

# LOAD KING



## PARTS MANUAL LOAD KING 45-150

1044911 REVA  
JAN, 2022

---

**WARNING** Operating, servicing and maintaining this equipment can expose you to chemicals including engine exhaust, carbon monoxide, phthalates, and lead, which are known to the State of California to cause cancer and birth defects or other reproductive harm. These chemicals can be emitted from or contained in other various parts and systems, fluids and some component wear by-products. To minimize exposure, avoid breathing exhaust, do not idle the engine except as necessary, service your equipment and vehicle in a well-ventilated area and wear gloves or wash your hands frequently when servicing your equipment or vehicle and after operation. For more information go to [www.P65Warnings.ca.gov/passenger-vehicle](http://www.P65Warnings.ca.gov/passenger-vehicle).

Breathing diesel engine exhaust exposes you to chemicals known to the State of California to cause cancer and birth defects or other reproductive harm.

- Always start and operate the engine in a well-ventilated area.
- If in an enclosed area, vent the exhaust to the outside.
- Do not modify or tamper with the exhaust system.
- Do not idle the engine except as necessary.

For more information go to [www.P65warnings.ca.gov/diesel](http://www.P65warnings.ca.gov/diesel).

---

---

# LOAD KING WARRANTY

*Load King (herein after referred to as the COMPANY) warrants all products manufactured by it and purchased by you to be free from defects in material and manufacture at the time of shipment, for one (1) year from date of delivery. The COMPANY will furnish replacements for such parts as the COMPANY finds to have been defective at the time of delivery or, at the COMPANY's option, will make or authorize repairs to such parts, provided that, upon request, such parts are returned, transportation is prepaid to the factory from which they were shipped.*

*This warranty shall not apply to any Product which has been subjected to misuse, misapplication, overloading, neglect (including but not limited to use of unauthorized parts or attachments), adjustments or repair. Engines, motor, tires, wheels, suspensions, axles, etc. and any accessories furnished with or used in the COMPANY's products, but which are not manufactured by the COMPANY, are not warranted by the COMPANY but are sold only with the express warranty, if any, or the manufacturers thereof. This warranted is limited to the first purchaser/user and is not transferable.*

**THE FOREGOING IS IN LIEU OF ALL OTHER WARRANTIES, WHETHER EXPRESSED OR IMPLIED (INCLUDING, WITHOUT LIMITATIONS, OF MERCHANTABILITY AND FITNESS OF ANY PRODUCT FOR A PARTICULAR PURPOSE), AND OF ANY OTHER OBLIGATION OR LIABILITY ON THE PART OF THE COMPANY. THERE ARE NO WARRANTIES WHICH EXTEND BEYOND THE DESCRIPTION OF THE FACE THEREOF.**

## LIMITATION OF LIABILITY

It is expressly understood and agreed by you that the COMPANY's liability for its products, whether due to breach of warranty, or otherwise is limited to the furnishing of such replacement parts, F.O.B.

factory, and the COMPANY will not be liable for any other injury, loss, damage, or expense, whether direct or consequential, including but not limited to loss of use, income, profit, or production, injury to person or increase in cost of operation, spoilage of or damage to material, arising out of or in connection with the sale, installation, use or inability to use, or the repair or replacement of the COMPANY's products.

All used vehicles and/or bodies are sold in the "AS IS" condition and no expressed or implied warranty is made.

All of COMPANY'S Products are of high quality and are manufactured in conformity with the best commercial practices in the various lines. The COMPANY guarantees all Products manufactured by it to be free from defects in material and manufactured at the time of shipment, for one (1) year from date of delivery. In addition, the COMPANY guarantees the portion of the product to be considered structural for one (1) year from date of manufacture.

While Load King, LLC. designs and manufactures its specific equipment configurations to industry standards, it is ultimate responsibility of the buyer/operator to assure that all loads are properly loaded and distributed. All loads must comply with the applicable state and federal load limits.

---

# INSTRUCTIONS FOR ORDERING PARTS

When ordering parts, contact your nearest Load King distributor and give the following information to assure prompt service:

## MACHINE IDENTIFICATION:

State the model and Product Identification Number (PIN), located on the plate in the Operator's Cab.

The six digit serial number is shown on a plate on the outside front of the operator's cab for convenient access.

## PART IDENTIFICATION:

State the part number, description and quantity required. Do not use the item number. Avoid using the words "Pairs" or "Sets".

## SHIPPING INSTRUCTIONS:

State the invoicing address. Unless otherwise specified, invoices will be mailed to the shipping address.

State the correct shipping address and the means of shipment: parcel post, air mail, air freight, UPS, bus, etc.



REF PART.NO. DESCRIPTION

T139803 Mirror, Convex..... 1

---

Load King  
7701 Independence Ave, Kansas City, MO  
64125  
Parts: (816) 241- 8387  
Service: (833) 281-7911  
info@loadkingmfg.com

---

# USING THIS PARTS BOOK

This Parts Manual has been designed for optimum ease of reading and is the key to Customer-Distributor-Factory communication. Genuine replacement parts, along with interchangeable product improvements as they become available, will keep your machine in a reliable and productive condition.

The following instructions describe the features of the manual and how to use it effectively.

Use this manual also as a supplement to the Operator's Manual and Maintenance Manual when performing service procedures on the machine.



## IMPORTANT

This manual lists serviceable parts for **EVERY** machine built of this model designation. Serial numbers are used to identify parts when a product improvement is made or an alternate component is used. **KNOW THE SERIAL NUMBER OF YOUR MACHINE** before searching for replacement parts.

The **PARTS CHAPTER INDEX** shows the functional arrangement of associated parts for the machine. A chapter number identifies the same chapter of parts regardless of model (Chapter 2 is always the Lower Structure). The chapters which apply to the machine are listed in numerical order.

**PAGE NUMBERS** are in numerical sequence within each parts chapter.

**EXPLODED VIEW ILLUSTRATIONS** show the relationship of assembled parts. The illustrations are keyed to an accompanying parts list on the same page or on the facing page and are positioned for ease in reading the manual.

---

---

# LOCATING INDIVIDUAL PARTS

1. Turn to the PARTS CHAPTER INDEX and find the general area of the part in question. (Example: Seat would be found in “Operator’s Cab” chapter 1 ).
2. Refer to the parts chapter and check to see if a subsequent letter-designated chapter is used. Check the title block on the pages to determine the application of the chapter to your particular machine.

<b>ENGINE</b>	<b>2</b>
---------------	----------

<b>FILTER</b>	<b>5</b>
---------------	----------

3. Major assemblies are shown at the beginning of each chapter with page references to component parts breakdowns on the pages which follow. Briefly skim through the chapter to familiarize yourself with the information included in it. Locate the illustration and parts list which pertain to the assembly or part you desire. Compare the serial number of your machine to those which may appear on the page to be sure you are ordering the correct part.
  4. Item numbers on the illustration correspond to those in the parts list. Parts not shown with an item number are the same as identical or symmetrical parts with an item number. Parts keyed with an asterisk or other symbol are included in a repair kit. If no part number is shown, these parts cannot be ordered separately.
  5. Quantities are shown as required per component assembly unless otherwise noted.
  6. If an assembly is listed without any serviceable parts, it must be ordered complete. Serviceable parts of components are listed under the component part or a subsequent page as indicated.
  7. All hardware shown without the size listed after the noun name is specially made for the particular application and must not be substituted standard hardware.
-

# TABLE OF CONTENTS

<b>45-150 UPPER STRUCTURE</b> .....	<b>11</b>	ASSEMBLY, BELT TENSIONER .....	87
45-150 SUPERSTRUCTURE .....	13	BOOM ASSEMBLY .....	89
CAB MOUNT ASSEMBLY .....	15	NYLON BOOM HEAD SHEAVE 5/8 ASSEMBLY .....	105
CAB, UPPER S-PACE OPERATOR .....	17	BOOM HEAD SHEAVE ASSEMBLY .....	107
CAB SUPPLIER ASSEMBLY .....	19	WIRE ROPE SHEAVE ASSEMBLY .....	109
DOOR ASSEMBLY .....	25	BOOM REST INSTALLATION .....	111
UPPER DOOR GUIDE ASSEMBLY .....	27	JIB INSTALLATION .....	113
FRONT WIPER ASSEMBLY .....	29	JIB ASSEMBLY 30-58 .....	127
ROOF HATCH ASSEMBLY .....	31	BOOM HEAD SHEAVE ASSEMBLY .....	135
WIPER ROOF .....	33	COUNTERWEIGHT OPTIONS .....	139
FRONT WINDSHIELD .....	35	COUNTERWEIGHT, 15000# .....	141
SEAT ASSEMBLY .....	37	COUNTERWEIGHT KIT .....	143
OPERATOR SEAT .....	39	COUNTERWEIGHT KIT ASSEMBLY, 3000 LBS .....	145
CAB INTERIOR INSTALLATION .....	41	CYLINDER CTWT .....	147
FRONT UPPER DASH ASSEMBLY .....	45	COUNTER WEIGHT ASSEMBLY .....	149
CAB ELECTRICAL INSTALLATION .....	47	COUNTERWEIGHT, 16000# W/O AUX WINCH .....	151
AIR ASSEMBLY .....	53	CTWT ASSEMBLY, 3000 LB W/O AUX WINCH .....	153
GREASE LINES INSTALLATION .....	57	45-150 HOOK BLOCK OPTIONS .....	155
SWING LOCK ASSEMBLY .....	59	HOOK BLOCK ASSEMBLY, 3 SHEAVE, 30 TON .....	157
HOUSE LOCK ASSEMBLY .....	61	HOOK BLOCK ASSEMBLY, 4 SHEAVE, 40 TON .....	159
CROSSOVER CONTROLS .....	63	HOOK BLOCK ASSEMBLY, 5 SHEAVE, 60 TON .....	161
CAB COVERS - NO HEATER OPTION .....	65	HOOK BLOCK ASSEMBLY, 2 SHEAVE, 25 TON .....	163
HVAC KIT INSTALLATION .....	67	HOOK BLOCK ASSEMBLY, 4 SHEAVE, 30 TON .....	165
HVAC KIT .....	69	HOOK BLOCK ASSEMBLY, 4 SHEAVE, 45 TON .....	167
HVAC KIT, KENWAY .....	71	45-150 OVERHAUL BALL OPTIONS .....	169
BLOWER UNIT .....	73	OVERHAUL BALL, 12 TON, 240#, 5/8" .....	171
BLOWER ASSEMBLY, AC & OIL HEAT .....	75	STANDARD CABLE 5/8 X 500 .....	173
CONTROLLER, PROGRAMMED .....	77	WEDGE 5/8 MAIN/AUX -CABLE .....	175
HOSE & DRIVE MOUNTING KIT .....	79	WEDGE & SOCKET, 5/8 INCH .....	177
KIT, MD 9037/47/57 MTG .....	81	ROTATE-RESIST CABLE 5/8 X 500 .....	179
HYDRAULIC DRIVE UNIT .....	83	UPPER HYDRAULICS ASSEMBLY .....	181

# TABLE OF CONTENTS

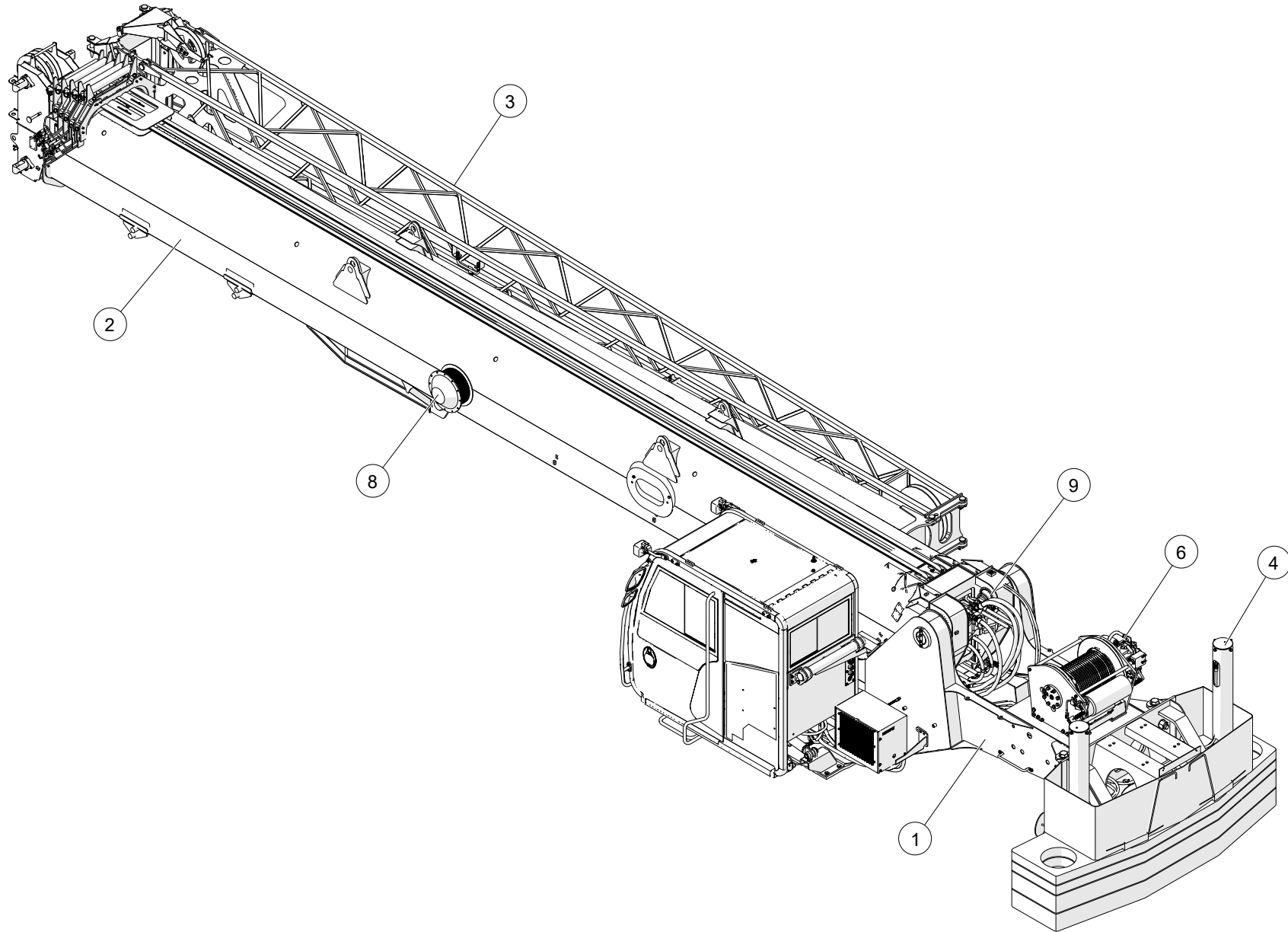
UPPER ELECTRICAL ASSEMBLY .....	207	KIT, SWING BEARING ASSEMBLY .....	317
LMI ASSEMBLY .....	209	45-150 BACKWARDS TANK OPTION.....	319
BOOM PIVOT AND HOIST CYLINDER PIN INSTALLATION.....	213	<b>OPTIONAL EQUIPMENT .....</b>	<b>327</b>
<b>45-150 LOWER STRUCTURE .....</b>	<b>217</b>	2-MAN STEEL PLATFORM ASSEMBLY .....	331
CENTER STRUCTURE INSTALLATION .....	219	WORK LIGHT INSTALLATION .....	337
DECKING INSTALLATION .....	221	STROBE LIGHT INSTALLATION .....	339
MOUNTING KIT, DECK.....	223	REVOLVING AMBER LIGHT INSTALLATION .....	341
DECK KIT .....	225	NO RADIO OPTION .....	343
LADDER ASSEMBLY .....	227	RADIO OPTION .....	345
PLATFORM INSTALLATION.....	229	WIND SPEED INDICATOR ASSEMBLY.....	347
PLATFORM ASSEMBLY .....	231	45-150 AUX WINCH OPTION .....	349
FENDERS 55 INCH AXLE CTR .....	233	AUX WINCH ASSEMBLY .....	351
FENDERS 55 INCH AXLE CTR W/PUSHER.....	235	AUX HEAD ASSEMBLY .....	353
FENDERS 60 INCH AXLE CTR .....	237	KIT, BOOM DOLLY PREP.....	355
OUTRIGGER INSTALLATION.....	239	LIGHT BAR ASSEMBLY .....	357
OUTRIGGER ASSEMBLY FRONT- LH .....	243	BOOM FLOAT ASSEMBLY .....	359
OUTRIGGER ASSEMBLY FRONT- RH.....	245	BOOM FLOAT ELECTRICAL INSTALLATION.....	361
OUTRIGGER ASSEMBLY REAR -LH .....	247	COLD WEATHER OPTIONS .....	363
OUTRIGGER ASSEMBLY REAR -RH.....	249	HYD. IMMERSION HEATER, 120/240 V .....	365
OUTRIGGER JACK EXTENSION INSTALLATION .....	251	HEATER, IMMERSION.....	367
CWT RACK INSTALLATION .....	253	WIRELESS CONTROL OPTIONS .....	369
REAR BUMPER ASSEMBLY.....	255	BELLY PACK ONLY .....	371
LOWER ELECTRIC ASSEMBLY .....	257	JIB ONLY .....	373
45-150 BACKWARD TANK LOWER HYDRAULIC ASSEMBLY .....	259	JIB & BELLY PACK.....	375
PUMP/PTO OPTION.....	287	<b>PAINT &amp; MARKING.....</b>	<b>377</b>
PUMP/PTO ASSEMBLY, ALLISON TRANSMISSION .....	289	45-150 CROSSOVER KIT .....	379
PUMP/PTO ASSEMBLY, EATON TRANSMISSION.....	293	<b>MANUALS.....</b>	<b>383</b>
HOSE KIT OPTION .....	297	45-150 MANUAL PACKS OPTIONS .....	385
HOSE VARIANT, ALLISON TRANSMISSION .....	299	45-150 MANUAL PACKS, EN-SP-FR .....	387
HOSE VARIANT, EATON TRANSMISSION.....	307	<b>RECOMMENDED SPARE PARTS .....</b>	<b>389</b>
BEARING INSTALLATION.....	315		



**CHAPTER NO. 1**  
**45-150 UPPER STRUCTURE**

**PAGE INTENTIONALLY LEFT BLANK**

# 45-150 UPPER STRUCTURE

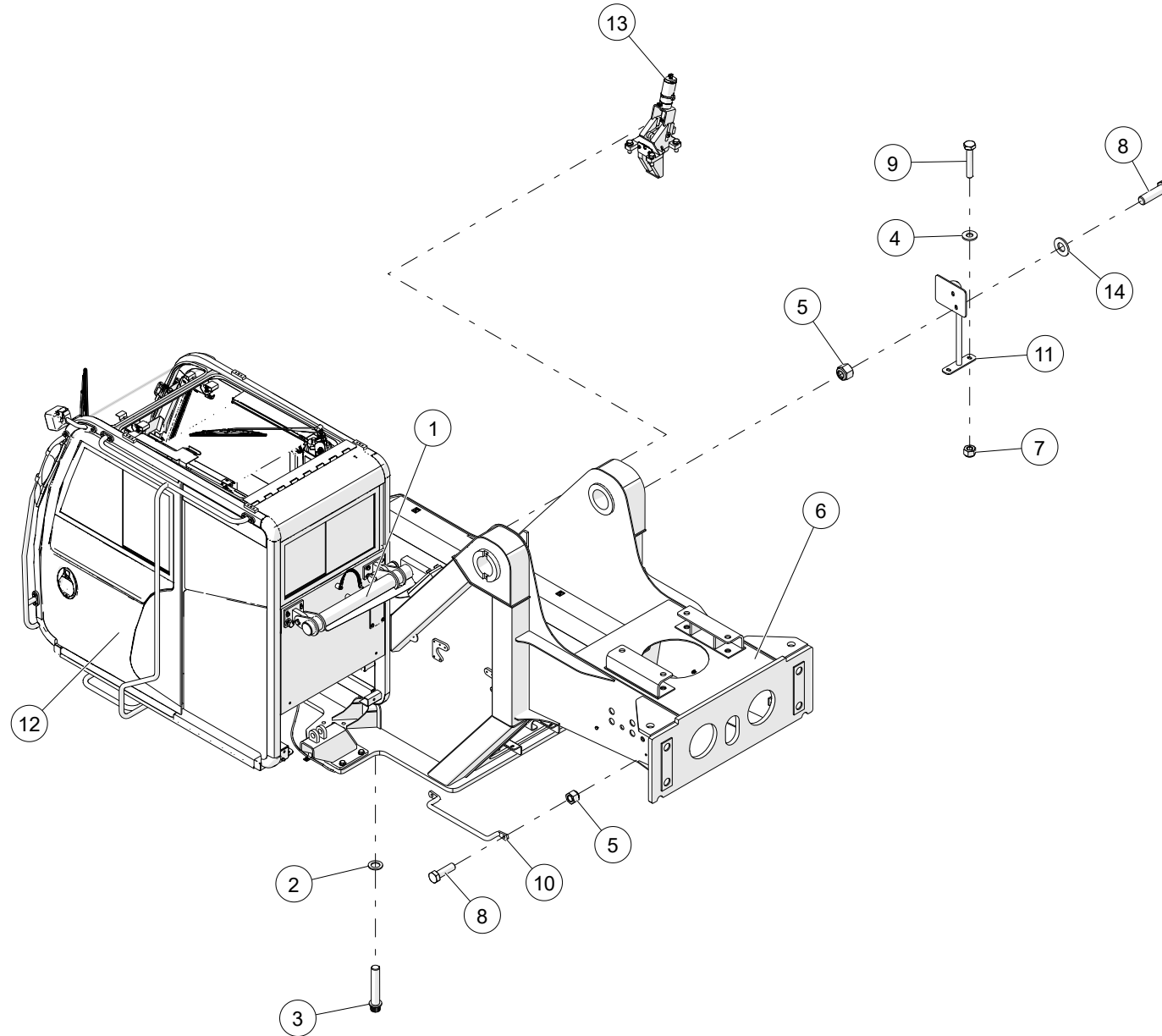


WHEN ORDERING PARTS, SPECIFY MODEL NUMBER, SERIAL NUMBER AND DESCRIPTION OF PARTS REQUIRED

## 45-150 UPPER STRUCTURE

ITEM	PART NUMBER	DESCRIPTION	QUANTITY	NOTES
	<b>45-150</b>	<b>45-150 UPPER STRUCTURE</b>		
1	1029833	SUPERSTRUCTURE INSTALLATION	1	SEE PAGE 13
2	1008385	BOOM ASSEMBLY, LOAD KING 45-150	1	SEE PAGE 89
3	1033928	JIB INSTALLATION	1	SEE PAGE 113
4	1008818**	XO COUNTERWEIGHT OPTIONS	1	SEE PAGE 139
5*	1032743**	45-150 HOOK BLOCK OPTIONS	1	SEE PAGE 155
6	1031445	UPPER HYDRAULICS ASSEMBLY	1	SEE PAGE 181
7*	1027131	UPPER ELECTRICAL ASSEMBLY	1	SEE PAGE 207
8	1031260	LMI ASSEMBLY	1	SEE PAGE 209
9	1029857	BOOM PIVOT AND HOIST CYLINDER PIN INSTALLATION	1	SEE PAGE 213
<b>NOTE:</b>		*NOT SHOWN IN THE ILLUSTRATION		
		**NOT SERVICEABLE AT THIS LEVEL		

WHEN ORDERING PARTS, SPECIFY MODEL NUMBER, SERIAL NUMBER AND DESCRIPTION OF PARTS REQUIRED



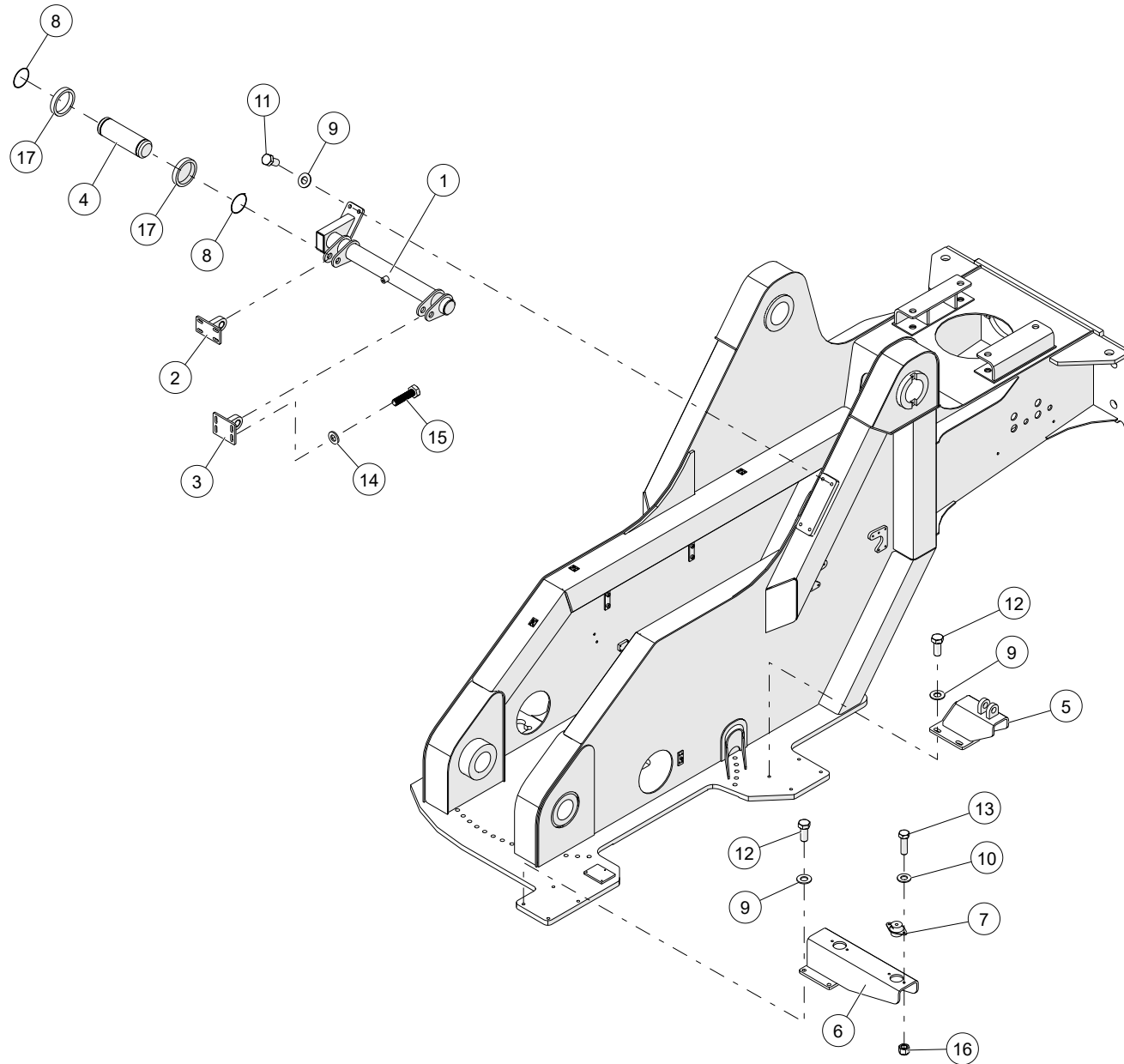
WHEN ORDERING PARTS, SPECIFY MODEL NUMBER, SERIAL NUMBER AND DESCRIPTION OF PARTS REQUIRED

## 45-150 SUPERSTRUCTURE

ITEM	PART NUMBER	DESCRIPTION	QUANTITY	NOTES
	<b>1029833</b>	<b>SUPERSTRUCTURE INSTALLATION</b>		
1	<b>1029847</b>	CAB MOUNT ASS'Y	1	SEE PAGE 15
2	1209-61	WASHER,HRD, 0.875 Z	44	
3	FHCS-C875D509R0	FERRY HEAD CAP SCREW, 7/8-9 X 4 1/2 LEN, NF	44	
4	WSH1-X2500008Z0	WASHER, 1/4, GR8, ZN	2	
5	NUT3-C3750005Z0	NYLON LOCK NUT, 3/8-16, GR5, ZN	6	
6	1024502	60150 TURRET	1	
7	NUT3-C2500005Z0	NYLON LOCK NUT, 1/4-20, GR5, ZN	2	
8	HHCS-C375A255Z0	HEX HEAD CAP SCREW, 3/8-16 X 1 1/4 LEN, GR5, ZN	6	
9	HHCS-C250A505R0	HEX HEAD CAP SCREW, 1/4-20 X 1 1/2 LEN, GR5, NF	2	
10	209-00444	HANDLE	2	
11	720F0393	WELDMENT, HANDRAIL	1	
12	<b>1031096</b>	CAB, UPPER S-PACE OPERATOR	1	SEE PAGE 17
13	<b>718A0960</b>	SWING LOCK ASSEMBLY	1	SEE PAGE 59
14	WSH1-X3750008Z0	WASHER, 3/8, GR8, ZN	2	

WHEN ORDERING PARTS, SPECIFY MODEL NUMBER, SERIAL NUMBER AND DESCRIPTION OF PARTS REQUIRED

# CAB MOUNT ASSEMBLY



WHEN ORDERING PARTS, SPECIFY MODEL NUMBER, SERIAL NUMBER AND DESCRIPTION OF PARTS REQUIRED

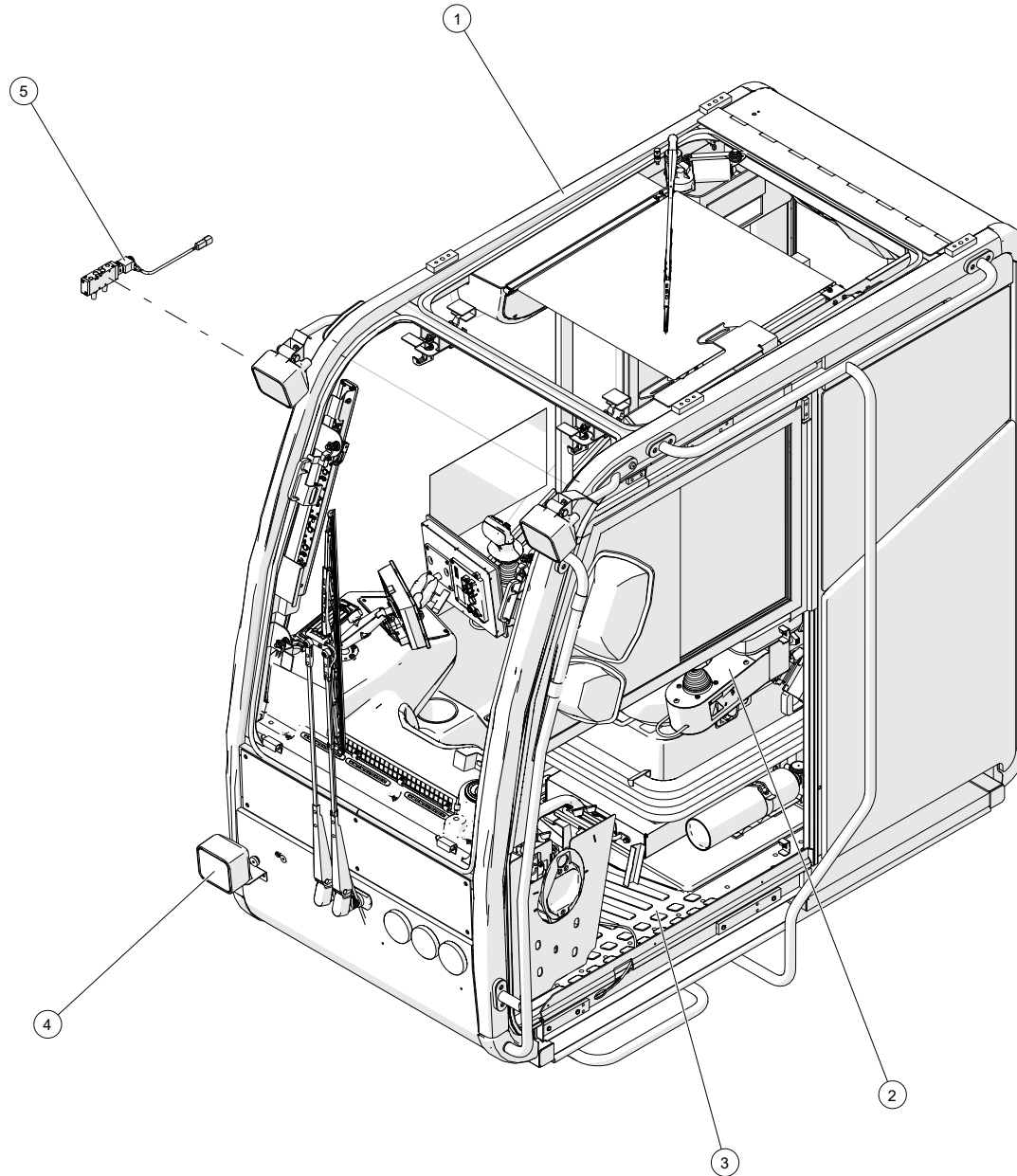
## CAB MOUNT ASSEMBLY

ITEM	PART NUMBER	DESCRIPTION	QUANTITY	NOTES
	<b>1029847</b>	<b>CAB MOUNT ASSEMBLY</b>		
1	1029848	MOUNT, PIVOT CAB	1	
2	1006919	PIVOT ASSEMBLY, CAB TILT	1	
3	1006905	PIVOT ASSEMBLY, CAB TILT	1	
4	1006907	PIN, CLEVIS HEADLESS, 1.125	2	
5	1006903	MOUNT, CYLINDER	1	
6	1006912	FRONT BRKT WLDM'T	1	
7	1006928	MOUNT	2	
8	1006929	SNAP RING	4	
9	WSH2-X6250008Z0	SAE WASHER, 5/8, GR8, ZN	12	
10	WSH2-X3750008Z0	SAE WASHER, 3/8, GR8, ZN	4	
11	HHCS-C625A258Z0	HEX HEAD CAP SCREW, 5/8-11 X 1 1/4 LEN, GR8, ZN	4	
12	HHCS-C625A508Z0	HEX HEAD CAP SCREW, 5/8-11 X 1 1/2 LEN, GR8, ZN	8	
13	HHCS-C375A258Z0	HEX HEAD CAP SCREW, 3/8-16 X 1 1/4 LEN, GR8, ZN	4	
14	93475A280	WSH, FLAT, HARD M10 D125, ST Z	8	
15	91310A635	SCR, HHCS M10-1.5X40 FT, ST Z 10.9	8	
16	NUT3-C375000M06Z0	NYLON LOCK NUT, 3/8-16, GR8, ZINC	4	
17	1008757	SPACER	4	

WHEN ORDERING PARTS, SPECIFY MODEL NUMBER, SERIAL NUMBER AND DESCRIPTION OF PARTS REQUIRED



# CAB, UPPER S-SPACE OPERATOR



WHEN ORDERING PARTS, SPECIFY MODEL NUMBER, SERIAL NUMBER AND DESCRIPTION OF PARTS REQUIRED

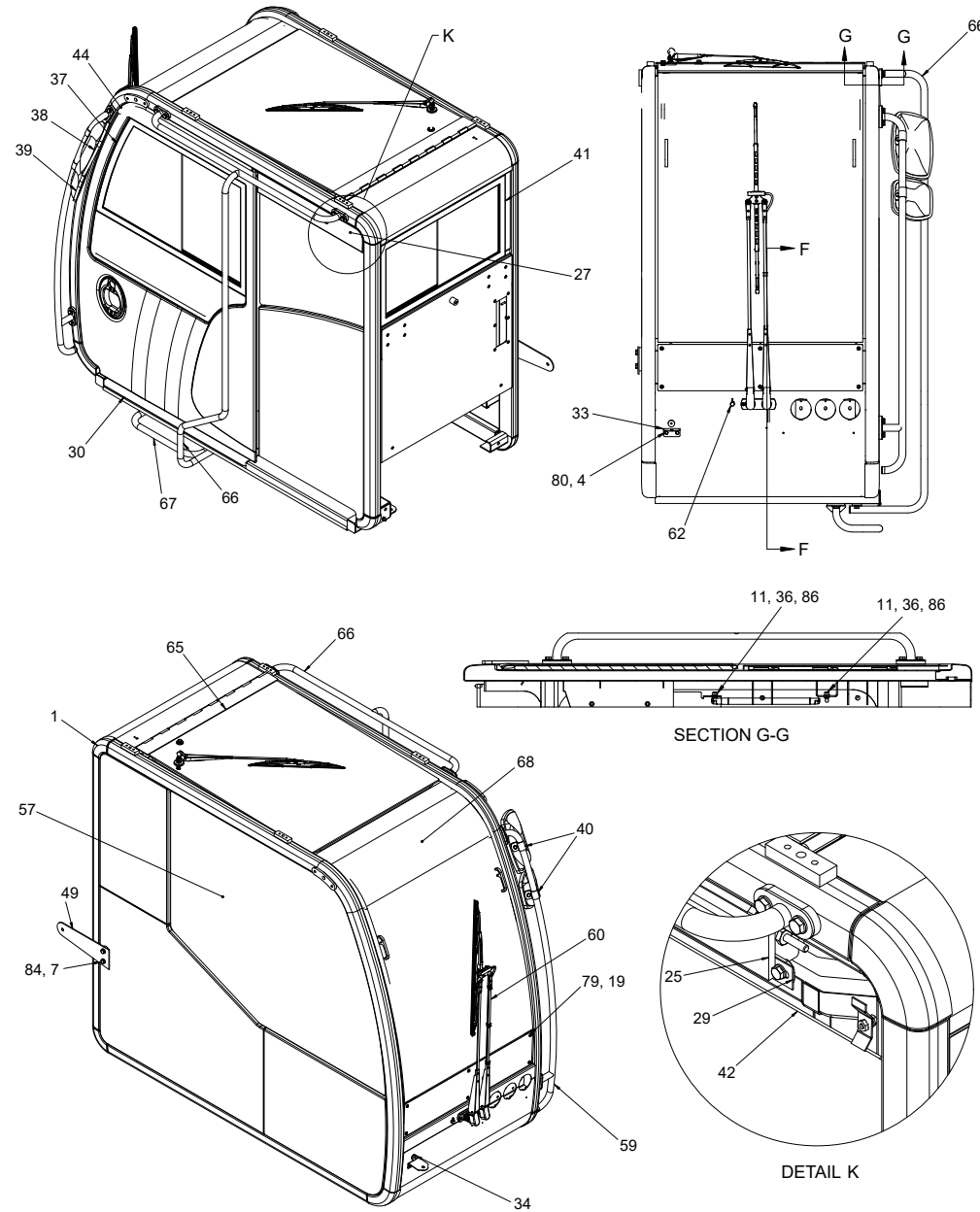
## CAB, UPPER S-PACE OPERATOR

ITEM	PART NUMBER	DESCRIPTION	QUANTITY	NOTES
	<b>1031096</b>	<b>CAB, UPPER S-PACE OPERATOR</b>		
1	<b>1035037</b>	CAB SUPPLIER ASSEMBLY	1	SEE PAGE 19
2	<b>1025700</b>	SEAT ASSEMBLY	1	SEE PAGE 37
3	<b>1035053</b>	CAB INTERIOR INSTALLATION	1	SEE PAGE 41
4	<b>1027132</b>	CAB ELECTRICAL INSTALLATION	1	SEE PAGE 47
5	<b>1031118</b>	AIR ASSEMBLY	1	SEE PAGE 53
6*	1031104	CAB UPPER HARNESS	1	
7*	<b>1025685</b>	GREASE LINE INSTALLATION	1	SEE PAGE 57

**NOTE:** \* NOT SHOWN IN THE ILLUSTRATION

WHEN ORDERING PARTS, SPECIFY MODEL NUMBER, SERIAL NUMBER AND DESCRIPTION OF PARTS REQUIRED

# CAB SUPPLIER ASSEMBLY



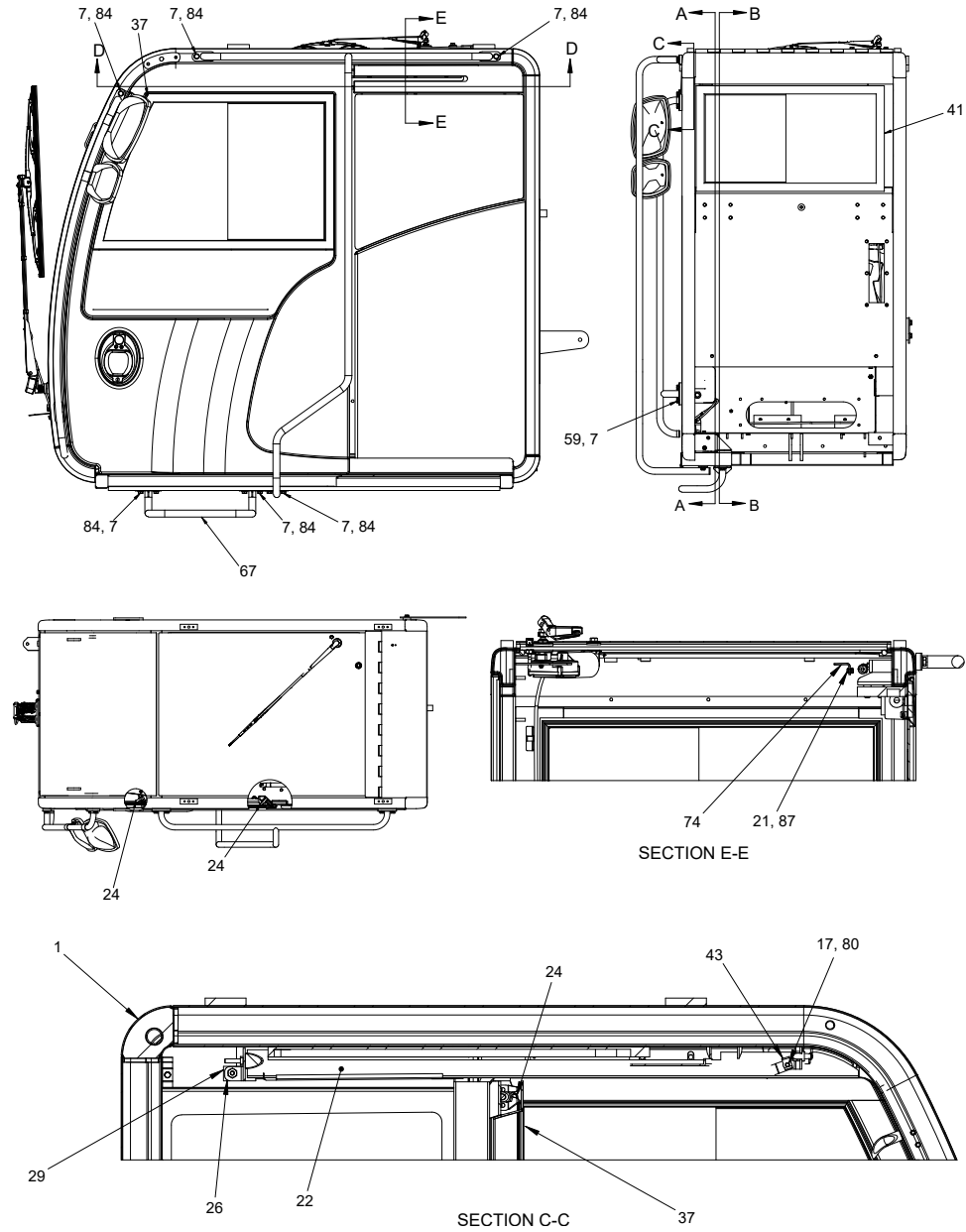
WHEN ORDERING PARTS, SPECIFY MODEL NUMBER, SERIAL NUMBER AND DESCRIPTION OF PARTS REQUIRED

## CAB SUPPLIER ASSEMBLY

ITEM	PART NUMBER	DESCRIPTION	QUANTITY	NOTES
	<b>1035037</b>	<b>CAB SUPPLIER ASSEMBLY</b>		
1	1035036	CAB FRAME WELDMENT	1	
2	12400-1513	DECAL, WINDOW	1	
3	HHCS-M06A012PZ0	HEX HEAD CAP SCREW, M6-1 X 12, C8.8	1	
4	HHCS-M06A014PZ0	HEX HEAD CAP SCREW, M6-1 X 14, C8.8	2	
5	HHCS-M06A016PZ0	HEX HEAD CAP SCREW, M6-1 X 16, C8.8	25	
6	HHCS-M08B016PZ0	HEX HEAD CAPS SCREW, M8-1.25 X 16, C8.8	4	
7	HHCS-M10C014PZ0	HEX HEAD CAP SCREW, M10-1.5 X 14, C8.8	16	
8	HHCS-M10C018PZ0	HEX HEAD CAP SCREW, M10-1.5 X 18, C8.8	3	
9	HHCS-M508010PZ0	HEX HEAD CAP SCREW, M5-.8 X 10, C8.8	2	
10	NUT1-M12D0005Z0	HEX NUT, M12 X 1.75, GRADE 5 ZINC	1	
11	NUT3-C3130005Z0	NYLON LOCK NUT, 5/16-18, GR5, ZN	2	
12	NUT3-M06A000PZ0	NYLON INSERT NUT, M6-1, STL Z C8	5	
13	NUT3-M08B000PZ0	NYLON HEX NUT, M8-1.25, STL Z C8	2	
14	NUT3-M12D000PZ0	NYLON HEX NUT, M12-1.75, STL Z C8	1	
15	SH02-M06A025QZ0	SHCS, COUNTER SUNK, M6-1 X 25, C10.9	5	
16	SH03-M06A010PZ0	SHCS BUTTON HEAD, M6-1 X 10, C8.8	4	
17	SH03-M06A016PZ0	SHCS BUTTON HEAD, M6-1 X 16, C8.8	9	
18	SH03-M06A020PB0	SHCS BUTTON HEAD, M6 X 1, C8.8 BLK OX	4	
19	SH03-M06A022PB0	SHCS BUTTON HEAD, M6-1 X 22, BLK OX C8.8	6	
20	SH03-M08B020PZ0	SHCS BUTTON HEAD, M8-1.25 X 20, C8.8	2	
21	SH03-M508010QZ0	SHCS BUTTON HEAD, M5 - 0.8 X 10, C10.9	2	
22	T106057	BRUSH, DOOR	1	
23	T106063	STUD, DOOR STOP	1	
24	T106067	STUD, DOOR STOP	3	
25	T106080	SEAL, DOOR	1	
26	T106086	BRACKET, DOOR STRIKER	1	
27	T106546	COVER, DOOR	1	
28	T106551	CLIP DOOR	1	
29	T106755	BRACKET, DOOR	1	
30	T106773	ANTI-SLIP TAPE	1	

WHEN ORDERING PARTS, SPECIFY MODEL NUMBER, SERIAL NUMBER AND DESCRIPTION OF PARTS REQUIRED

# CAB SUPPLIER ASSEMBLY



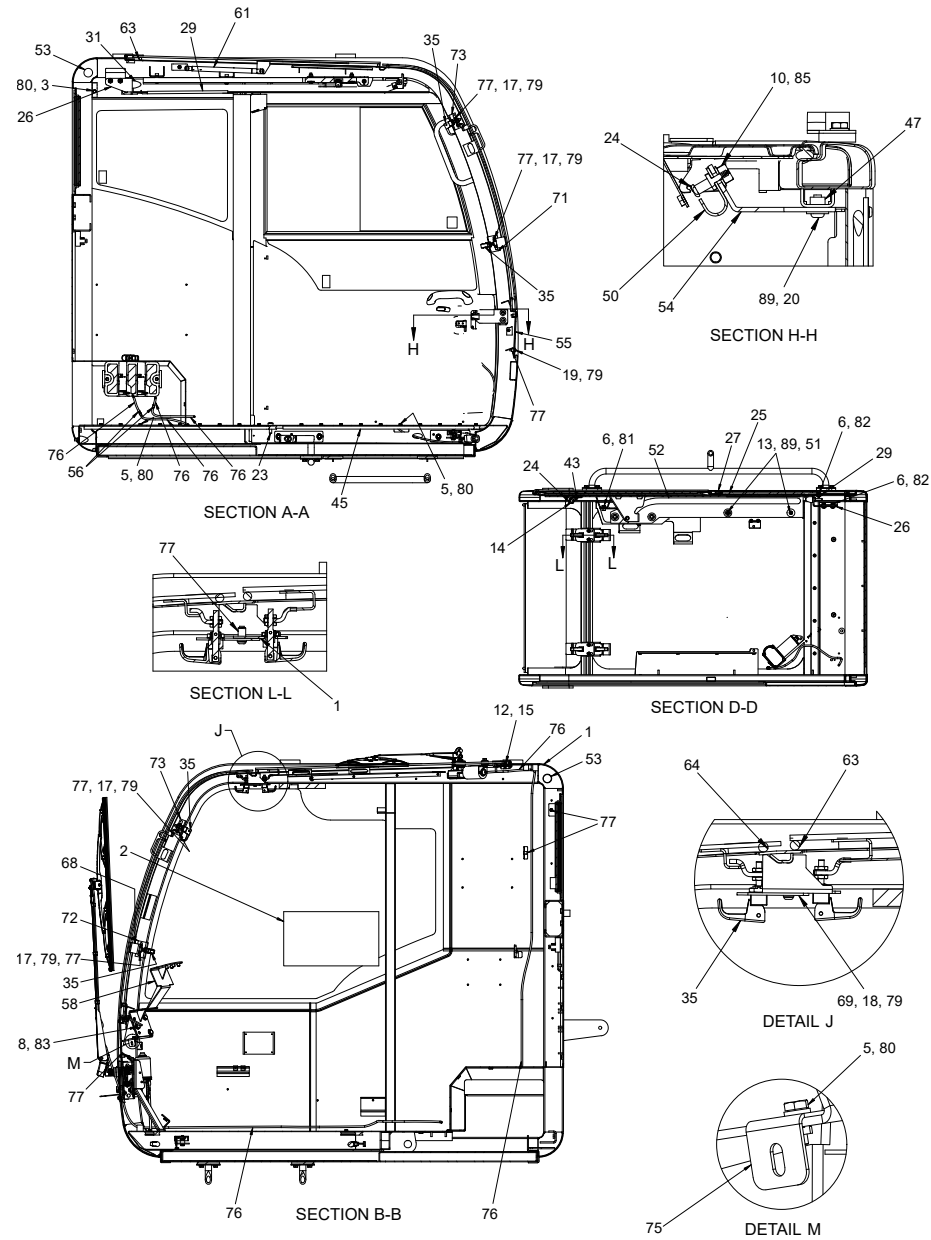
WHEN ORDERING PARTS, SPECIFY MODEL NUMBER, SERIAL NUMBER AND DESCRIPTION OF PARTS REQUIRED

## CAB SUPPLIER ASSEMBLY

ITEM	PART NUMBER	DESCRIPTION	QUANTITY	NOTES
	<b>1035037</b>	<b>CAB SUPPLIER ASSEMBLY</b>		
31	T111645	STOP, DOOR	1	
32	T111646	STOP, DOOR	1	
33	T111784	BRACKET, LIGHT MOUNTING	1	
34	T111785	GROMMET	1	
35	T111841	LATCH, WINDOW	8	
36	T111848	STUD, GAS CYLINDER MOUNTING	2	
37	<b>T111882</b>	DOOR ASSEMBLY	1	SEE PAGE 25
38	T111920	MIRROR, UPPER	1	
39	T111921	MIRROR, LOWER	1	
40	T111922	MIRROR MOUNT KIT	2	
41	T111952	WINDOW, REAR	1	
42	T111953	GLASS LEFT REAR	1	
43	T112319	NUT, CLIP ON M6-1	1	
44	T112363	SEAL, BULB	1	
45	T121363	GUIDE, FRONT LOWER DOOR	1	
46	T121364	GUIDE, REAR LOWER DOOR	1	
47	T121368	BLOCK, THREADED M8-1.25	1	
48	T121506	RESERVOIR, WIPER WASHER FLUID	1	
49	T121507	PLATE, HARNESS SUPPORT	1	
50	T121983	BRACKET, DOOR LATCH	1	
51	T121985	SPACER, M15 OD X 15	2	
52	<b>T122302</b>	UPPER DOOR GUIDE ASSEMBLY	1	SEE PAGE 27
53	T122644	PLUG, RIGID PLASTIC	2	
54	T123705	PLATE, DOOR LATCH	1	
55	T124357	PANEL, FRONT LOGO	1	
56	T125126	VALVE, WASHER CHECK	2	
57	T125247	GLASS, RIGHT SIDE	1	
58	T127126	BRACKET, MONITOR MOUNTING	1	
59	T134545	HANDLE, FRONT CAB ENTRY	1	
60	<b>T134724</b>	FRONT WIPER ASSEMBLY	1	SEE PAGE 29

WHEN ORDERING PARTS, SPECIFY MODEL NUMBER, SERIAL NUMBER AND DESCRIPTION OF PARTS REQUIRED

# CAB SUPPLIER ASSEMBLY



WHEN ORDERING PARTS, SPECIFY MODEL NUMBER, SERIAL NUMBER AND DESCRIPTION OF PARTS REQUIRED

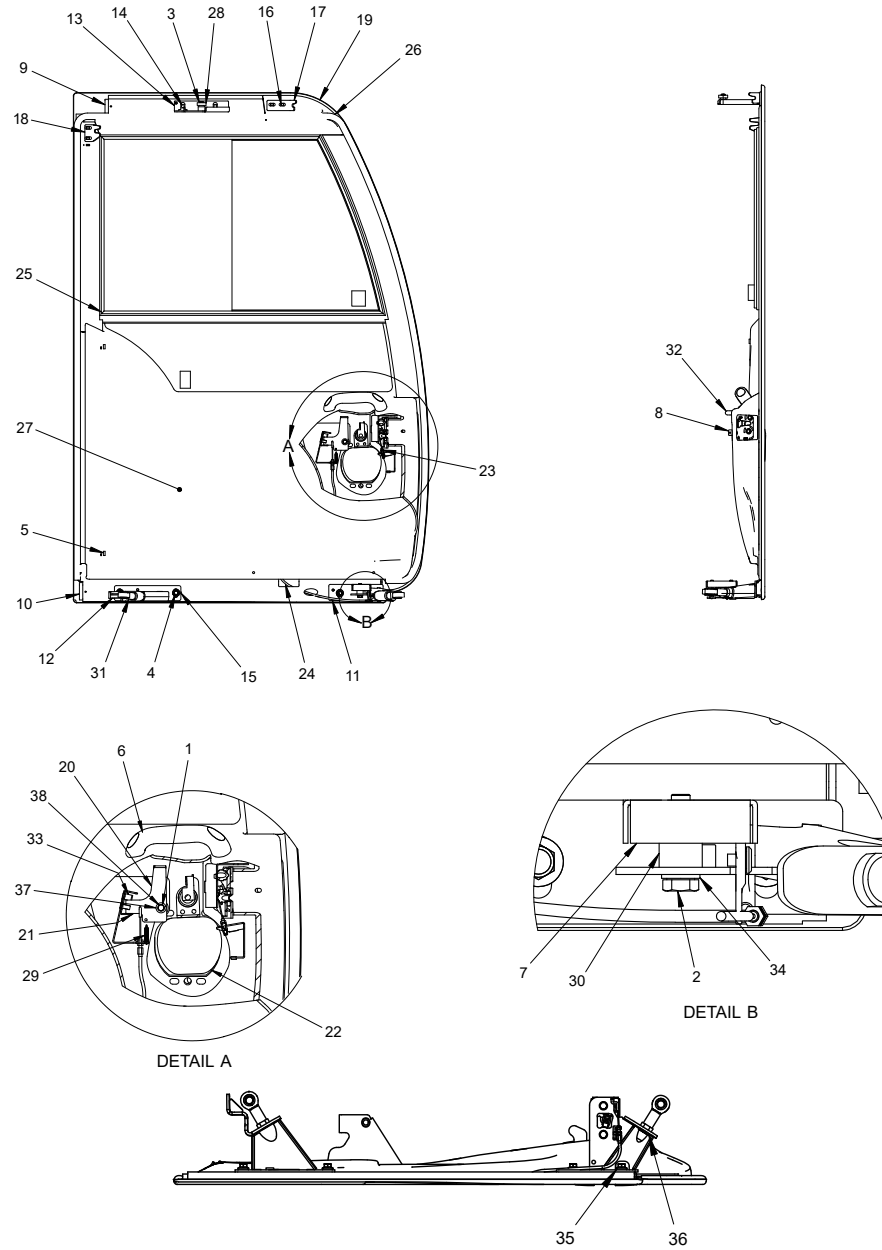
## CAB SUPPLIER ASSEMBLY

ITEM	PART NUMBER	DESCRIPTION	QUANTITY	NOTES
	<b>1035037</b>	<b>CAB SUPPLIER ASSEMBLY</b>		
61	T135177	CYLINDER, ROOF LIFTING GAS	1	
62	T135271	SPRAYER, WIPER MIST	1	
63	T135614-3360	SEAL, BULB	1	
64	T135614-3845	SEAL, BULB	1	
65	<b>T135765</b>	ROOF HATCH ASSEMBLY	1	SEE PAGE 31
66	T136466	HANDLE, CAB ENTRY	1	
67	T136585	HANDLE, LOWER CAB ENTRY	1	
68	<b>T138734</b>	WINDSHIELD, FRONT	1	SEE PAGE 35
69	T140285	PLATE, LATCH MOUNTING	2	
70	T140287	PLATE, FRONT GLASS REST	2	
71	T141573	BRACKET, LEFT WINDOW LATCH	1	
72	T141574	BRACKET, RIGHT WINDOW LATCH	1	
73	T141575	BRACKET, RIGHT WINDOW LATCH	2	
74	T142654	BRACKET, SUNSHADE MOUNTING	1	
75	T147294	BRACKET, RELAY MOUNT	1	
76	T148370	TUBING, 3/16" ID	231	TO BE ORDERED IN INCHES
77	V01-06AM014-20	RVT, FLGHD M6 X 1 X 14.73, ST	28	
78	V01-407M011-20	RVT, FLGHD M6 X 0.7X 11.94, ST	1	
79	WSH1-X06A000XB0	WASHER, M6, STL BLK OX	18	
80	WSH1-X06A000XZ0	WASHER, M6, STEEL, ZINC PLATED	33	
81	WSH1-X08B000PZ0	WASHER, FLAT M8 DIN125, ST SQC	1	
82	WSH1-X08B000XZ0	WASHER, M8, STEEL, ZINC PLATED	3	
83	WSH1-X10C000PZ0	WASHER, M10, STEEL, ZINC PLATED, CL 8.8	3	
84	WSH1-X10C000XZ0	WASHER, M10, STEEL, ZINC PLATED	16	
85	WSH1-X12D000XZ0	WASHER, M12, STEEL, ZINC PLATED	1	
86	WSH1-X3130002Z0	WASHER, 5/16, GR2, ZN	2	
87	WSH1-X508000XB0	WASHER, M5, STEEL, BLACK OXIDE	2	
88	WSH1-X508000XZ0	WASHER, M5, STEEL, ZINC PLATED	2	
89	WSH3-X08B000XZ0	WASHER, FENDER, M8, STEEL, ZINC PLATED	4	

WHEN ORDERING PARTS, SPECIFY MODEL NUMBER, SERIAL NUMBER AND DESCRIPTION OF PARTS REQUIRED



# DOOR ASSEMBLY



WHEN ORDERING PARTS, SPECIFY MODEL NUMBER, SERIAL NUMBER AND DESCRIPTION OF PARTS REQUIRED

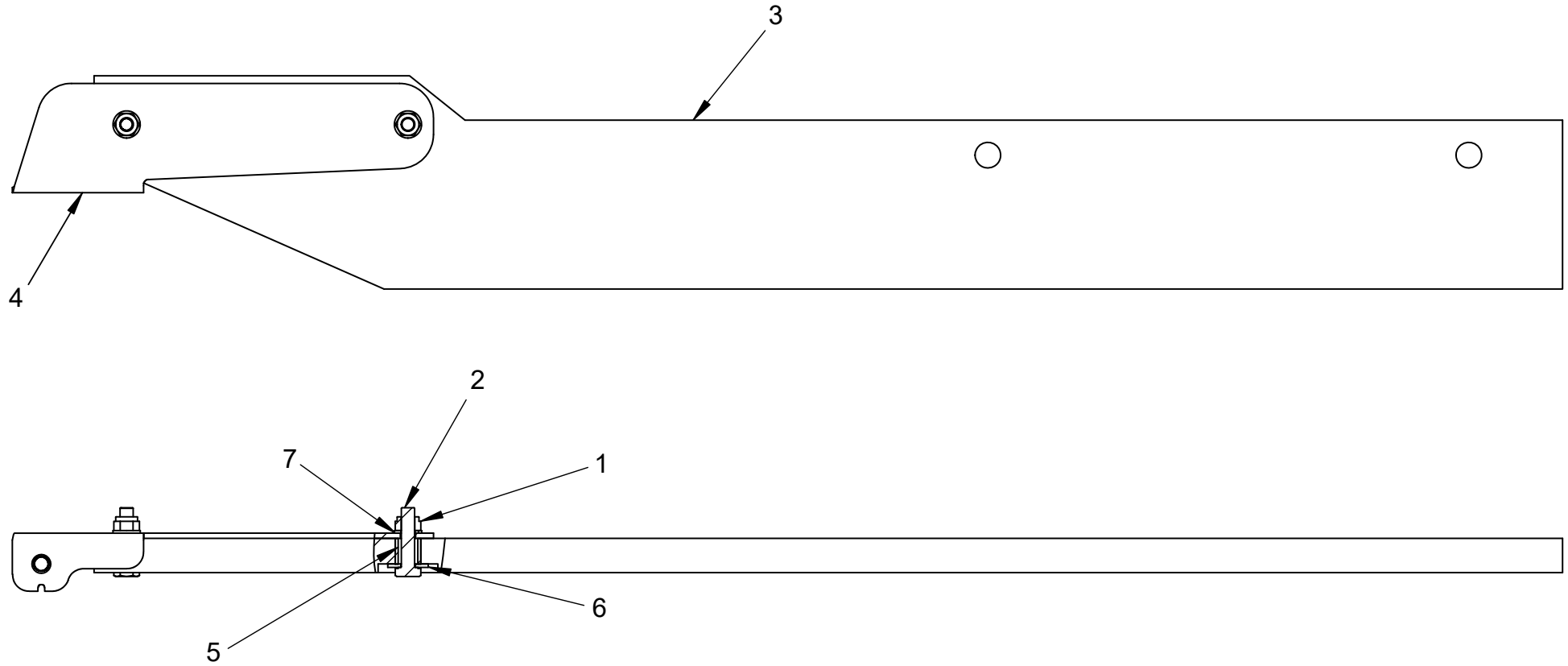
## DOOR ASSEMBLY

ITEM	PART NUMBER	DESCRIPTION	QUANTITY	NOTES
	<b>T111882</b>	<b>DOOR ASSEMBLY</b>		
1	HHCS-M06A020PZ0	SCR, HHCS, M6-1 X 20, ZINC, CLASS 8.8	1	
2	HHCS-M08B035PZ0	SCR, HHCS, M8-1.25 X 35, ZINC, CLASS 8.8	2	
3	RET3-X07A000XP0	RING, E-CLIP M7, BLK PHOS	1	
4	S13-10CM020-28	HEX FLANGE SCREW, AM, M10 X1.5 X20	4	
5	T112317	NUT, CLIP-ON, M5-0.8	2	
6	T126005	HANDLE DOOR	1	
7	T126006	LATCH, LOWER DOOR	1	
8	T126007	LATCH, MAIN DOOR	1	
9	T126008	STOP, UPPER RUBBER	1	
10	T126009	STOP, LOWER RUBBER	1	
11	T126010	BRACKET, LOWER FRONT ROLLER	1	
12	T126011	BRACKET, LOWER REAR ROLLER	1	
13	T126012	BRACKET, UPPER ROLLER	1	
14	T126013	BLOCK, THREADED, M10 X 1.5	2	
15	T126014	BLOCK, THREADED, M10 X 1.5	1	
16	T126015	BLOCK, THREADED, M8 - 1.25	2	
17	T126016	BRACKET, UPPER LATCH	1	
18	T126017	BRACKET, REAR LATCH	1	
19	T126018	DOOR WELDMENT	1	
20	T126019	BRACKET, DOOR RELEASE	1	
21	T126020	BRACKET, RELEASE STOP	1	
22	T126021	HANDLE, EXTERIOR DOOR	1	
23	T126022	CABLE, DOOR OPEN	1	
24	T126023	CABLE, DOOR RELEASE	1	
25	T126024	GLASS, DOOR	1	
26	T126025	SEAL DOOR	1	
27	T126026	PLASTIC, INTERIOR DOOR	1	
28	T126057	ROLLER	1	
29	T126058	SPRING RELEASE	1	
30	T126059	SPACER, M18ODX10	2	
31	T126060	ROD END, BALL JOINT, M14 X 2-D14	2	
32	T126153	HANDLE, DOOR RELEASE	1	
33	V01-06AM017-Y2	RVT, FLGHD M6 X 1.0X 17.27-GRIP 4.20-6.60	2	
34	WSH1-X08B000PZ0	WASHER, M8, STEEL, ZINC	2	
35	WSH1-X10C000XZ0	WASHER, M10, STEEL, ZINC PLATED	4	
36	WSH1-X14E000XZ0	WASHER, M14, STEEL, ZINC	1	
37	WSH3-X06A000XZ0	WASHER FENDER, M6, STEEL, ZINC PLATED	1	
38	WSH4-X06A000XZ0	LOCK WASHER, M6, STEEL, ZINC	1	

WHEN ORDERING PARTS, SPECIFY MODEL NUMBER, SERIAL NUMBER AND DESCRIPTION OF PARTS REQUIRED

# UPPER DOOR GUIDE ASSEMBLY

---



WHEN ORDERING PARTS, SPECIFY MODEL NUMBER, SERIAL NUMBER AND DESCRIPTION OF PARTS REQUIRED

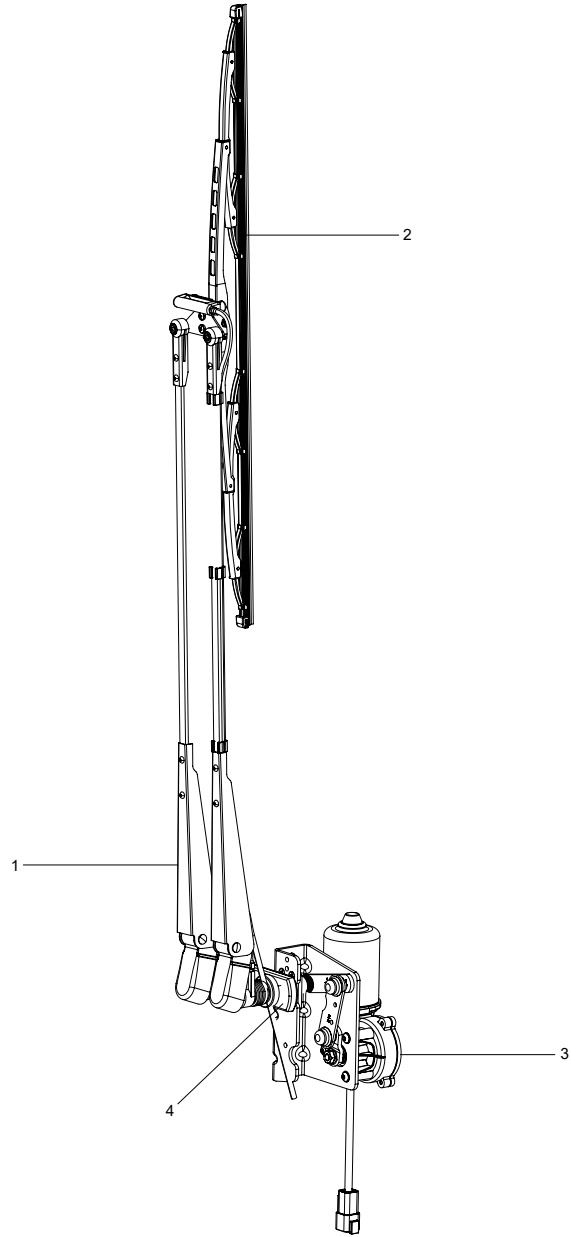
## UPPER DOOR GUIDE ASSEMBLY

ITEM	PART NUMBER	DESCRIPTION	QUANTITY	NOTES
	<b>T122302</b>	<b>UPPER DOOR GUIDE ASSEMBLY</b>		
1	NUT3-M08B000PZ0	NYLON HEX NUT, M8-1.25, STL Z C8	2	
2	HHCS-M08B035PZ0	SCR, HHCS M8-1.25 X 35 FT, ST SQC C8.8	2	
3	T121365	GUIDE, UPPER DOOR	1	
4	T121366	BRACKET, UPPER GUIDE	1	
5	T121985	SPACER, M15 OD X 15	2	
6	WSH3-X08B000XZ0	WASHER, FENDER, M8, STL	2	
7	WSH1-X08B000PZ0	WSH, FLAT M8 DIN125, ST SQC	2	

WHEN ORDERING PARTS, SPECIFY MODEL NUMBER, SERIAL NUMBER AND DESCRIPTION OF PARTS REQUIRED

# FRONT WIPER ASSEMBLY

---



WHEN ORDERING PARTS, SPECIFY MODEL NUMBER, SERIAL NUMBER AND DESCRIPTION OF PARTS REQUIRED

## FRONT WIPER ASSEMBLY

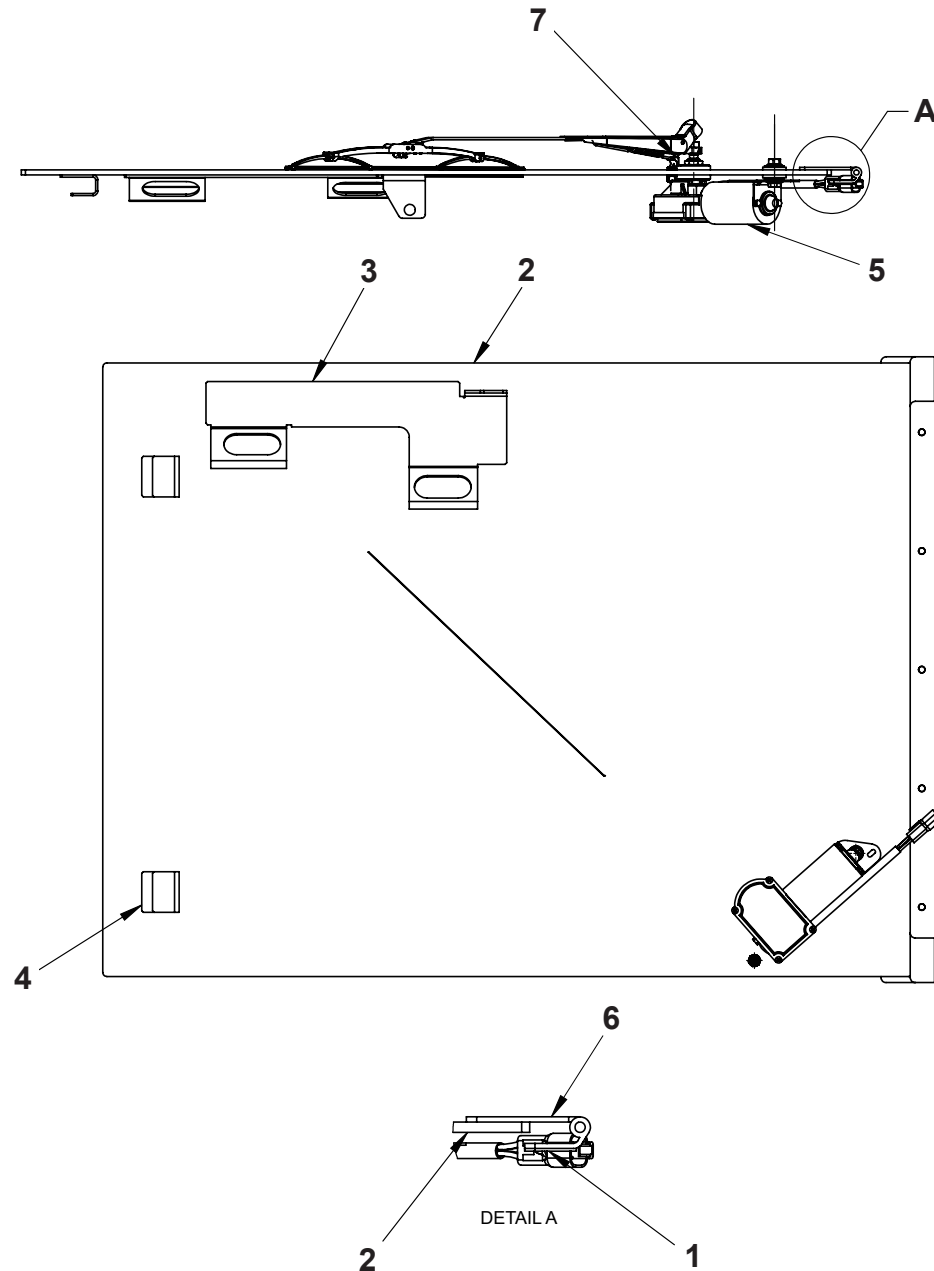
---

ITEM	PART NUMBER	DESCRIPTION	QUANTITY	NOTES
	<b>T134724</b>	<b>FRONT WIPER ASSEMBLY</b>		
1	T135110	ARM, FRONT WIPER	1	
2	T135109	BLADE, FRONT WIPER	1	
3	T134874	MOTOR, FRONT WIPER	1	
4	T135247	ADAPTER, SLAVE PIVOT	1	

WHEN ORDERING PARTS, SPECIFY MODEL NUMBER, SERIAL NUMBER AND DESCRIPTION OF PARTS REQUIRED

---

# ROOF HATCH ASSEMBLY



WHEN ORDERING PARTS, SPECIFY MODEL NUMBER, SERIAL NUMBER AND DESCRIPTION OF PARTS REQUIRED

## ROOF HATCH ASSEMBLY

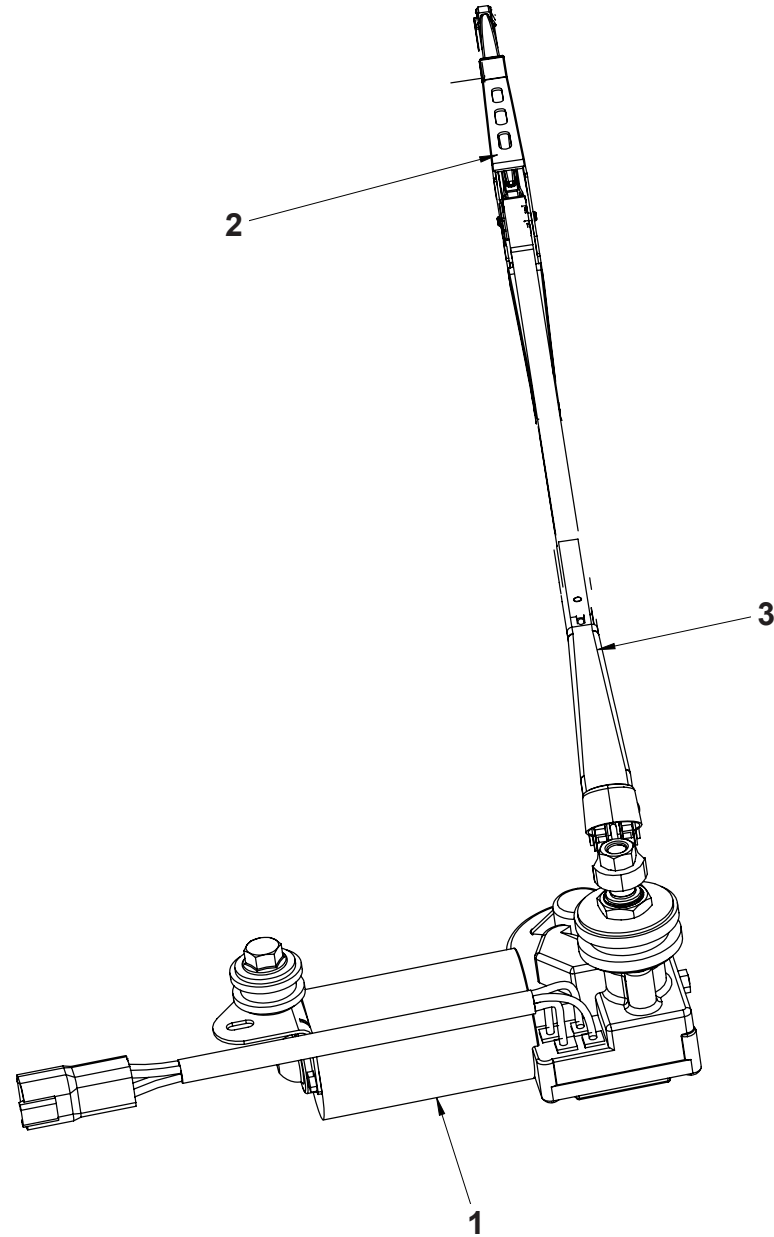
---

ITEM	PART NUMBER	DESCRIPTION	QUANTITY	NOTES
	<b>T135765</b>	<b>ROOF HATCH ASSEMBLY</b>		
1	T111839	GASKET, ROOF HATCH	1	
2	T133365	GLASS, ROOF	1	
3	T134729	PLATE, LEFT HANDLE	1	
4	T134841	BRACKET, WINDSHIELD LATCH	2	
5	<b>T134844</b>	WIPER, ROOF	1	SEE PAGE 33
6	T135202	HINGE, ROOF	1	
7	T135314	SPRAYER, WIPER MIST	1	

WHEN ORDERING PARTS, SPECIFY MODEL NUMBER, SERIAL NUMBER AND DESCRIPTION OF PARTS REQUIRED

---





WHEN ORDERING PARTS, SPECIFY MODEL NUMBER, SERIAL NUMBER AND DESCRIPTION OF PARTS REQUIRED

## WIPER ROOF

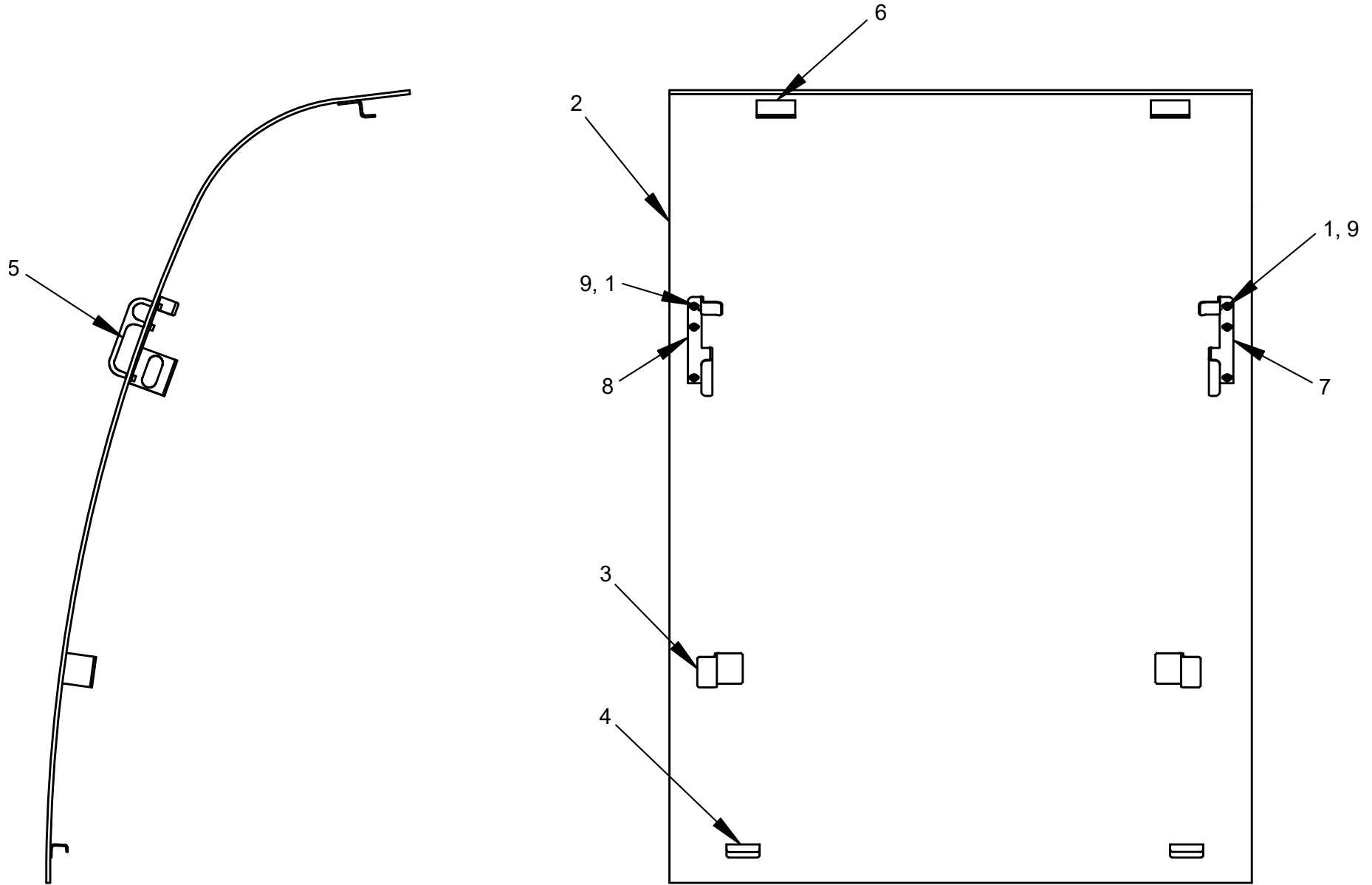
---

ITEM	PART NUMBER	DESCRIPTION	QUANTITY	NOTES
	<b>T134844</b>	<b>WIPER, ROOF</b>		
1	T134843	MOTOR, ROOF WIPER	1	
2	T135200	BLADE, ROOF WIPER	1	
3	T135201	ARM, ROOF WIPER	1	

WHEN ORDERING PARTS, SPECIFY MODEL NUMBER, SERIAL NUMBER AND DESCRIPTION OF PARTS REQUIRED

---

# FRONT WINDSHIELD

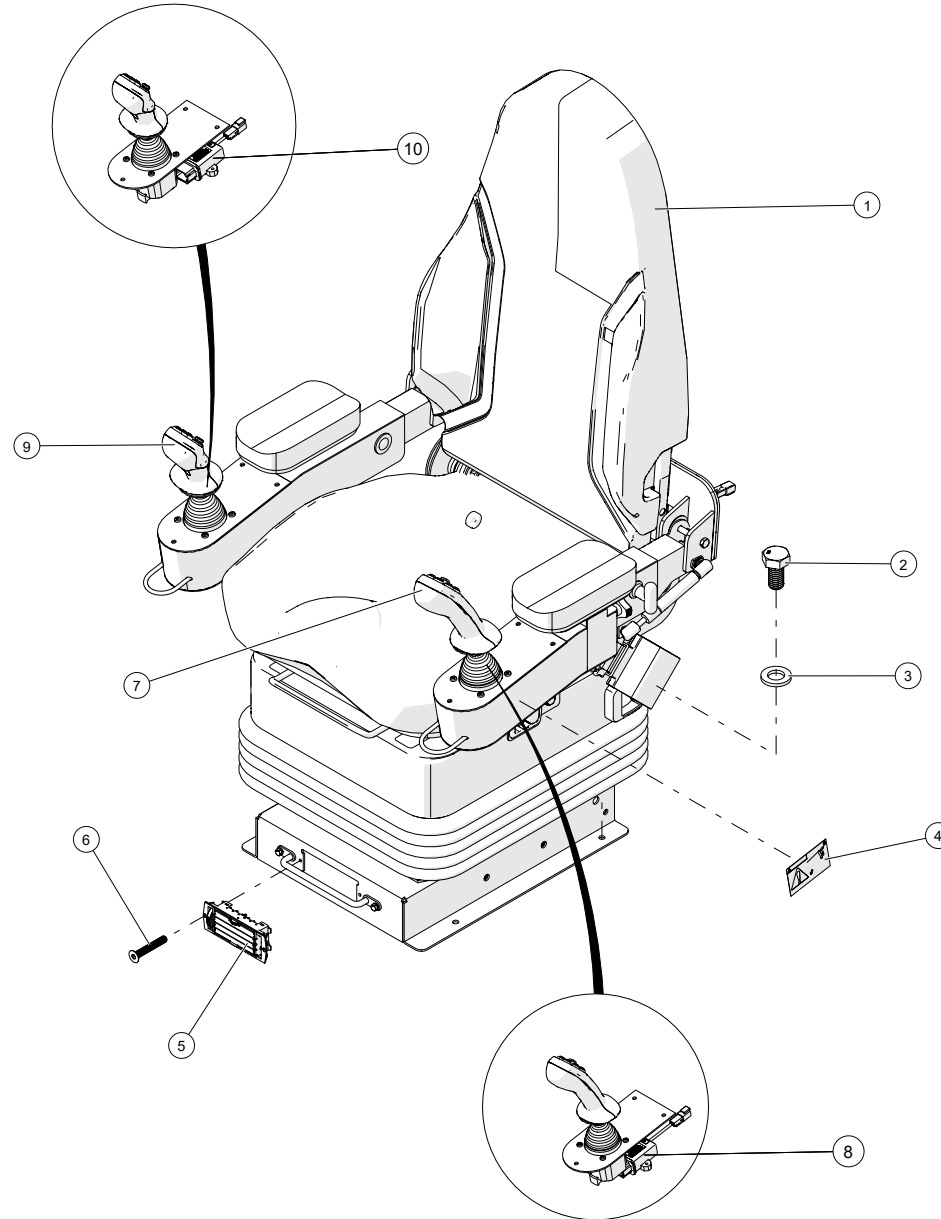


WHEN ORDERING PARTS, SPECIFY MODEL NUMBER, SERIAL NUMBER AND DESCRIPTION OF PARTS REQUIRED

## FRONT WINDSHIELD

ITEM	PART NUMBER	DESCRIPTION	QUANTITY	NOTES
	<b>T138734</b>	<b>WINDSHIELD, FRONT</b>		
1	SHCS-M407012AZ0	SOCKET HEAD CAP SCREW, M4 X0.7 X 12, ZINC	6	
2	T133555	GLASS, FRONT	1	
3	T134730	BRACKET, WINDSHIELD LATCH	2	
4	T134731	BRACKET, GLASS HOLDING	2	
5	T134797	HANDLE	2	
6	T134840	BRACKET, WINDSHIELD LATCH	2	
7	T140289	PLATE, RIGHT WINDSHIELD LATCH	1	
8	T140290	PLATE, LEFT WINDSHIELD LATCH	1	
9	WSH1-X407000XZ0	WAHSER, M4-0.7, STL	6	

WHEN ORDERING PARTS, SPECIFY MODEL NUMBER, SERIAL NUMBER AND DESCRIPTION OF PARTS REQUIRED



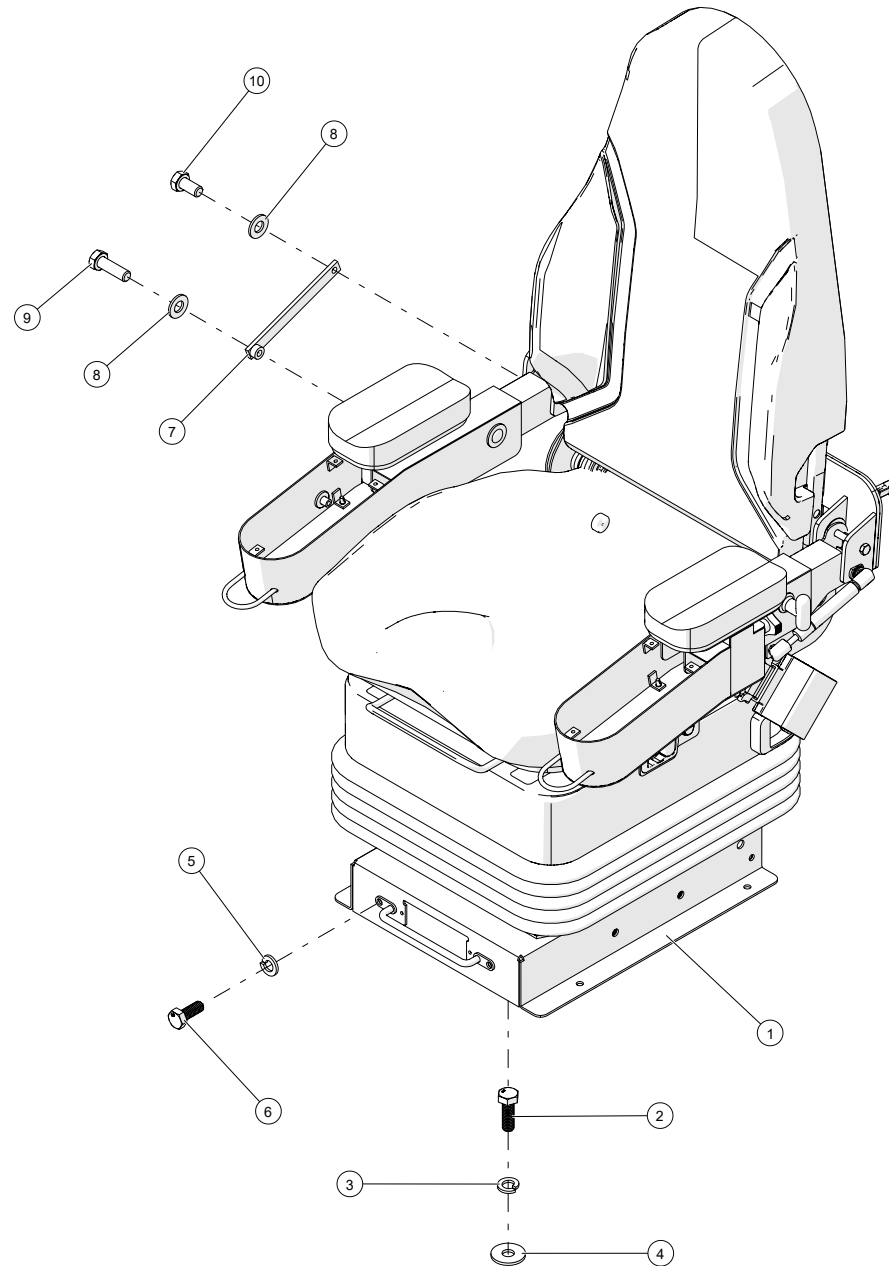
WHEN ORDERING PARTS, SPECIFY MODEL NUMBER, SERIAL NUMBER AND DESCRIPTION OF PARTS REQUIRED

## SEAT ASSEMBLY

ITEM	PART NUMBER	DESCRIPTION	QUANTITY	NOTES
	<b>1025700</b>	<b>SEAT ASSEMBLY</b>		
1	T122274	SEAT, OPERATOR	1	SEE PAGE 39
2	HHCS-M08B016PZ0	SCR, HHCS M8-1.25 X 16	4	
3	WSH1-X08B000XZ0	WASHER, FLAT M8 DIN125	4	
4	T144774	DECAL - SEAT ARM	1	
5	T111909	VENT, LOUVERED RECTANGULAR	1	
6	SH02-M305020QZ0	SCR, SHFHS M3-0.5 X 20	2	
7	1027052	GS LH JOYSTICK	1	
8	1032556	LEFT AXIOMATIC JOYSTICK THUMPER	1	
9	1027053	GS RH JOYSTICK	1	
10	1032776	RIGHT AXIOMATIC JOYSTICK THUMPER	1	

WHEN ORDERING PARTS, SPECIFY MODEL NUMBER, SERIAL NUMBER AND DESCRIPTION OF PARTS REQUIRED

# OPERATOR SEAT



WHEN ORDERING PARTS, SPECIFY MODEL NUMBER, SERIAL NUMBER AND DESCRIPTION OF PARTS REQUIRED

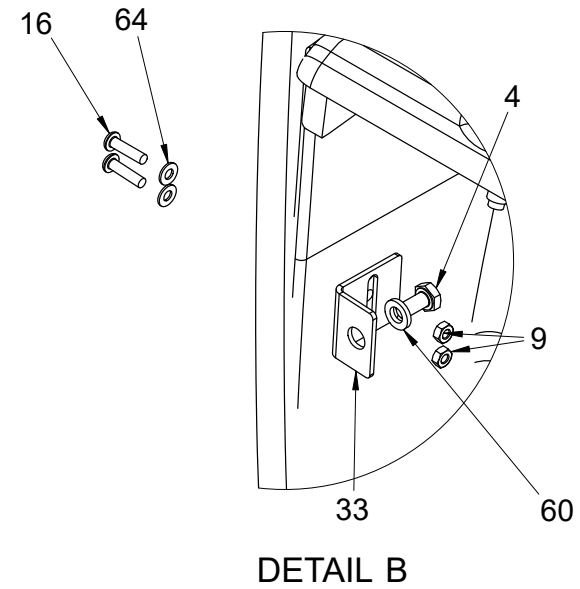
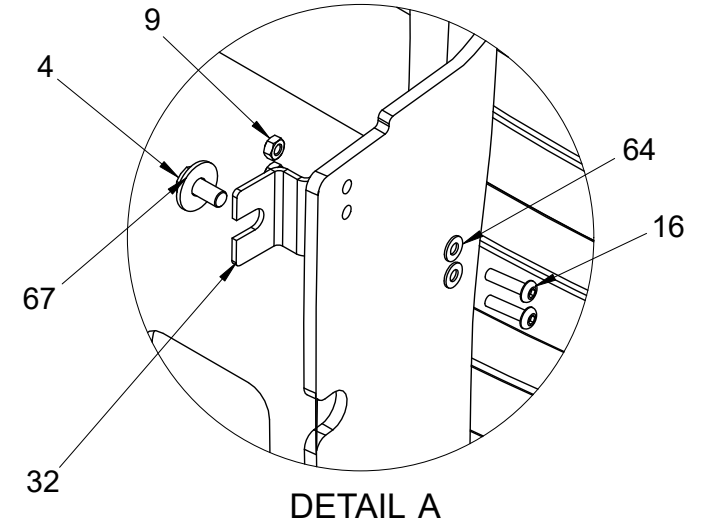
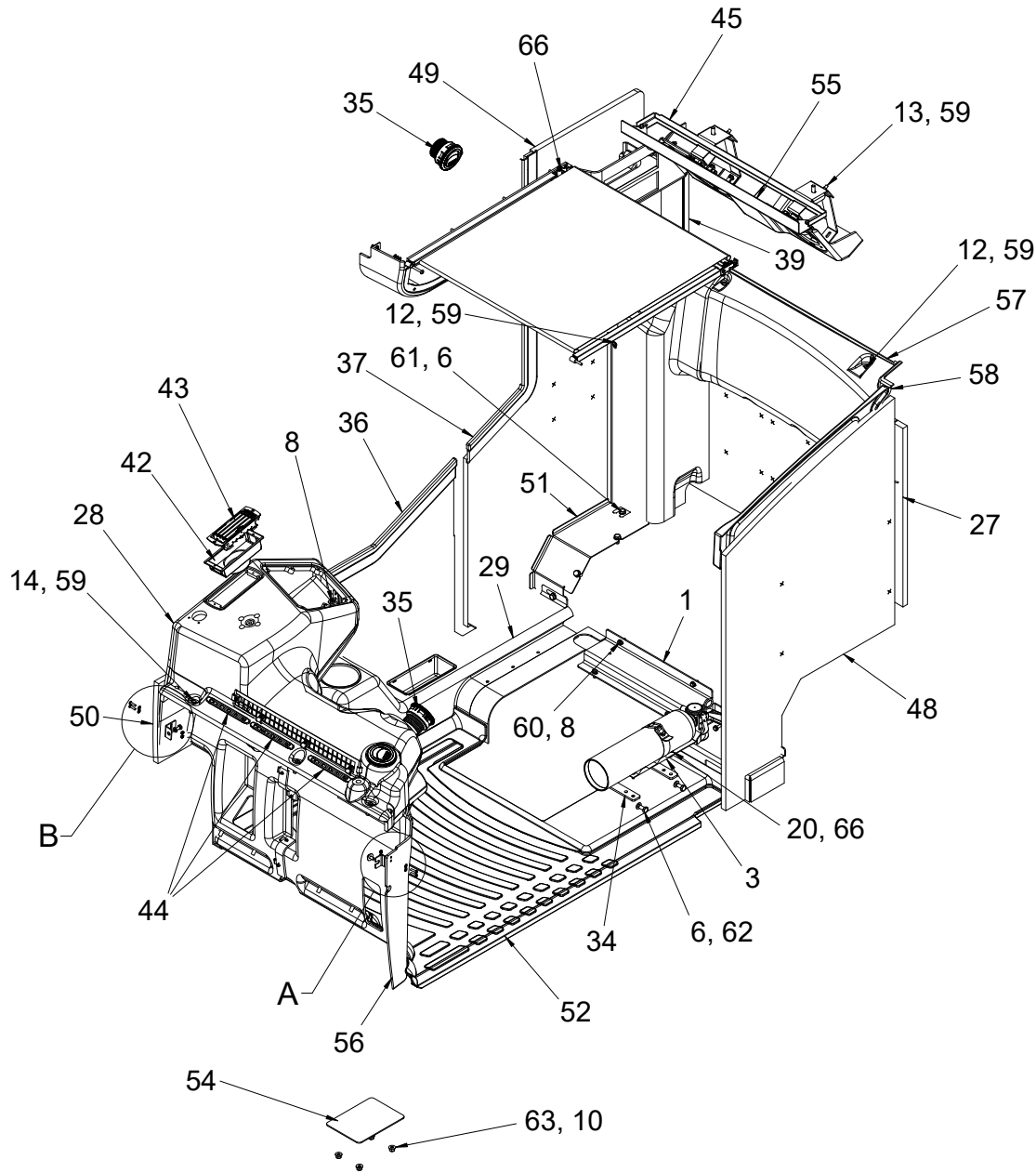
## OPERATOR SEAT

ITEM	PART NUMBER	DESCRIPTION	QUANTITY	NOTES
	<b>T122274</b>	<b>SEAT, OPERATOR</b>		
1	T121531	RISER, SEAT	1	
2	HHCS-M08B025PZ0	SCR, HHCS M8-1.25 X 25 FT, ST Z 8.8	4	
3	WSH4-X08B000XZ0	WSH, LOCK, SPLT M8 D127B, ST Z	4	
4	WSH3-X08B000XZ0	WASHER, FENDER, M8, STEEL, ZINC PLATED	1	
5	WSH4-X06A000XZ0	WSH, LOCK, SPLT M6 D127B, ST Z	1	
6	HHCS-M06A016PZ0	HEX HEAD CAP SCREW, M6-1X16, C8.8	2	
7	T128560	BRACE, ARMREST	1	
8	WSH1-X3130002Z0	WASHER, 5/16, GR2, ZN	1	
9	HHCS-C313A005Z1	HEX HEAD CAP SCREW, 5/16-18 X 1 LEN, GR5, ZN, FULL THREAD	1	
10	HHCS-C3136255Z0	HEX HEAD CAP SCREW, 5/16-18 X 5/8 LEN, GR5, ZN	1	

WHEN ORDERING PARTS, SPECIFY MODEL NUMBER, SERIAL NUMBER AND DESCRIPTION OF PARTS REQUIRED



# CAB INTERIOR INSTALLATION

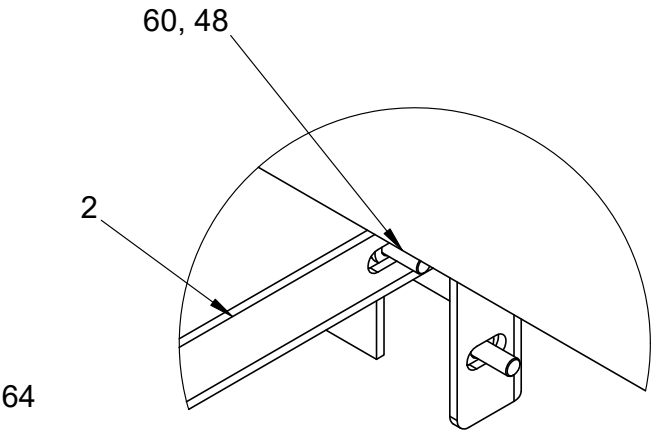
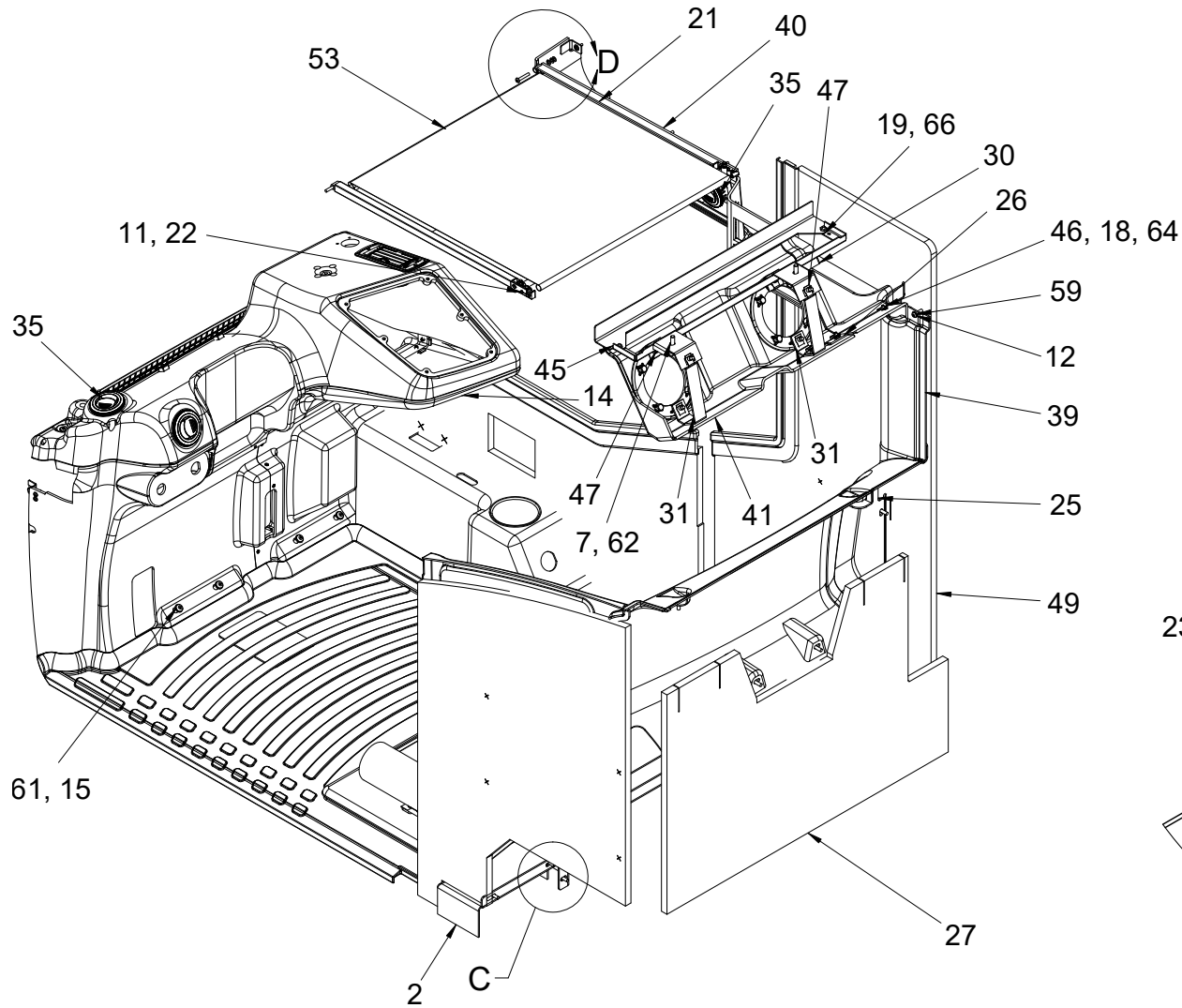


WHEN ORDERING PARTS, SPECIFY MODEL NUMBER, SERIAL NUMBER AND DESCRIPTION OF PARTS REQUIRED

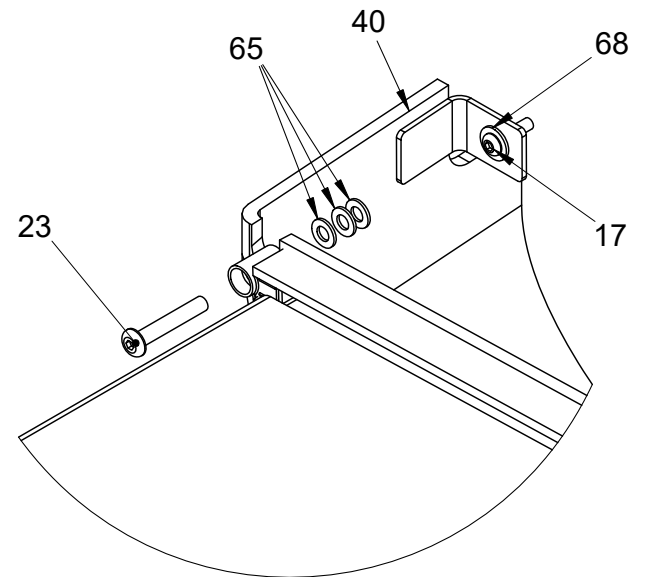
## CAB INTERIOR INSTALLATION

ITEM	PART NUMBER	DESCRIPTION	QUANTITY	NOTES
	<b>1035053</b>	<b>CAB INTERIOR INSTALLATION</b>		
1	1035052	PLATE, COVER	1	
2	1035054	PLATE, SPACER	1	
3	1222-217	FIRE EXSTINGUISHER	1	
4	HHCS-M06A012PZO	HEX HEAD CAP SCREW, M6-1 X 12, C8.8	2	
5	HHCS-M06A016PZO	HEX HEAD CAP SCREW, M6-1 X 16, C8.8	8	
6	HHCS-M08B016PZO	HEX HEAD CAPS SCREW, M8-1.25 X 16, C8.8	10	
7	HHCS-M08B020PZO	HEX HEAD CAP SCREW, M8-1.25 X 20, C8.8	2	
8	NUT1-M06A000PZO	HEX NUT, M6 X 1, STEEL, ZINC PLATED	1	
9	NUT1-M407000PB0	HEX NUT, M4-0.7, STL, BLK OX	4	
10	NUT3-C2500005Z0	NYLON LOCK NUT, 1/4-20, GR5, ZN	4	
11	NUT3-M508000PZO	NYLON INSERT NUT, M5-0.8, C8.8 Z	2	
12	SH03-M06A020PB0	SHCS BUTTON HEAD, M6-1 X 20, C8.8 BLK OX	7	
13	SH03-M06A020QB0	SHCS BUTTON HEAD, M6-1 X 20, C10.9 BLK OX	6	
14	SH03-M06A030PB0	SHCS BUTTON HEAD, M6-1 X 30, BLK OX, C8.8	4	
15	SH03-M08B020PB0	SHCS BUTTON HEAD, M8-1.25 X 20, BLX OX, C8.8	4	
16	SH03-M407016PB0	SHCS BUTTON HEAD, M4-0.7 X 16, BLK OX C8.8	4	
17	SH03-M407016PZO	SHCS BUTTON HEAD, M4-0.7 X 16, C8.8, ZINC	1	
18	SH03-M407020QB0	SHCS BUTTON HEAD, M4-0.7 X 20, C10.9, BLK OX	3	
19	SH03-M508012PZO	SHCS BUTTON HEAD, M5-0.8 X 12, C8.8	2	
20	SH03-M508016PZO	SHCS BUTTON HEAD, M5-0.8 X 16, C8.8	4	
21	SH03-M508020PZO	SHCS BUTTON HEAD, M5-0.8 X 20, C8.8	3	
22	SH03-M508025PZO	SHCS BUTTON HEAD, M5-0.8 X 25, C8.8 ZINC	2	
23	SH03-M508030PZO	SHCS BUTTON HEAD, M5-0.8 X 30, C8.8	2	
24	T105183	PLUG, RIGID PLASTIC	1	
25	T106053	CORNER, RIGHT REAR	1	
26	T106775	BRACKET, PLASTIC MOUNTING	1	
27	T109364	INSULATION, REAR	1	
28	<b>T109402</b>	FRONT UPPER DASH SUB ASSEMBLY	1	SEE PAGE 45
29	T111775	CONSOLE, LOWER RIGHT	1	
30	T111781	BRACKET, MOUNTING	1	
31	T111782	BRACKET, SPEAKER MOUNTING	2	
32	T111791	BRACKET, DASH	1	
33	T111792	BRACKET, DASH	1	
34	T111864	BRACKET FIRE EXTINGUISHER	2	
35	T111895	VENT, CIRCULAR LOUVERED	3	

WHEN ORDERING PARTS, SPECIFY MODEL NUMBER, SERIAL NUMBER AND DESCRIPTION OF PARTS REQUIRED



DETAIL C



DETAIL D

WHEN ORDERING PARTS, SPECIFY MODEL NUMBER, SERIAL NUMBER AND DESCRIPTION OF PARTS REQUIRED

## CAB INTERIOR INSTALLATION

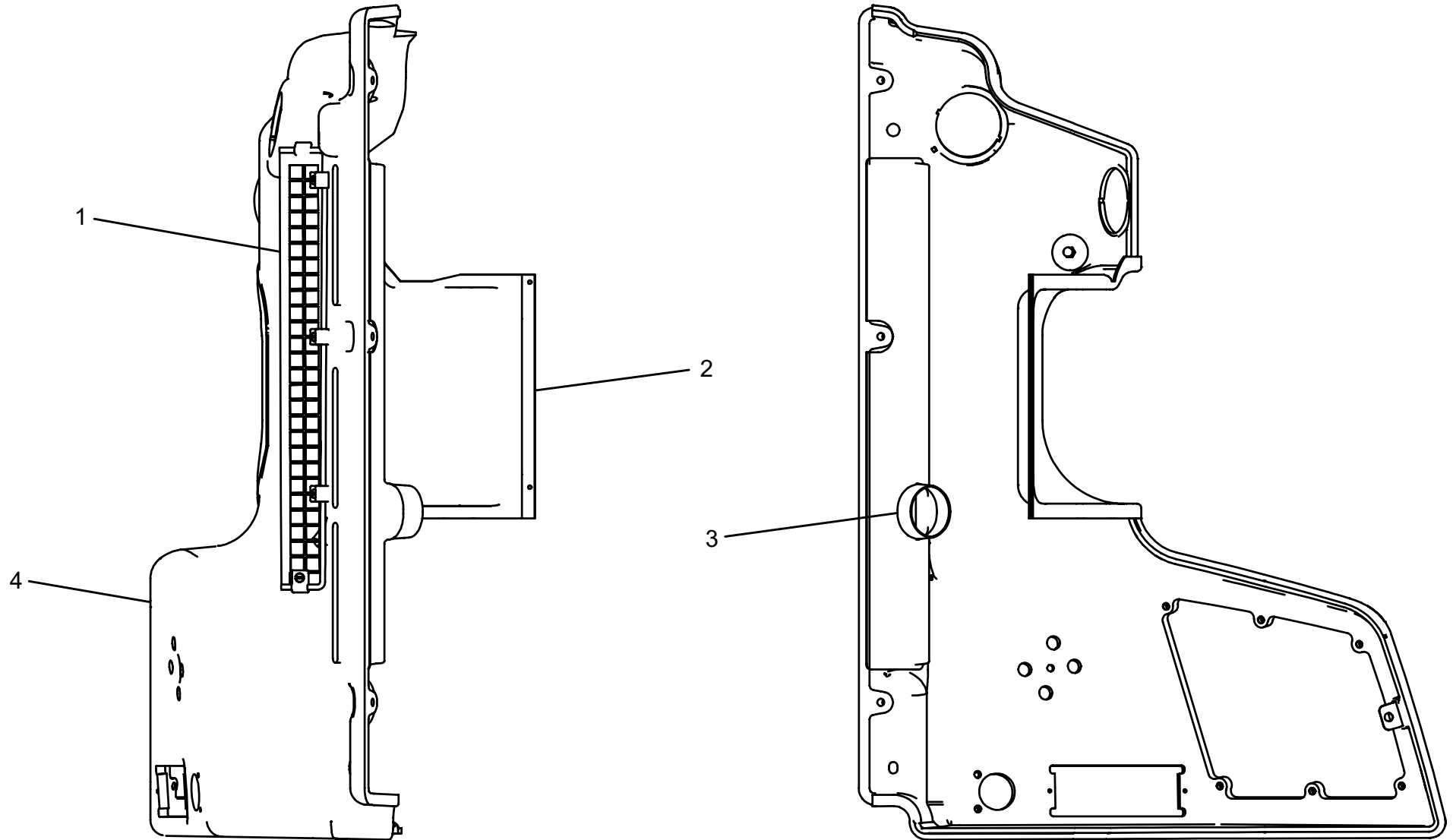
ITEM	PART NUMBER	DESCRIPTION	QUANTITY	NOTES
	<b>1035053</b>	<b>CAB INTERIOR INSTALLATION</b>		
36	T111899	TRIM, RIGHT FRONT WINDOW	1	
37	T111900	TRIM, RIGHT REAR WINDOW	1	
38*	T111902	VELCRO	1	
39	T111904	CORNER, RIGHT REAR	1	
40	T111905	CONSOLE, RIGHT UPPER	1	
41	T111906	COVER, UPPER REAR	1	
42	T111908	ADAPTER, HOSE RECTANGULAR VENT	1	
43	T111909	VENT, LOUVERED RECTANGULAR	1	
44	T111910	VENT, DEFROST	3	
45	T111939	BRACKET, SPEAKER	1	
46	T112316	NUT, CLIP ON M4-0.7	3	
47	T112319	NUT, CLIP ON M6-1	9	
48	T120289	INSULATION, LEFT SIDE	1	
49	T120290	INSULATION, RIGHT REAR	1	
50	T120291	INSULATION, RIGHT FRONT	1	
51	T123712	COVER, HARNESS	1	
52	T130275	FLOOR MAT	1	
53	T135211	SUN SHADE	1	
54	T136887	PLATE WELDMENT	1	
55	T142535	BRACKET, WELDMENT	1	
56	T150362	DASH, LOWER	1	
57	T150363	COVER, LOWER REAR	1	
58	T150364	TRIM, LEFT REAR	1	
59	WSH1-X06A000XB0	WASHER, M6, STL BLK OX	13	
60	WSH1-X06A000XZ0	WASHER, M6, STEEL, ZINC PLATED	9	
61	WSH1-X08B000XB0	WASHER, M8, STL BLK OX	8	
62	WSH1-X08B000XZ0	WASHER, M8, STEEL, ZINC PLATED	8	
63	WSH1-X2500002Z0	WASHER, 1/4, GR2, ZN	4	
64	WSH1-X407000XB0	WASHER, M4, STL BLK OX	7	
65	WSH1-X508000XB0	WASHER, M5, STEEL, BLACK OXIDE	3	
66	WSH1-X508000XZ0	WASHER, M5, STEEL, ZINC PLATED	8	
67	WSH3-X06A000XZ0	WASHER FENDER, M6, STEEL, ZINC PLATED	1	
68	WSH3-X407000XZ0	FENDER WASHER, M4, STEEL, ZINC PLATED	1	

**NOTE:**

\* NOT SHOWN IN THE ILLUSTRATION

WHEN ORDERING PARTS, SPECIFY MODEL NUMBER, SERIAL NUMBER AND DESCRIPTION OF PARTS REQUIRED

# FRONT UPPER DASH ASSEMBLY



WHEN ORDERING PARTS, SPECIFY MODEL NUMBER, SERIAL NUMBER AND DESCRIPTION OF PARTS REQUIRED

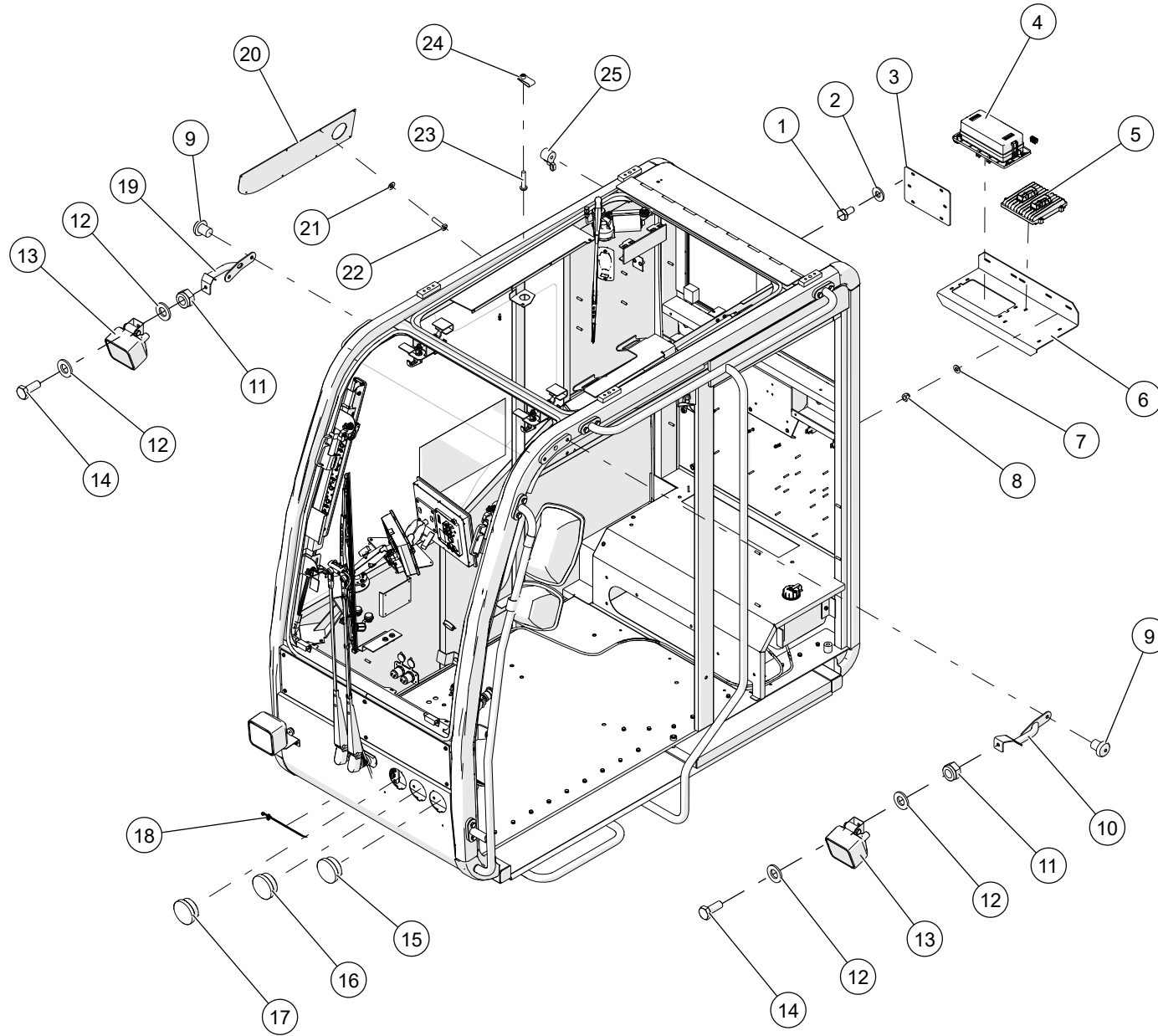
## FRONT UPPER DASH ASSEMBLY

---

ITEM	PART NUMBER	DESCRIPTION	QUANTITY	NOTES
	<b>T109402</b>	<b>FRONT UPPER DASH SUB ASSEMBLY</b>		
1	T111863	NET, DASH	1	
2	T111879	COVER, DASH	1	
3	T126975	ADAPTER, DEFROST	1	
4	T150391	DASH, FRONT UPPER	1	

WHEN ORDERING PARTS, SPECIFY MODEL NUMBER, SERIAL NUMBER AND DESCRIPTION OF PARTS REQUIRED

---



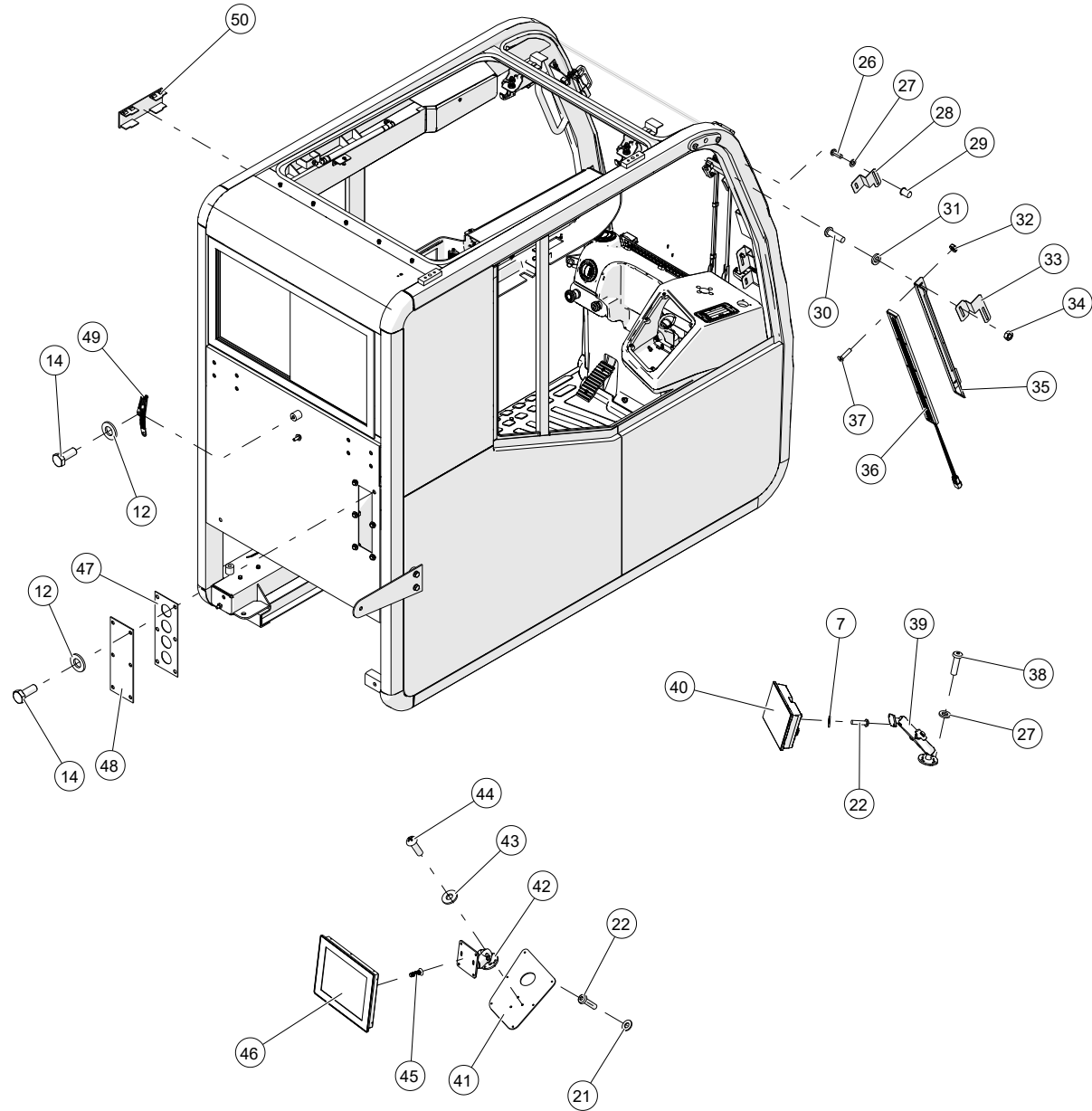
WHEN ORDERING PARTS, SPECIFY MODEL NUMBER, SERIAL NUMBER AND DESCRIPTION OF PARTS REQUIRED

## CAB ELECTRICAL INSTALLATION

ITEM	PART NUMBER	DESCRIPTION	QUANTITY	NOTES
	<b>1027132</b>	<b>CAB ELECTRICAL INSTALLATION</b>		
1	HHCS-C2505005Z0	HEX HEAD CAP SCREW, 1/4-20 X 1/2 LEN, GR5, ZN	4	
2	WSH1-X2500008Z0	WASHER, 1/4, GR8, ZN	4	
3	1034091	PLATE, RECEIVER MOUNT	1	
4	1027055	EATON FUSE RELAY MRFRM	1	
5	1027050	iQAN MC43 I/O	3	
6	1034055	FUSE HOLDER BRACKET	1	
7	WSH1-X407000XZ0	WAHSER, M4-.7, STL	11	
8	NUT3-M407000PZ0	NYLON HEX NUT, M4-.7, STL Z C8.8	9	
9	SH03-M10C012QZ0	SHCS BUTTON HEAD, M10-1.5X12, C10.9 Z	4	
10	T143356	BRACKET,WORK LIGHT,LHS	1	
11	NUT3-M10C000PZ0	NYLYM HEX NUT, M10-1.5, STL	3	
12	WSH1-X10C000XZ0	WASHER, M10, STL	14	
13	T111783	LIGHT, FRONT	3	
14	HHCS-M10C020PZ0	HEX HEAD CAP SCREW, M10-1.5X20, C8.8	22	
15	T120451	LIGHT, RED MODE	1	
16	T120449	LIGHT, AMBER MODE	1	
17	T120450	LIGHT, GREEN MODE	1	
18	T108861	MOUNT,CABLE TIE,0.256-0.276	10	
19	T143357	BRACKET,WORK LIGHT,RHS	1	
20	1027134	PANEL, UPPER SWITCH	1	
21	WSH1-X407000XB0	WASHER, M4, STL BLK OX	14	
22	SH03-M407016PB0	SHCS BUTTON HEAD, M4-.7X16, BLK OX C8.8	16	
23	SH03-M407020PB0	SHCS BUTTON HEAD, M4-.7X20, BLK OX C8.8	5	
24	T112316	NUT, CLIP-ON, M4-0.7	1	
25	T106055	CABLE TIE,STUD MOUNT, 1/4-20	17	

WHEN ORDERING PARTS, SPECIFY MODEL NUMBER, SERIAL NUMBER AND DESCRIPTION OF PARTS REQUIRED



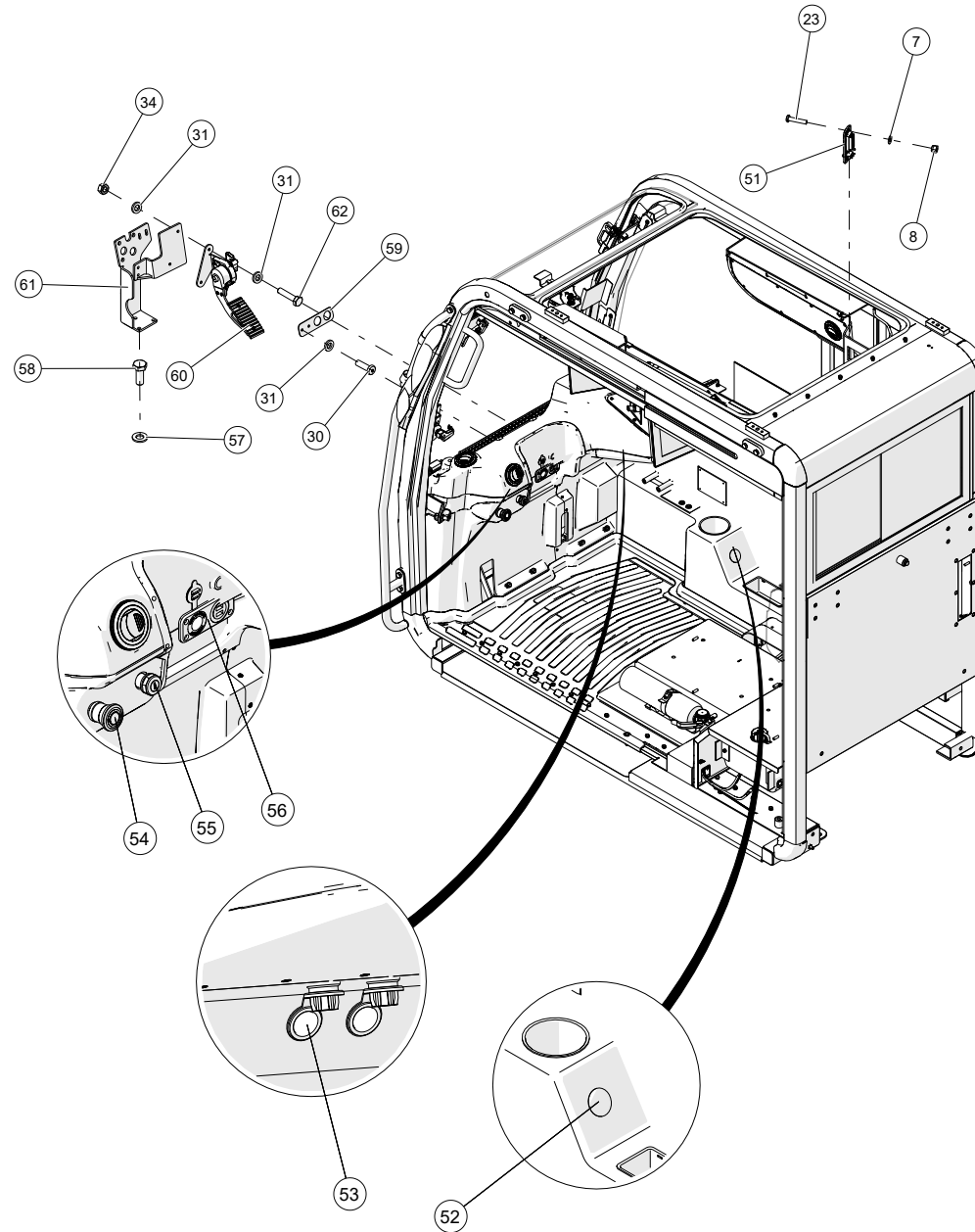


WHEN ORDERING PARTS, SPECIFY MODEL NUMBER, SERIAL NUMBER AND DESCRIPTION OF PARTS REQUIRED

## CAB ELECTRICAL INSTALLATION

ITEM	PART NUMBER	DESCRIPTION	QUANTITY	NOTES
	<b>1027132</b>	<b>CAB ELECTRICAL INSTALLATION</b>		
26	SH03-M06A016PZ0	SHCS BUTTON HEAD, M6-1X16, C8.8	4	
27	WSH1-X06A000XB0	WASHER, M6, STL BLK OX	8	
28	1034092	BRACKET, LIGHT BAR	2	
29	V01-06AM014-20	RVT, FLGHD M6x1.0x14.73, ST SQC	4	
30	SH03-M06A020ZRO	SHCS BUTTON HEAD, M6-1X20, STL	4	
31	WSH1-X06A000XZ0	WASHER, M6, STL	8	
32	NUT1-C1381252Z0	HEX HEAD NUT, #6-32, GR2, ZINC	6	
33	1035189	BRACKET LIGHT BAR	1	
34	NUT1-M06A000PZ0	HEX NUT, M6X1, STL	4	
35	1034090	BRACKET, LIGHT BAR	1	
36	1027054	GS LIGHT BAR	1	
37	SH02-C138625BB0	SHCS C'SUNK HEAD, 6-32 X 5/8 LEN, BO	6	
38	SH03-M06A022PB0	SHCS BUTTON HEAD, M6-1X22, BLK OX C8.8	4	
39	1035124	RAM SCREEN MOUNT	1	
40	1031331	GREER TS7 TOUCHSCREEN	1	
41	1027135	RIGHT CONSOLE PLATE	1	
42	1035138	RAM MOUNT C SIZE 3.5"	1	
43	WSH1-X1900002Z0	WASHER, #10, GR2, ZN	3	
44	MS09-C190625ZR0	MACHINE SCREW, 10-24 X 5/8 LEN, NF	3	
45	MS01-M407014PZ0	MACHINE SCREW, M4-0.7X14, C8.8 Z	4	
46	1027049	MASTER DISPLAY MODULE 10"	1	
47	T139511	GASKET, BULKHEAD PLATE	1	
48	1027133	COVER PLATE	1	
49	T111843	STRAP, GROUND	1	
50	T122107	COVER PLATE, DIN POCKET	1	

WHEN ORDERING PARTS, SPECIFY MODEL NUMBER, SERIAL NUMBER AND DESCRIPTION OF PARTS REQUIRED

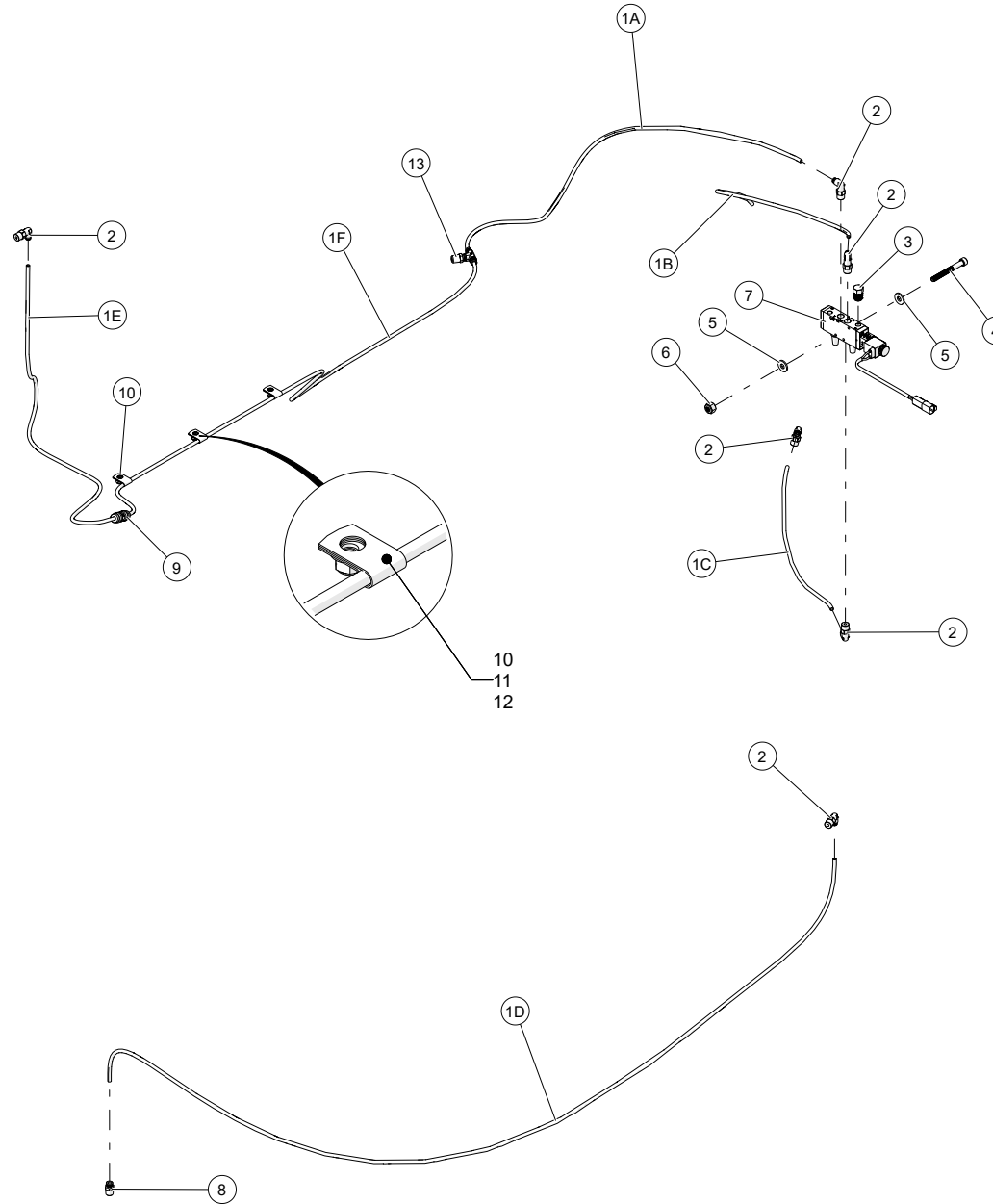


WHEN ORDERING PARTS, SPECIFY MODEL NUMBER, SERIAL NUMBER AND DESCRIPTION OF PARTS REQUIRED

## CAB ELECTRICAL INSTALLATION

ITEM	PART NUMBER	DESCRIPTION	QUANTITY	NOTES
	<b>1027132</b>	<b>CAB ELECTRICAL INSTALLATION</b>		
51	T120436	LIGHT, DOME	2	
52	T137463	PLUG, 1.5 BLACK DOME	1	
53	T111819	PORT, 12V POWER	2	
54	T160366	SWITCH, E-STOP	1	
55	1223-858	SWITCH, IGNITION W/ KEY	1	
56	1031326	DUAL USB CHARGE PORT	1	
57	WSH1-X08B000XZ0	WASHER, M8, STEEL, ZINC PLATED	3	
58	HHCS-M08B020PZ0	HEX HEAD CAP SCREW, M8-1.25X20, C8.8	3	
59	T133333	BRACKET	1	
60	T122874	PEDAL, THROTTLE	2	
61	T122264	BRACKET, BRAKE/THROTTLE PEDAL	1	
62	HHCS-M06A025PZ0	HEX HEAD CAP SCREW, 6-1X25, C8.8	2	

WHEN ORDERING PARTS, SPECIFY MODEL NUMBER, SERIAL NUMBER AND DESCRIPTION OF PARTS REQUIRED

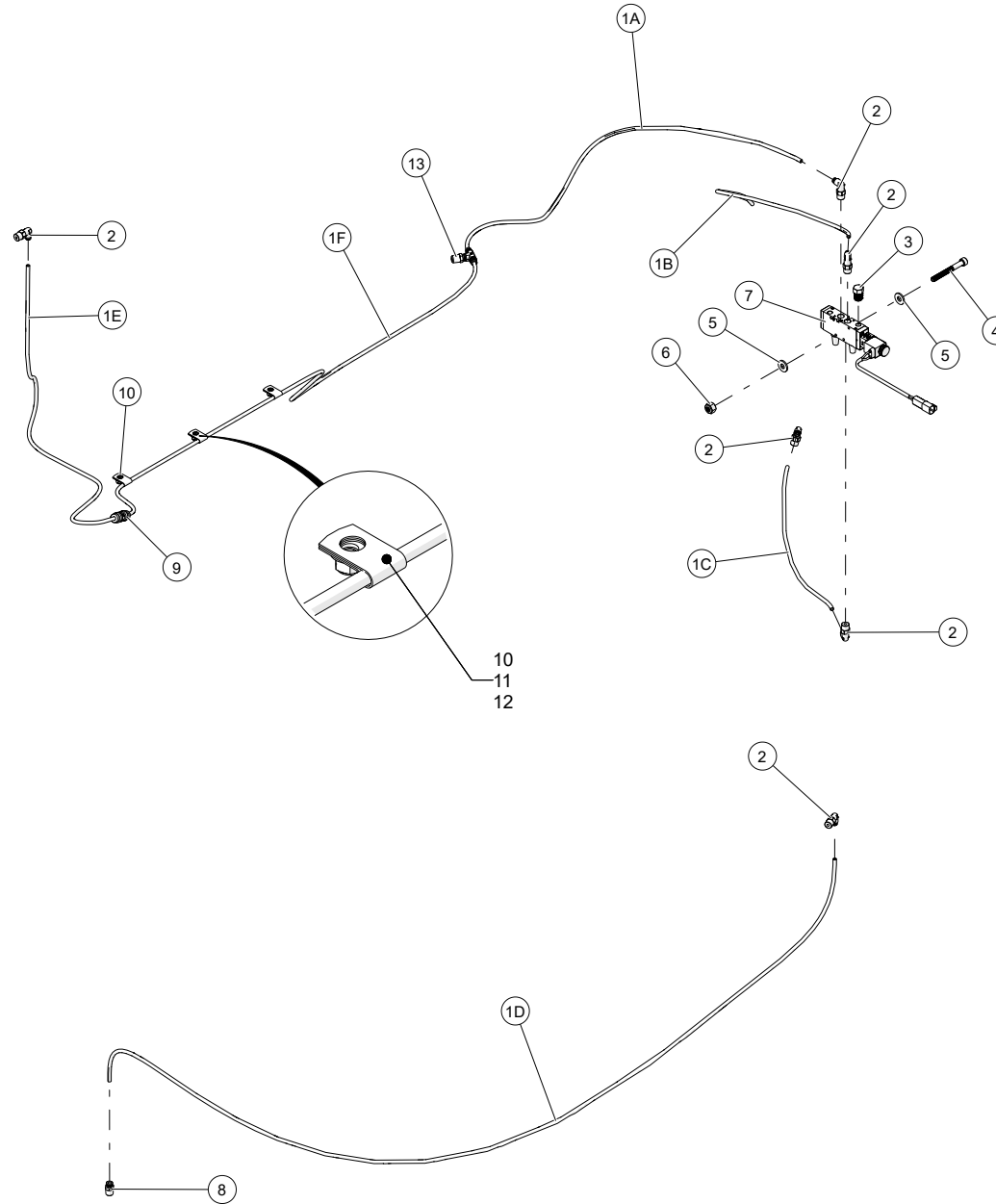


WHEN ORDERING PARTS, SPECIFY MODEL NUMBER, SERIAL NUMBER AND DESCRIPTION OF PARTS REQUIRED

## AIR ASSEMBLY

ITEM	PART NUMBER	DESCRIPTION	QUANTITY	NOTES
	<b>1031118</b>	<b>AIR ASSEMBLY</b>		
1A	12202	TUBE, 1/4 INCH BLACK	36	TO BE ORDERED IN INCHES
1B	12202	TUBE, 1/4 INCH BLACK	19.5	TO BE ORDERED IN INCHES
1C	12202	TUBE, 1/4 INCH BLACK	14.75	TO BE ORDERED IN INCHES
1D	12202	TUBE, 1/4 INCH BLACK	71.75	TO BE ORDERED IN INCHES
1E	12202	TUBE, 1/4 INCH BLACK	33	TO BE ORDERED IN INCHES
1F	12202	TUBE, 1/4 INCH BLACK	59.75	TO BE ORDERED IN INCHES
2	T118090	ELBOW, 90, MNPT-4SW/PTC-4	6	
3	1219-215	PLUG, HEX, 1/8 NPT	2	
4	HSCS-C164A505Z0	SOCKET HEAD CAP SCREW, #8-32,1.5	4	
5	WSH1-X1640002Z0	WASHER, #8, GR2, ZN	8	
6	NUT3-C1640008Z0	NUT, HEX, NYLOCK, 8-32 GR8, ZINC	4	
7	T146142	VALVE, AIR SOLENOID, 4-WAY	1	
8	T116914	ADAPTER, MNPT-4/PTC-4	1	
9	12019-837	ADAPTER, PTC-4	1	
10	200B2007-1	CLAMP 1/4 FASTENAL #10551-03933	3	
11	WSH1-X06A000XZ0	WASHER, M6, STEEL, ZINC PLATED	3	
12	NUT3 -M06A000PZ0	NYLON INSERT NUT, M6-1, STL Z C8	3	
13	T143391	TEE, MNPT 4 PTC 4	1	

WHEN ORDERING PARTS, SPECIFY MODEL NUMBER, SERIAL NUMBER AND DESCRIPTION OF PARTS REQUIRED



WHEN ORDERING PARTS, SPECIFY MODEL NUMBER, SERIAL NUMBER AND DESCRIPTION OF PARTS REQUIRED

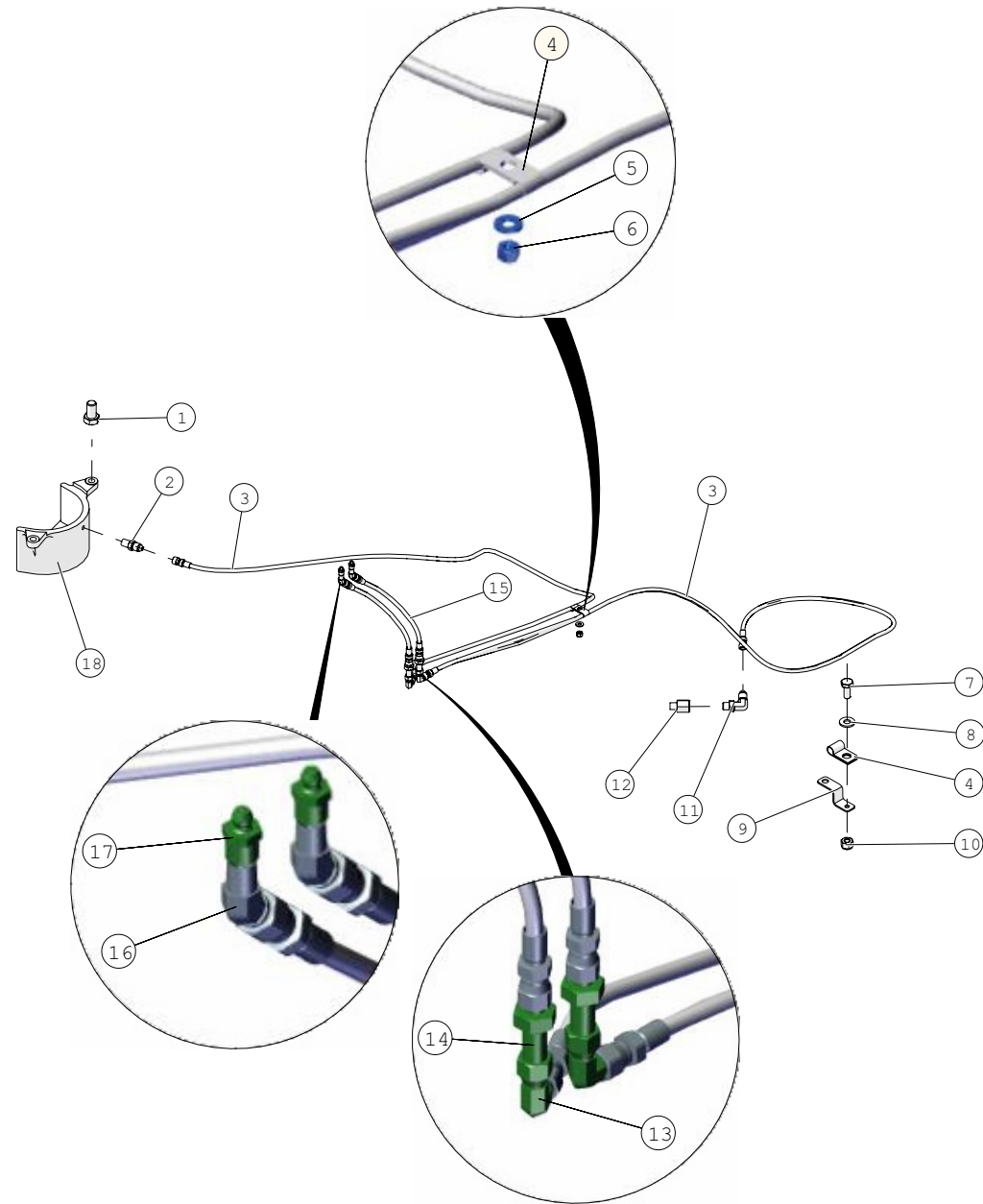
## AIR ASSEMBLY

ITEM	PART NUMBER	DESCRIPTION	QUANTITY	NOTES
	<b>1031118</b>	<b>AIR ASSEMBLY</b>		
1A	12202	TUBE, 1/4 INCH BLACK	36	TO BE ORDERED IN INCHES
1B	12202	TUBE, 1/4 INCH BLACK	19.5	TO BE ORDERED IN INCHES
1C	12202	TUBE, 1/4 INCH BLACK	14.75	TO BE ORDERED IN INCHES
1D	12202	TUBE, 1/4 INCH BLACK	71.75	TO BE ORDERED IN INCHES
1E	12202	TUBE, 1/4 INCH BLACK	33	TO BE ORDERED IN INCHES
1F	12202	TUBE, 1/4 INCH BLACK	59.75	TO BE ORDERED IN INCHES
2	T118090	ELBOW, 90, MNPT-4SW/PTC-4	6	
3	1219-215	PLUG, HEX, 1/8 NPT	2	
4	HSCS-C164A505Z0	SOCKET HEAD CAP SCREW, #8-32,1.5	4	
5	WSH1-X1640002Z0	WASHER, #8, GR2, ZN	8	
6	NUT3-C1640008Z0	NUT, HEX, NYLOCK, 8-32 GR8, ZINC	4	
7	T146142	VALVE, AIR SOLENOID, 4-WAY	1	
8	T116914	ADAPTER, MNPT-4/PTC-4	1	
9	12019-837	ADAPTER, PTC-4	1	
10	200B2007-1	CLAMP 1/4 FASTENAL #10551-03933	3	
11	WSH1-X06A000XZ0	WASHER, M6, STEEL, ZINC PLATED	3	
12	NUT3 -M06A000PZ0	NYLON INSERT NUT, M6-1, STL Z C8	3	
13	T143391	TEE, MNPT 4 PTC 4	1	

WHEN ORDERING PARTS, SPECIFY MODEL NUMBER, SERIAL NUMBER AND DESCRIPTION OF PARTS REQUIRED



# GREASE LINES INSTALLATION



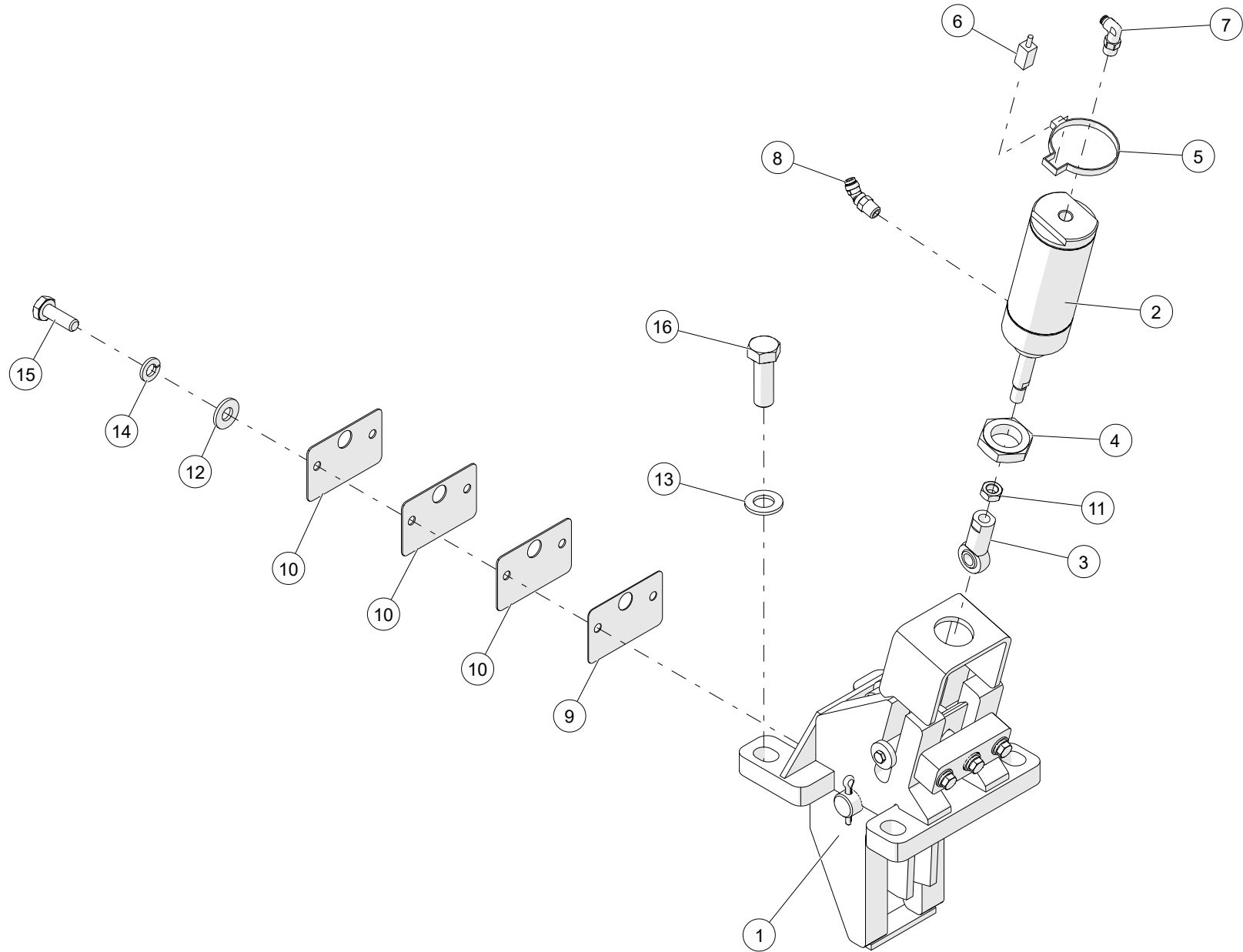
WHEN ORDERING PARTS, SPECIFY MODEL NUMBER, SERIAL NUMBER AND DESCRIPTION OF PARTS REQUIRED

## GREASE LINES INSTALLATION

ITEM	PART NUMBER	DESCRIPTION	QUANTITY	NOTES
	<b>1025685</b>	<b>GREASE LINES INSTALLATION</b>		
1	HHCS-C5008758Z0	HEX HEAD CAP SCREW, 1/2-13 X 7/8 LEN, GR8, ZN	2	
2	1219-685	ADAPTER, MJIC-4 MNPT-2	1	
3	1035042	HOSE, -2, 3000, FJIC-4SW/FJIC-4SW, 68.5	2	
4	1240-49	P-CLAMP	3	
5	WSH1-X06A000XZ0	WASHER, M6, STEEL, ZINC PLATED	1	
6	NUT3-M06A000PZ0	NYLON INSERT NUT, M6-1, STL Z C8	1	
7	HHCS-C2506255Z0	HEX HEAD CAP SCREW, 1/4-20 X 5/8 LEN, GR5, ZN	1	
8	WSH1-X2500002Z0	WASHER, 1/4, GR2, ZN	1	
9	1035061	GREASE LINE BRACKET	1	
10	NUT3-C2500005Z0	NYLON LOCK NUT, 1/4-20, GR5, ZN	1	
11	514-02002	ELBOW 90 DEG M1/4 JICMX1/8	1	
12	T105199	ADAPTER, MNPT-2/FNPT-2	1	
13	1219-887	ELBOW, 90 MJIC-4 FJIC-4SW	2	
14	1219-953	ADAPTER, JIC BULKHEAD STRAIGHT	2	
15	1035069	HOSE, -2, 3000, FJIC-4SW/FJIC-4SW, 11.5	2	
16	T163354	ELBOW 45 MJIC-4 MNPT	2	
17	1213-1	GREASE FTG ZERK	2	
18	42689	CUP, LUBRICATION	1	

WHEN ORDERING PARTS, SPECIFY MODEL NUMBER, SERIAL NUMBER AND DESCRIPTION OF PARTS REQUIRED

# SWING LOCK ASSEMBLY



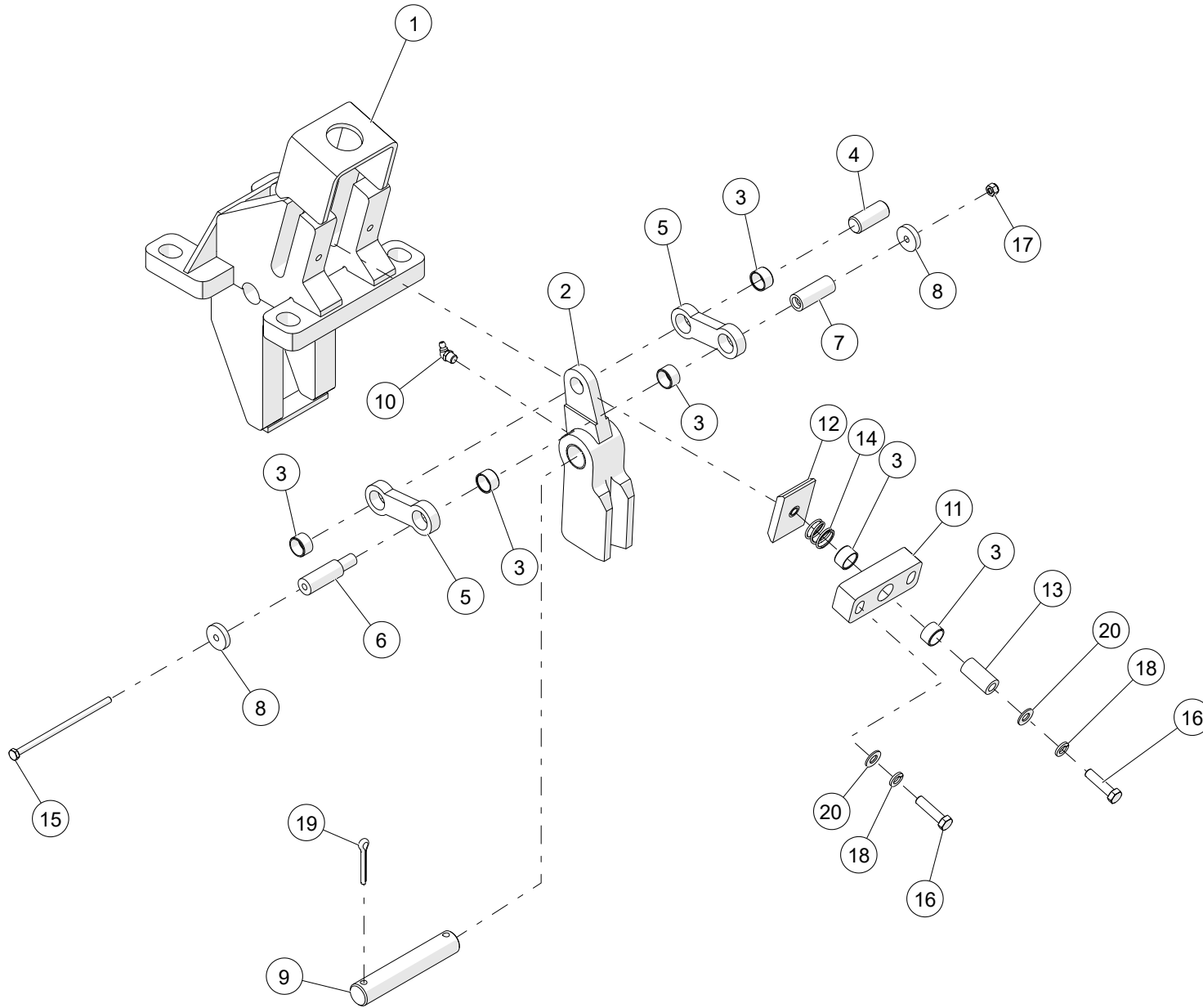
WHEN ORDERING PARTS, SPECIFY MODEL NUMBER, SERIAL NUMBER AND DESCRIPTION OF PARTS REQUIRED

## SWING LOCK ASSEMBLY

ITEM	PART NUMBER	DESCRIPTION	QUANTITY	NOTES
	<b>718A0960</b>	<b>SWING LOCK ASSEMBLY</b>		
1	<b>718A0962</b>	HOUSE LOCK ASSEMBLY	1	SEE PAGE 61
2	718-0819	CYLINDER	1	
3	422-3024	ROD END	1	
4	718-0820	NUT, MOUNTING 13/8-12UNF	1	
5	718-0880	CLAMP 2-1/2 IN BORE	1	
6	714A1471	ASSEMBLY REED SWITCH	1	
7	T118090	ELBOW,90,PTC, -4 TUBE -4 PIPE	1	
8	T145521-A	ELBOW, 45, MNPT-4/PTC-4	1	
9	718-0967	SHIM - 20 GA	1	
10	718-0968	SHIM - 16 GA	3	
11	NUT2-F5000005Z0	HEX JAM NUT, 1/2-20, GR5, ZN	1	
12	WSH1-X2500008Z0	WASHER, 1/4, GR8, ZN	2	
13	WSH1-X7500008Z0	WASHER, 3/4, GR8, ZN	4	
14	WSH4-X2500008Z0	SPIRAL LOCK WASHER, 1/4, GR8, ZN	2	
15	HHCS-C2507505Z0	HEX HEAD CAP SCREW, 1/4-20 X 3/4 LEN, GR5, ZN	2	
16	HHCS-C750B258M0	HEX HEAD CAP SCREW, 3/4-10 X 2 1/4 LEN, GR8, MA	4	
17*	1266-1	LOOM, 9/32 (1/4")	30	
18*	32Z890D102	WIRE TIE TY 1 1.25D X 5.5L X .14	5	
	<b>NOTE:</b>	* NOT SHOWN IN THE ILLUSTRATION		

WHEN ORDERING PARTS, SPECIFY MODEL NUMBER, SERIAL NUMBER AND DESCRIPTION OF PARTS REQUIRED

# HOUSE LOCK ASSEMBLY



WHEN ORDERING PARTS, SPECIFY MODEL NUMBER, SERIAL NUMBER AND DESCRIPTION OF PARTS REQUIRED

## HOUSE LOCK ASSEMBLY

ITEM	PART NUMBER	DESCRIPTION	QUANTITY	NOTES
	<b>718A0962</b>	<b>HOUSE LOCK ASSEMBLY</b>		
1	718F0961	MOUNT - HOUSE LOCK	1	
2	718F0596	LOCK DOG	1	
3	717-0893	BUSHING	6	
4	717-0896	PIN	1	
5	717-0895	LINK	2	
6	718-0825	PIN	1	
7	718-0826	PIN	1	
8	717-0899	SLUG	2	
9	708-0182	PIN	1	
10	1213-4	1/8 NPT ZERK 65DEG	1	
11	717-0900	PLATE - SPRING	1	
12	717-0902	PAD	1	
13	717-0901	STANDOFF	1	
14	717-0894	SPRING	1	
15	HHCS-C250E505Z0	HEX HEAD CAP SCREW, 1/4-20 X 5 1/2 LEN, GR5, ZN	1	
16	HHCS-C375A505Z0	HEX HEAD CAP SCREW, 3/8-16 X 1 1/2 LEN, GR5, ZN	3	
17	NUT3-C2500005Z0	NYLON LOCK NUT, 1/4-20, GR5, ZN	1	
18	WSH4-X3750008Z0	SPIRAL LOCK WASHER, 3/8, GR8, ZN	3	
19	PIN3-X250A50XZ0	COTTER PIN, 1/4 DIA X 1 1/2 LEN, ZINC	2	
20	WSH1-X3750002Z0	WASHER, 3/8, GR2, ZN	3	

WHEN ORDERING PARTS, SPECIFY MODEL NUMBER, SERIAL NUMBER AND DESCRIPTION OF PARTS REQUIRED

**NON - ILLUSTRATED PAGE**

WHEN ORDERING PARTS, SPECIFY MODEL NUMBER, SERIAL NUMBER AND DESCRIPTION OF PARTS REQUIRED

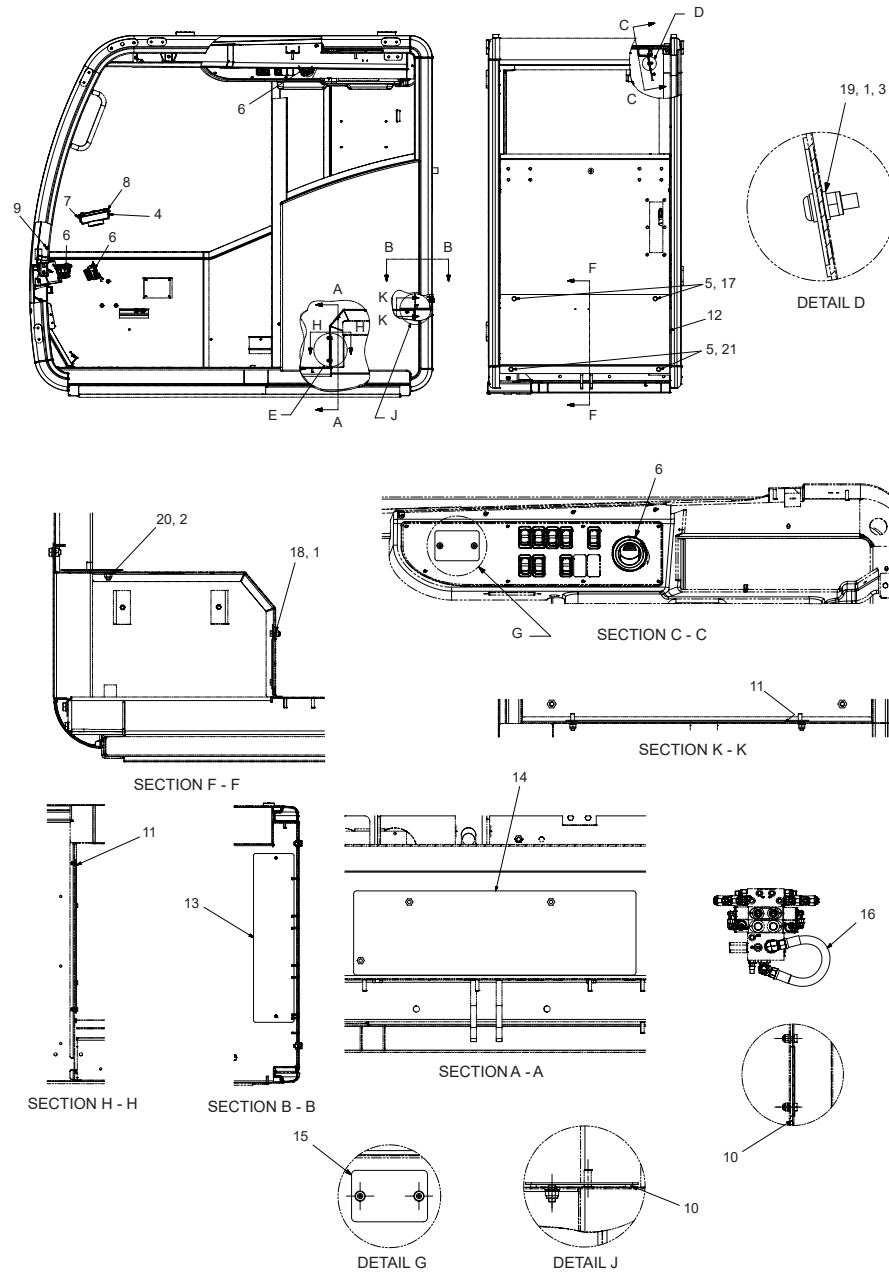
## CROSSOVER CONTROLS

ITEM	PART NUMBER	DESCRIPTION	QUANTITY	NOTES
	<b>1031357</b>	<b>CROSSOVER CONTROLS</b>		
1	1027049	IQAN MD4 10" DISPLAY	1	
2	1027050	IQAN MC43 I/O	3	
3	1027051	HMI 2X4 KEYPAD RIGHT	1	
4	1027052	GS LH JOYSTICK	1	
5	1027053	GS RH JOYSTICK	1	
6	1027054	GS LIGHT BAR	1	
7	1027055	EATON CAN RELAY MRFRM	1	
8	1027056	2X2 FBO KEYPAD	1	
9	1027057	IQAN G11 BLUETOOTH ADAPTER	1	
10	1027058	P&G LEVEL SENSOR	1	
11	1027213	GS BUZZER WITH RESISTOR	1	
12	1031326	DUAL USB CHARGE PORT	1	
13	1031327	BINDING POSTS	1	
14	1031328	IP 120 CAMERA	1	
15	1031329	HMI 2X4 KEYPAD LEFT	1	
16	1032556	LEFT AXIOMATIC JOYSTICK THUMPER	1	
17	1032776	RIGHT AXIOMATIC JOYSTICK THUMPER	1	
18	1034075	M12 CABLE	1	

WHEN ORDERING PARTS, SPECIFY MODEL NUMBER, SERIAL NUMBER AND DESCRIPTION OF PARTS REQUIRED



# CAB COVERS - NO HEATER OPTION

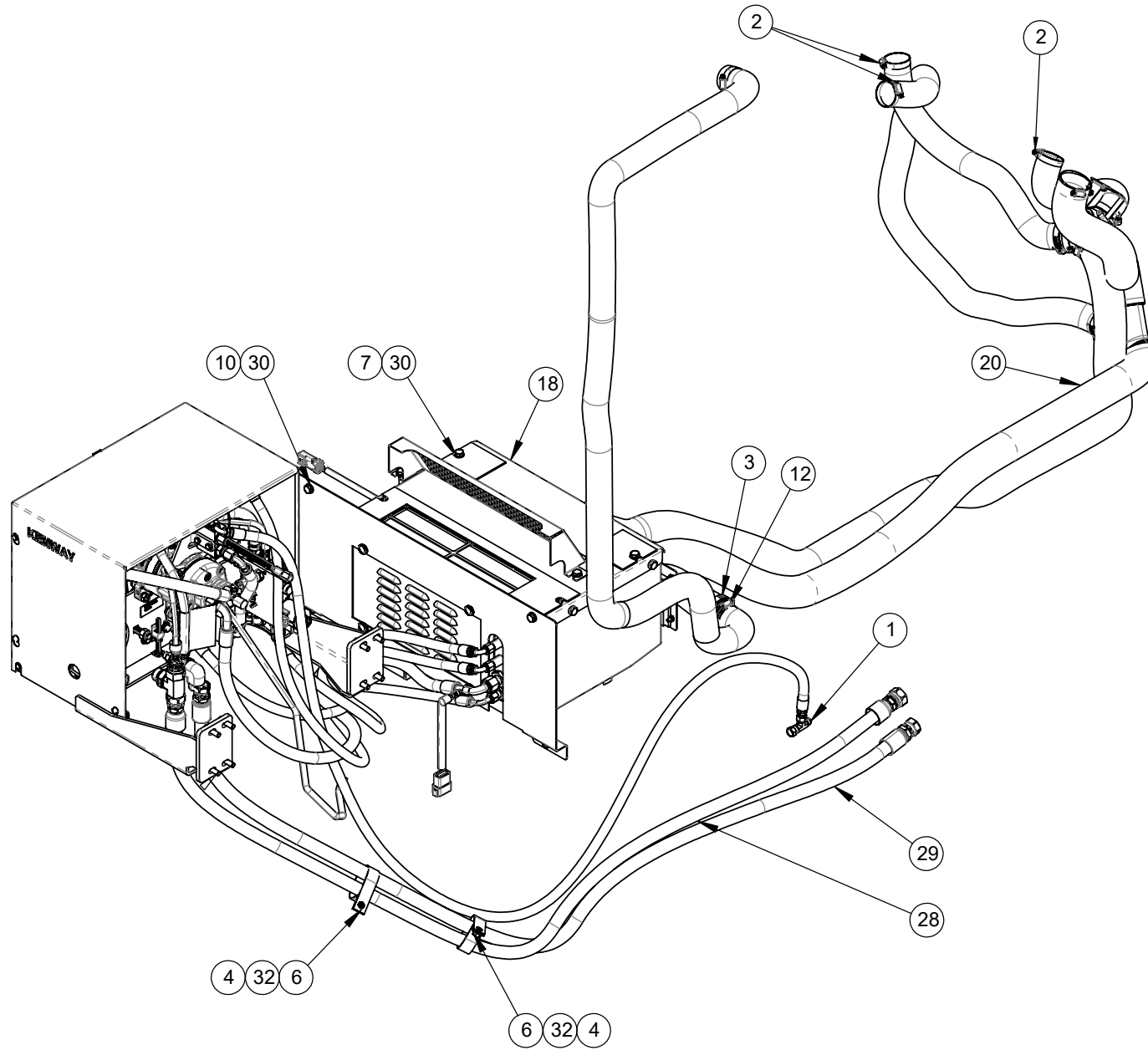


WHEN ORDERING PARTS, SPECIFY MODEL NUMBER, SERIAL NUMBER AND DESCRIPTION OF PARTS REQUIRED

## CAB COVERS - NO HEATER OPTION

ITEM	PART NUMBER	DESCRIPTION	QUANTITY	NOTES
	<b>1027154</b>	<b>CAB COVERS - NO HEATER OPTION</b>		
1	NYM-06AM000-Y8	HEX NUT, NYLON INSERT METRIC	5	
2	NYM-08BM000-Y8	HEX NUT, NYLON INSERT METRIC	2	
3	S46-06AM020-B0	BHSHCS, M6 -1.0 X 20, BLK OX, C8.8	2	
4	SL3-190XA00-20	SCREW, SHEET METAL # 10 - 12, STZ	2	
5	SMF-10CM018-28	SCR, HHCS M10- 1.5 X 18 FT, ST Z 8.8	4	
6	T111895	VENT, CIRCULAR LOUVERED	3	
7	T111908	ADAPTER, HOSE - RECTANGULAR VENT	1	
8	T111909	VENT, LOUVERED RECTANGULAR	1	
9	T111910	VENT, DEFROST	3	
10	T118275-18	FOAM, RUBBER STRIP	4	
11	T118275-4	FOAM, RUBBER STRIP	4	
12	T135300	COVER, CAB REAR	1	
13	T135303	COVER, TOP OPENING	1	
14	T135304	COVER, FRONT OPENING	1	
15	T135305	PLATE, COVER	1	
16	T158623	HOSE, -12, 150, FJIC-12SW/FOFS-12SW, 500	1	
17	WMF-010X000-20	WSH, FLAT M10 DIN125, ST Z	2	
18	WMF-60MX000-20	WSH, FLAT M6 DIN125, ST SQC	3	
19	WMF-60MX000-BX	WSH, FLAT M6 DIN125, STL BLK OX	4	
20	WMF-80MX000-20	WSH, FLAT M8 DIN125, ST Z	2	
21	WMH-010X000-P0	WSH, FLAT, HARD M10 D125, STL	2	

WHEN ORDERING PARTS, SPECIFY MODEL NUMBER, SERIAL NUMBER AND DESCRIPTION OF PARTS REQUIRED

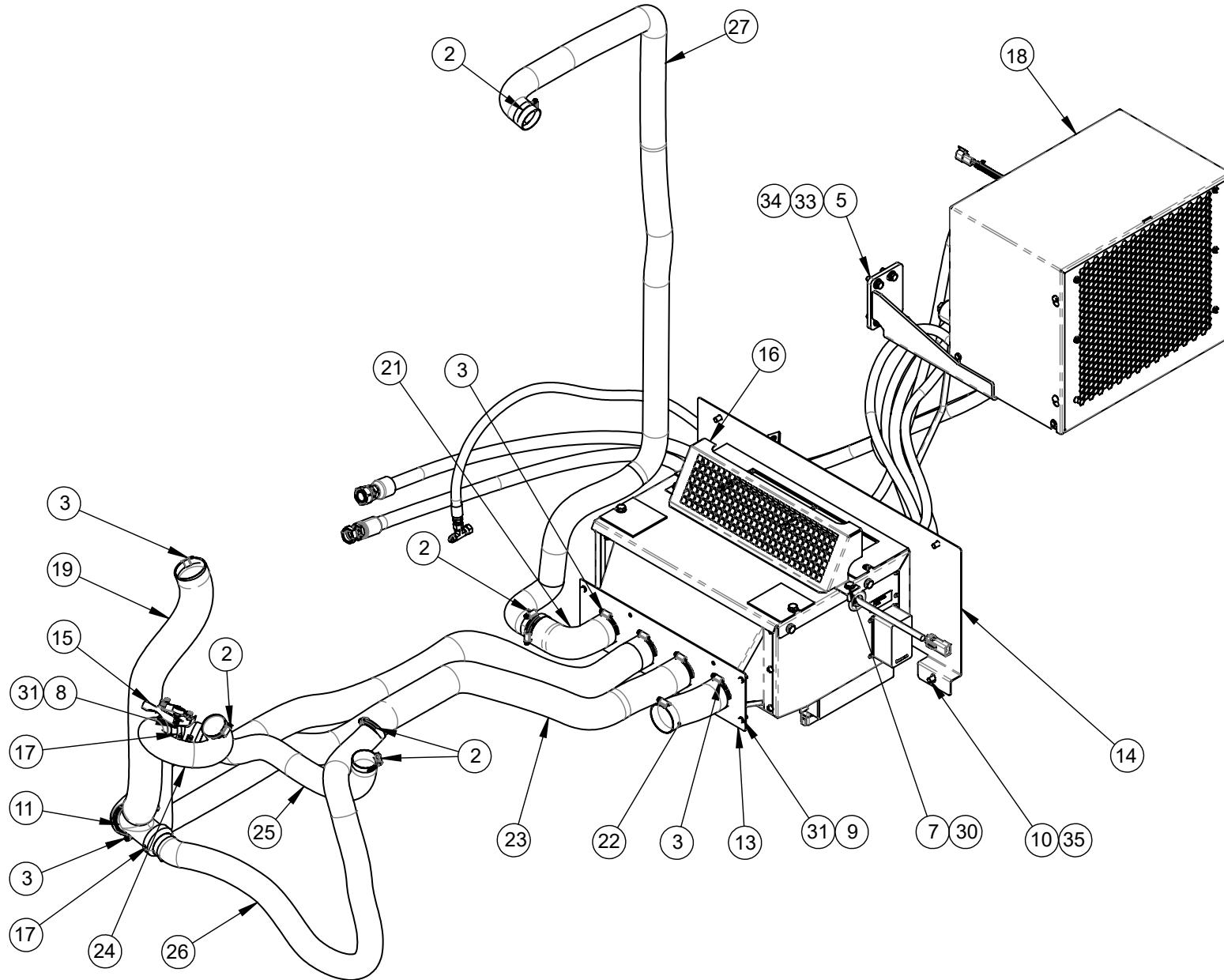


WHEN ORDERING PARTS, SPECIFY MODEL NUMBER, SERIAL NUMBER AND DESCRIPTION OF PARTS REQUIRED

## HVAC KIT INSTALLATION

ITEM	PART NUMBER	DESCRIPTION	QUANTITY	NOTES
	<b>T134201</b>	<b>DELUXE AC AND FLAMELESS HEATER</b>		
1	1017335	TEE,MJIC-6/FJIC-6SW/MJIC-6	1	
2	1240-28	CLAMP, WORM DRIVE, -24	8	
3	1240-97	2.5" ID - CLAMP, WORM DRIVE	10	
4	200B2007-32	CLAMP MEDIUM DUTY	2	
5	HHCS-C375A258Z0	HEX HEAD CAP SCREW, 3/8-16 X 1 1/4 LEN, GR8, ZN	8	
6	NUT1-C3750005Z0	HEX NUT, 3/8-16, GR5, ZN	2	
7	S07-10CM035-28	SCR,HHCS M10-1.5X35 PT,ST SQC C8.8	4	
8	SMF-06AM012-28	SCR, HHCS M6-1X12 FT, ST SQC C8.8	1	
9	SMF-06AM016-28	SCR, HHCS M6-1X16 FT, ST SQC C8.8	4	
10	SMF-10CM018-28	SCR, HHCS M10-1.5X18 FT,ST SQC C8.8	4	
11	T111896	ADAPTER, Y, HVAC	1	
12	T112359	REDUCER, HVAC, 2.5-2	1	
13	T126121	PLATE, HVAC ADAPTER	1	
14	T126251	COVER, CAB REAR	1	
15	T126347	DAMPER, INLINE "Y"	1	
16	T126350	PANEL, RECIRC	1	
17	T126413	REDUCER, HVAC. 2.5-2	3	
18	<b>T133390</b>	HVAC KIT	1	SEE PAGE 71
19	T135435-30	HOSE, HVAC VENT,2.5IN ID	1	
20	T135435-60	HOSE, HVAC VENT,2.5IN ID	1	
21	T135435-7.88-01	HOSE, HVAC VENT,2.5IN ID	1	
22	T135435-7.88-02	HOSE, HVAC VENT,2.5IN ID	1	
23	T135435-70	HOSE, HVAC VENT,2.5IN ID	1	
24	T135436-16.13	HOSE, HVAC VENT,2.0IN ID	1	
25	T135436-33.88	HOSE, HVAC VENT,2.0IN ID	1	
26	T135436-50	HOSE, HVAC VENT,2.0IN ID	1	
27	T135436-89.75-1	HOSE, HVAC VENT,2.0IN ID	1	
28	T137783	HOSE, -12, 4000, FOFS-12SW/FOFS-12SW, 73.82	1	
29	T158612	HOSE, -12, 4000, FOFS-12SW/FOFS-12SW, 73.82	1	
30	WMF-010X000-20	WSH, FLAT, HARD M10 D125, ST Z	6	
31	WMF-60MX000-20	WSH, FLAT M6 DIN125, ST SQC	5	
32	WSH1-X3750002Z0	WASHER, 3/8, GR2, ZN	2	
33	WSH2-X3750008Z0	SAE WASHER, 3/8, GR8, ZN	8	
34	WSH4-X3750008Z0	SPIRAL LOCK WASHER, 3/8, GR8, ZN	8	
35	WMF-010X000-P0	WSH, FLAT M10 DIN125 STL	2	

WHEN ORDERING PARTS, SPECIFY MODEL NUMBER, SERIAL NUMBER AND DESCRIPTION OF PARTS REQUIRED

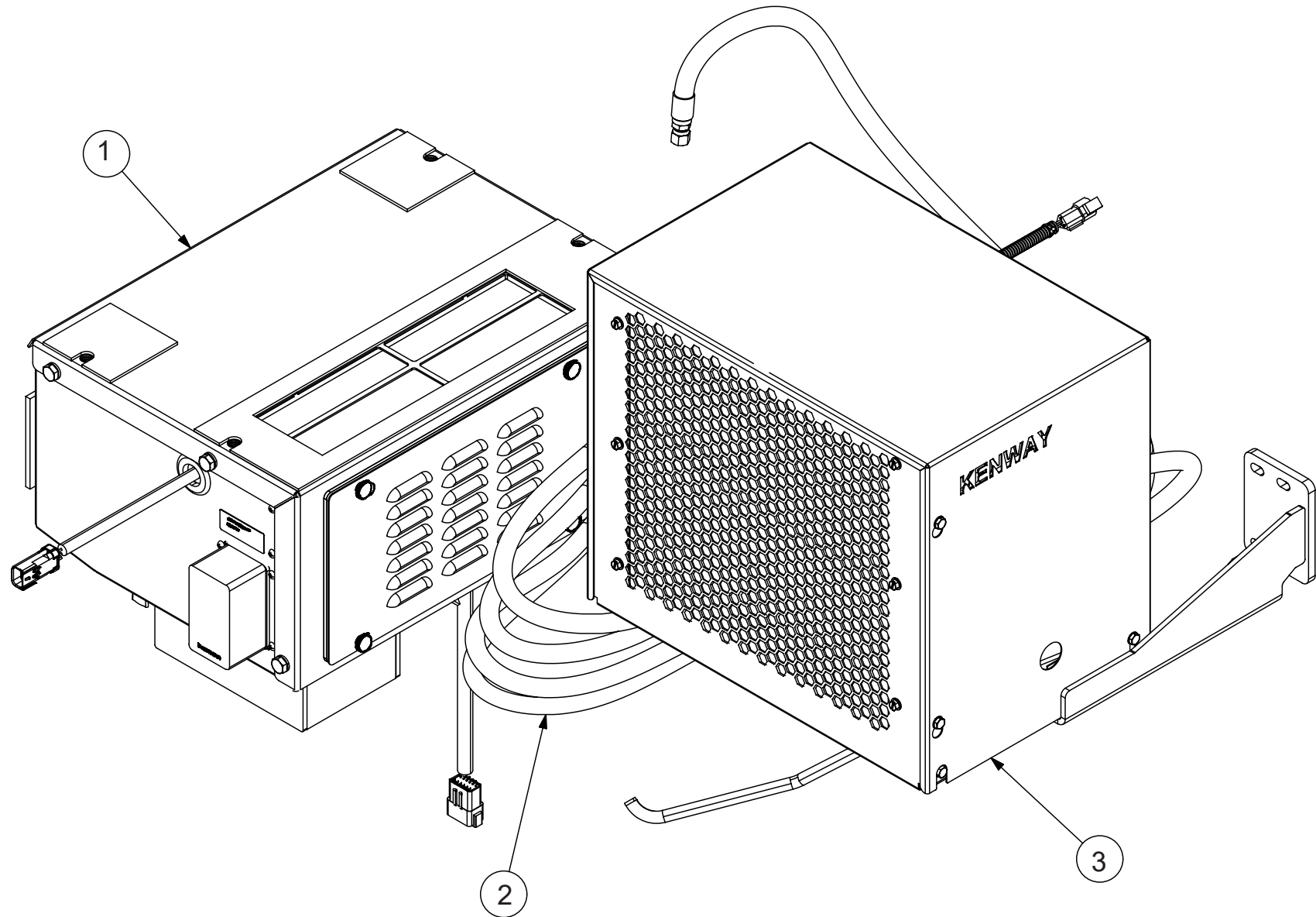


WHEN ORDERING PARTS, SPECIFY MODEL NUMBER, SERIAL NUMBER AND DESCRIPTION OF PARTS REQUIRED

## HVAC KIT

ITEM	PART NUMBER	DESCRIPTION	QUANTITY	NOTES
	<b>T134201</b>	<b>DELUXE AC AND FLAMELESS HEATER</b>		
1	1017335	TEE,MJIC-6/FJIC-6SW/MJIC-6	1	
2	1240-28	CLAMP, WORM DRIVE, -24	8	
3	1240-97	2.5" ID - CLAMP, WORM DRIVE	10	
4	200B2007-32	CLAMP MEDIUM DUTY	2	
5	HHCS-C375A258Z0	HEX HEAD CAP SCREW, 3/8-16 X 1 1/4 LEN, GR8, ZN	8	
6	NUT1-C3750005Z0	HEX NUT, 3/8-16, GR5, ZN	2	
7	S07-10CM035-28	SCR,HHCS M10-1.5X35 PT,ST SQC C8.8	4	
8	SMF-06AM012-28	SCR, HHCS M6-1X12 FT, ST SQC C8.8	1	
9	SMF-06AM016-28	SCR, HHCS M6-1X16 FT, ST SQC C8.8	4	
10	SMF-10CM018-28	SCR, HHCS M10-1.5X18 FT,ST SQC C8.8	4	
11	T111896	ADAPTER, Y, HVAC	1	
12	T112359	REDUCER, HVAC, 2.5-2	1	
13	T126121	PLATE, HVAC ADAPTER	1	
14	T126251	COVER, CAB REAR	1	
15	T126347	DAMPER, INLINE "Y"	1	
16	T126350	PANEL, RECIRC	1	
17	T126413	REDUCER, HVAC. 2.5-2	3	
18	<b>T133390</b>	HVAC KIT	1	SEE PAGE 71
19	T135435-30	HOSE, HVAC VENT,2.5IN ID	1	
20	T135435-60	HOSE, HVAC VENT,2.5IN ID	1	
21	T135435-7.88-01	HOSE, HVAC VENT,2.5IN ID	1	
22	T135435-7.88-02	HOSE, HVAC VENT,2.5IN ID	1	
23	T135435-70	HOSE, HVAC VENT,2.5IN ID	1	
24	T135436-16.13	HOSE, HVAC VENT,2.0IN ID	1	
25	T135436-33.88	HOSE, HVAC VENT,2.0IN ID	1	
26	T135436-50	HOSE, HVAC VENT,2.0IN ID	1	
27	T135436-89.75-1	HOSE, HVAC VENT,2.0IN ID	1	
28	T137783	HOSE, -12, 4000, FOFS-12SW/FOFS-12SW, 73.82	1	
29	T158612	HOSE, -12, 4000, FOFS-12SW/FOFS-12SW, 73.82	1	
30	WMF-010X000-20	WSH, FLAT, HARD M10 D125, ST Z	6	
31	WMF-60MX000-20	WSH, FLAT M6 DIN125, ST SQC	5	
32	WSH1-X3750002Z0	WASHER, 3/8, GR2, ZN	2	
33	WSH2-X3750008Z0	SAE WASHER, 3/8, GR8, ZN	8	
34	WSH4-X3750008Z0	SPIRAL LOCK WASHER, 3/8, GR8, ZN	8	
35	WMF-010X000-P0	WSH, FLAT M10 DIN125 STL	2	

WHEN ORDERING PARTS, SPECIFY MODEL NUMBER, SERIAL NUMBER AND DESCRIPTION OF PARTS REQUIRED



WHEN ORDERING PARTS, SPECIFY MODEL NUMBER, SERIAL NUMBER AND DESCRIPTION OF PARTS REQUIRED

## HVAC KIT, KENWAY

---

ITEM	PART NUMBER	DESCRIPTION	QUANTITY	NOTES
	<b>T133390</b>	<b>HVAC KIT</b>		
1	<b>T133388</b>	BLOWER UNIT	1	SEE PAGE 73
2	<b>T133389</b>	KIT, HOSE & DRIVE MOUNTING	1	SEE PAGE 79
3	<b>T135299</b>	HYDRAULIC DRIVE UNIT	1	SEE PAGE 83

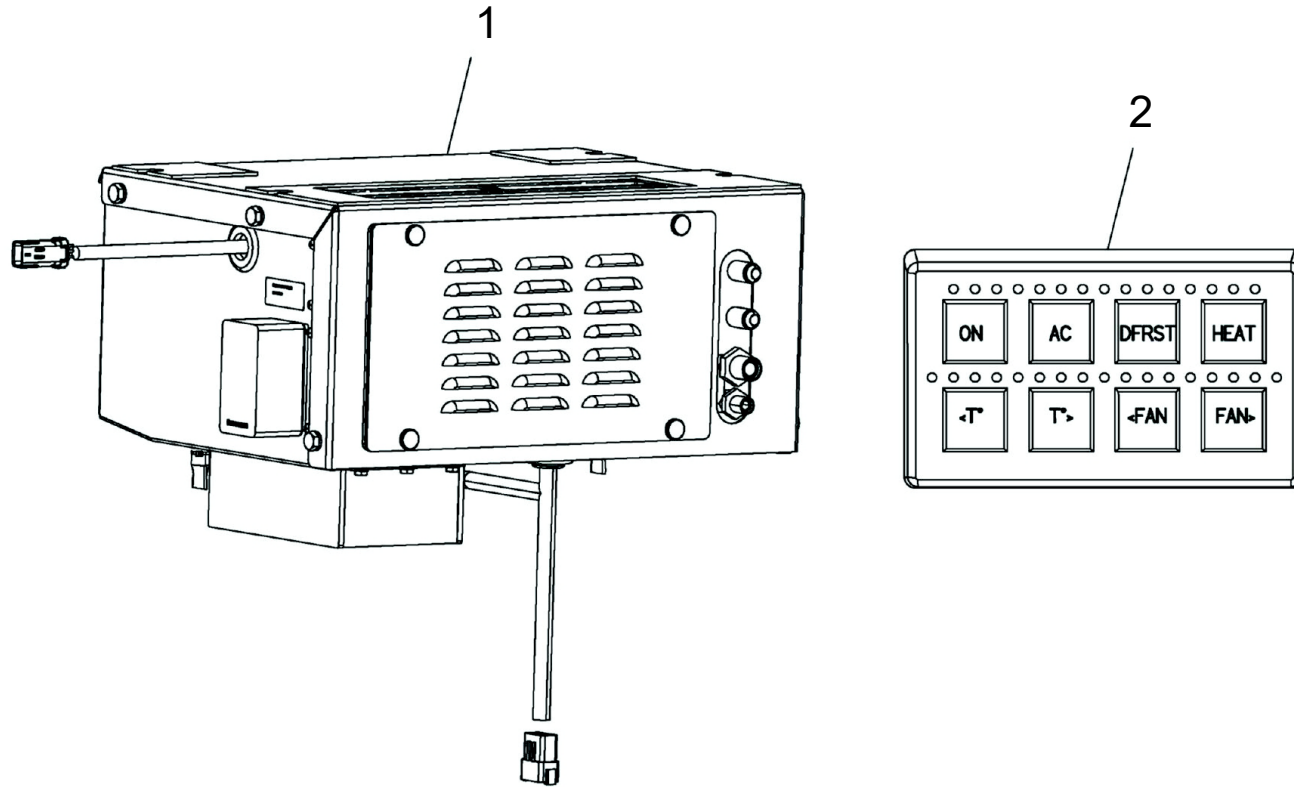
WHEN ORDERING PARTS, SPECIFY MODEL NUMBER, SERIAL NUMBER AND DESCRIPTION OF PARTS REQUIRED

---



# BLOWER UNIT

---



WHEN ORDERING PARTS, SPECIFY MODEL NUMBER, SERIAL NUMBER AND DESCRIPTION OF PARTS REQUIRED

## BLOWER UNIT

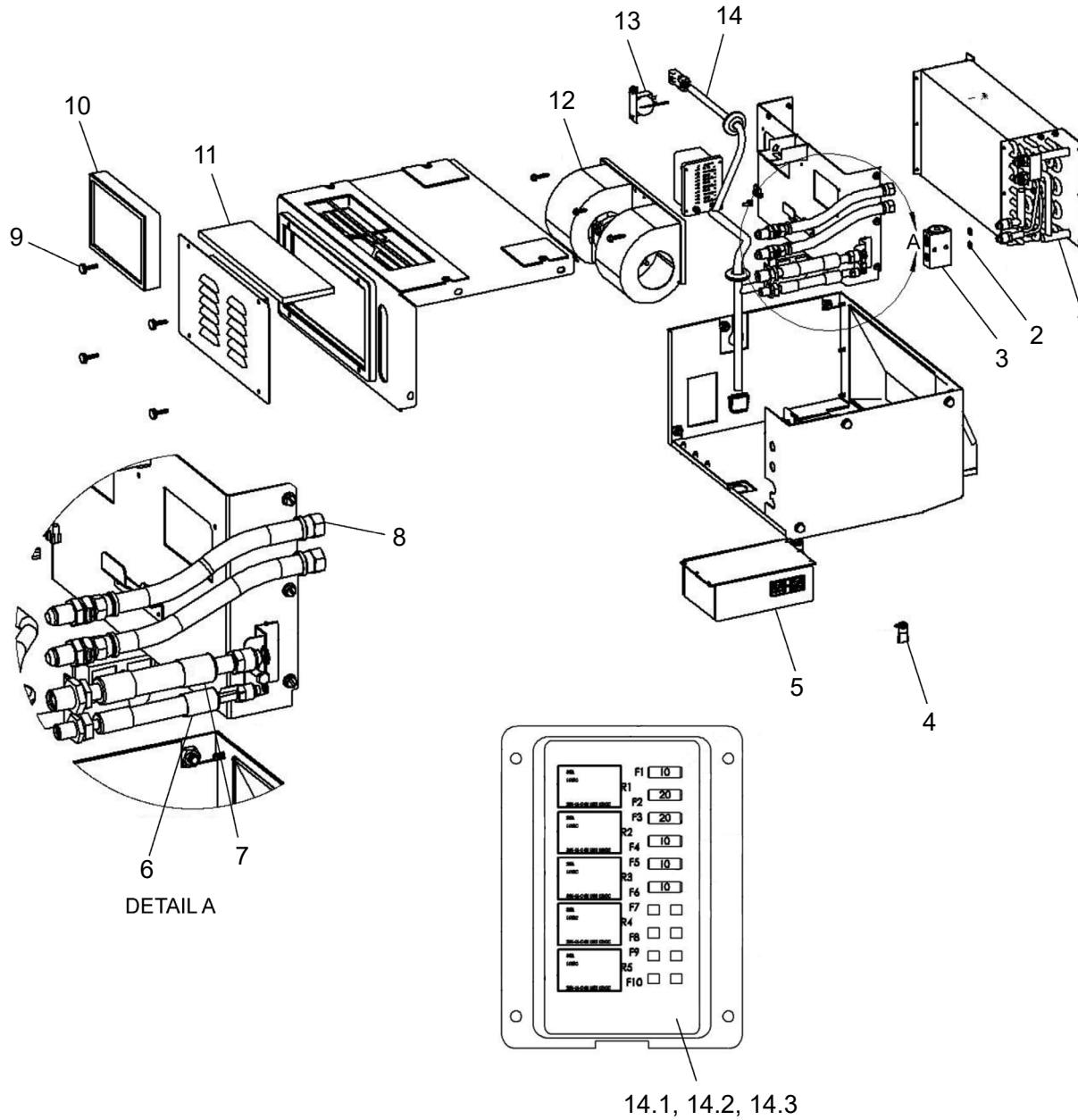
---

ITEM	PART NUMBER	DESCRIPTION	QUANTITY	NOTES
	<b>T133388</b>	<b>BLOWER UNIT</b>		
1	<b>230136</b>	BLOWER ASSEMBLY, AC & OIL HEAT	1	SEE PAGE 75
2	229865	KEYPAD 2 X 4	1	

WHEN ORDERING PARTS, SPECIFY MODEL NUMBER, SERIAL NUMBER AND DESCRIPTION OF PARTS REQUIRED

---

# BLOWER ASSEMBLY, AC & OIL HEAT

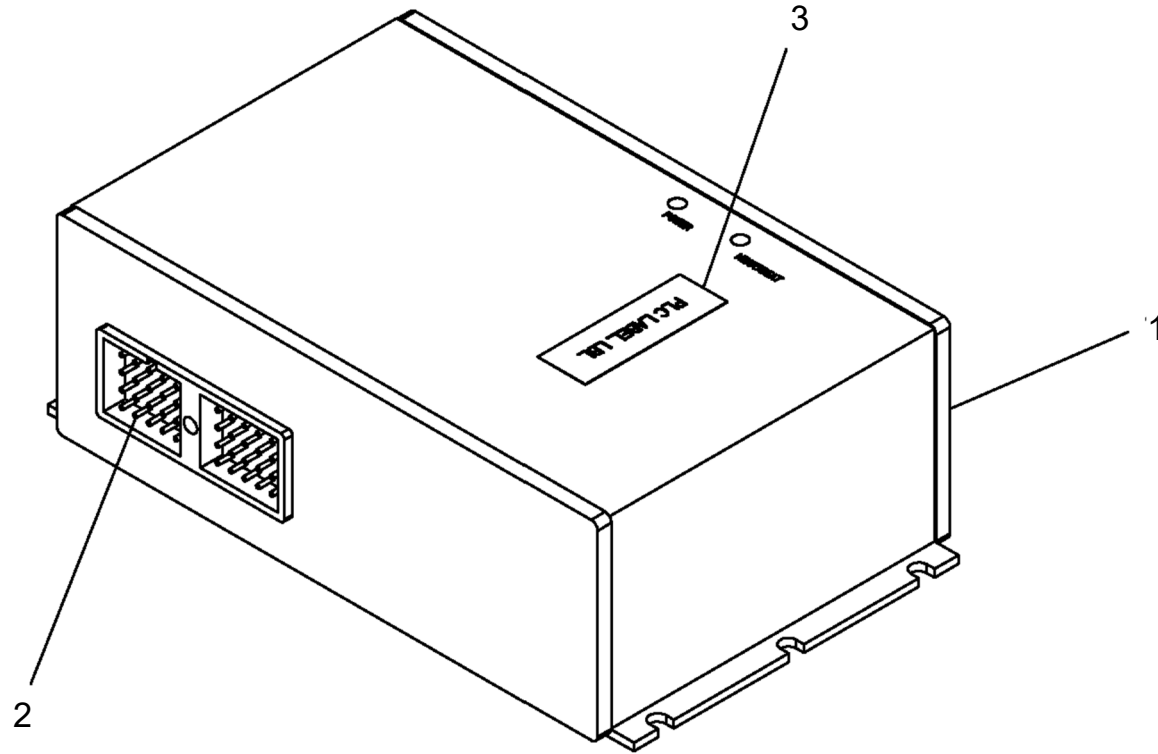


WHEN ORDERING PARTS, SPECIFY MODEL NUMBER, SERIAL NUMBER AND DESCRIPTION OF PARTS REQUIRED

## BLOWER ASSEMBLY, AC & OIL HEAT

ITEM	PART NUMBER	DESCRIPTION	QUANTITY	NOTES
	<b>230136</b>	<b>BLOWER ASSEMBLY, AC &amp; OIL HEAT</b>		
1	228858	COIL, OIL HEAT/COOL 9 X 15	1	
2	215839	O-RING, REFRIG. #8	2	
3	219736	VALVE, EXP. BLOCK	1	
4	219925	TUBE, KAZOO DRAIN VALVE	2	
5	<b>230137</b>	CONTROLLER, PROGRAMMED	1	SEE PAGE 77
6	228852	HOSE ASSEMBLY, #6 TXV -BULKHEAD	1	
6.1	219792	O-RING, REFRIG. #6	1	
7	228849	HOSE, ASSEMBLY, #10 TXV - BULKHEAD	1	
7.1	220107	O-RING, REFRIG. #10	1	
8	228859	HOSE ASSEMBLY, HYD COIL-BLKHD	1	
9	230138	KNOB, 1/4-20 X 1"	4	
10	226966	FILTER, PAPER	1	
11	226965	FILTER, RECIRC FOAM	1	
12	226962	BLOWER ASSEMBLY 12V (HP) W/ 4 SP RES	1	
13	219733	THERMOSTAT, FIXED	1	
14	230139	HARNESS & FUSE PANEL ASSEMBLY	1	
14.1	228277	RELAY, 12V MICRO 280	5	
14.2	228278	FUSE, MINI/ ATM 10 AMP	4	
14.3	228279	FUSE, MINI/ ATM 20 AMP	2	

WHEN ORDERING PARTS, SPECIFY MODEL NUMBER, SERIAL NUMBER AND DESCRIPTION OF PARTS REQUIRED



WHEN ORDERING PARTS, SPECIFY MODEL NUMBER, SERIAL NUMBER AND DESCRIPTION OF PARTS REQUIRED

## CONTROLLER, PROGRAMMED

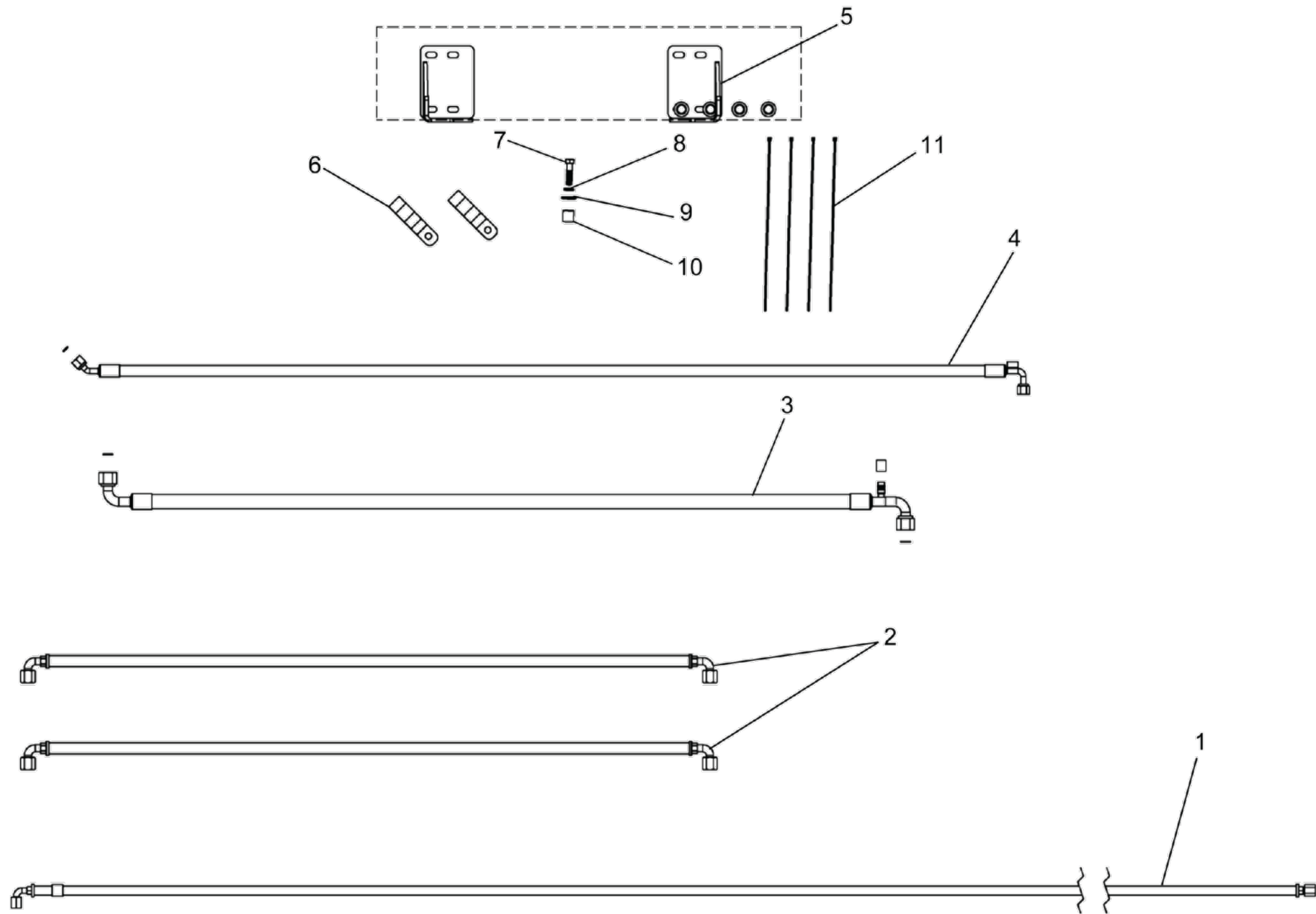
---

ITEM	PART NUMBER	DESCRIPTION	QUANTITY	NOTES
	<b>230137</b>	<b>CONTROLLER, PROGRAMMED</b>		
1	221881	CONTROLLER, PROGRAMMABLE	1	
2	230140	PROGRAM, PLC TXCR508	1	
3	222863	LABEL, PAPER- PLC ID	1	

WHEN ORDERING PARTS, SPECIFY MODEL NUMBER, SERIAL NUMBER AND DESCRIPTION OF PARTS REQUIRED

---

# HOSE & DRIVE MOUNTING KIT



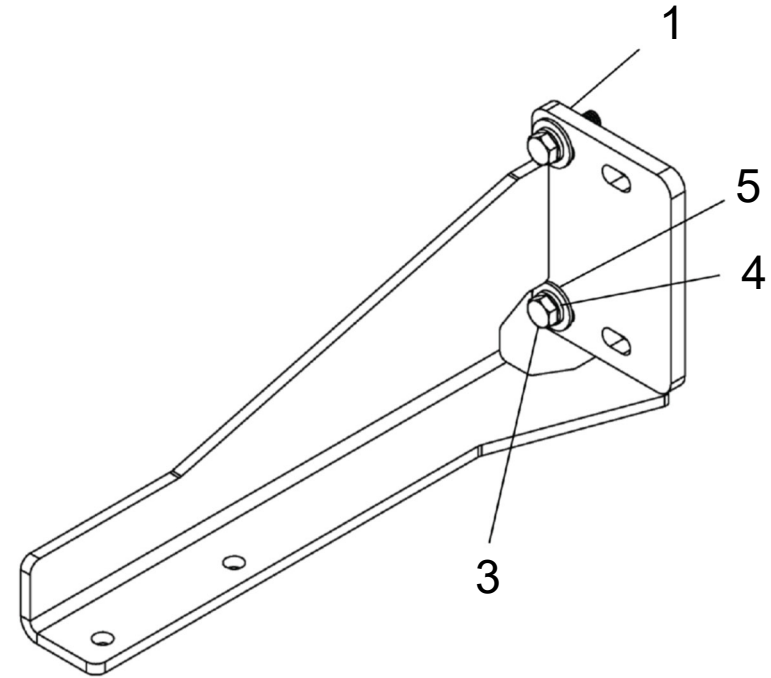
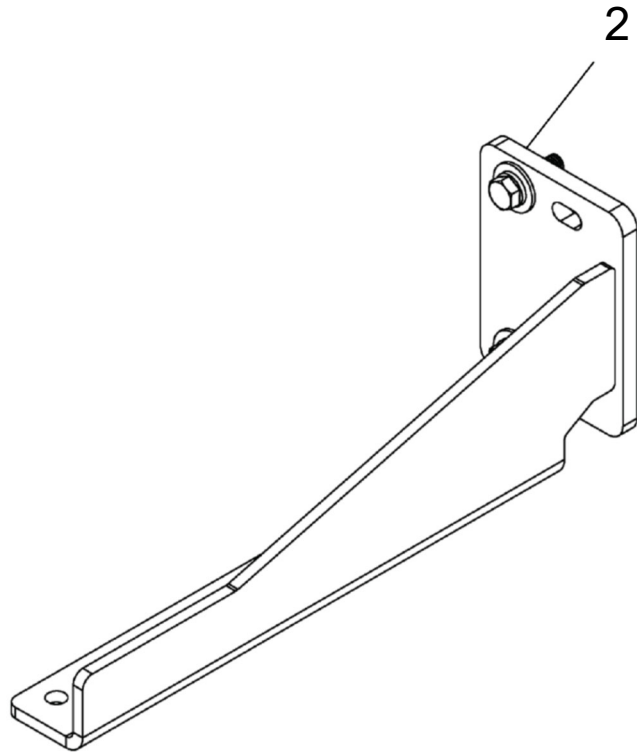
WHEN ORDERING PARTS, SPECIFY MODEL NUMBER, SERIAL NUMBER AND DESCRIPTION OF PARTS REQUIRED

## HOSE & DRIVE MOUNTING KIT

ITEM	PART NUMBER	DESCRIPTION	QUANTITY	NOTES
	<b>T133389</b>	<b>KIT, HOSE &amp; DRIVE MOUNTING</b>		
1	227564	HOSE ASSEMBLY, -6 HYD CASE DRAIN	1	
2	227565	HOSE ASSEMBLY, HYD -8 HEAT	2	
3	227566	HOSE ASSEMBLY, #10 BLKHD-COMP	1	
4	227567	HOSE ASSEMBLY, #6 RD-BLKHD	1	
5	<b>221844</b>	KIT, MD 9037/47/57 MTG	1	SEE PAGE 81
6	221845	CLAMP, DOUBLE HOSE	2	
7	221846	HHCS 3/8 NC X 1 1/2 GR8 ZP	1	
8	223849	WASHER, LOCK 3/8" ID	1	
9	221847	WASHER, FLAT 3/8" / M10 -HARD YZ	1	
10	227568	SPACER, TUBE 3/4" LG BLACK	1	
11	216050	TIE, PLASTIC 15"	4	

WHEN ORDERING PARTS, SPECIFY MODEL NUMBER, SERIAL NUMBER AND DESCRIPTION OF PARTS REQUIRED





---

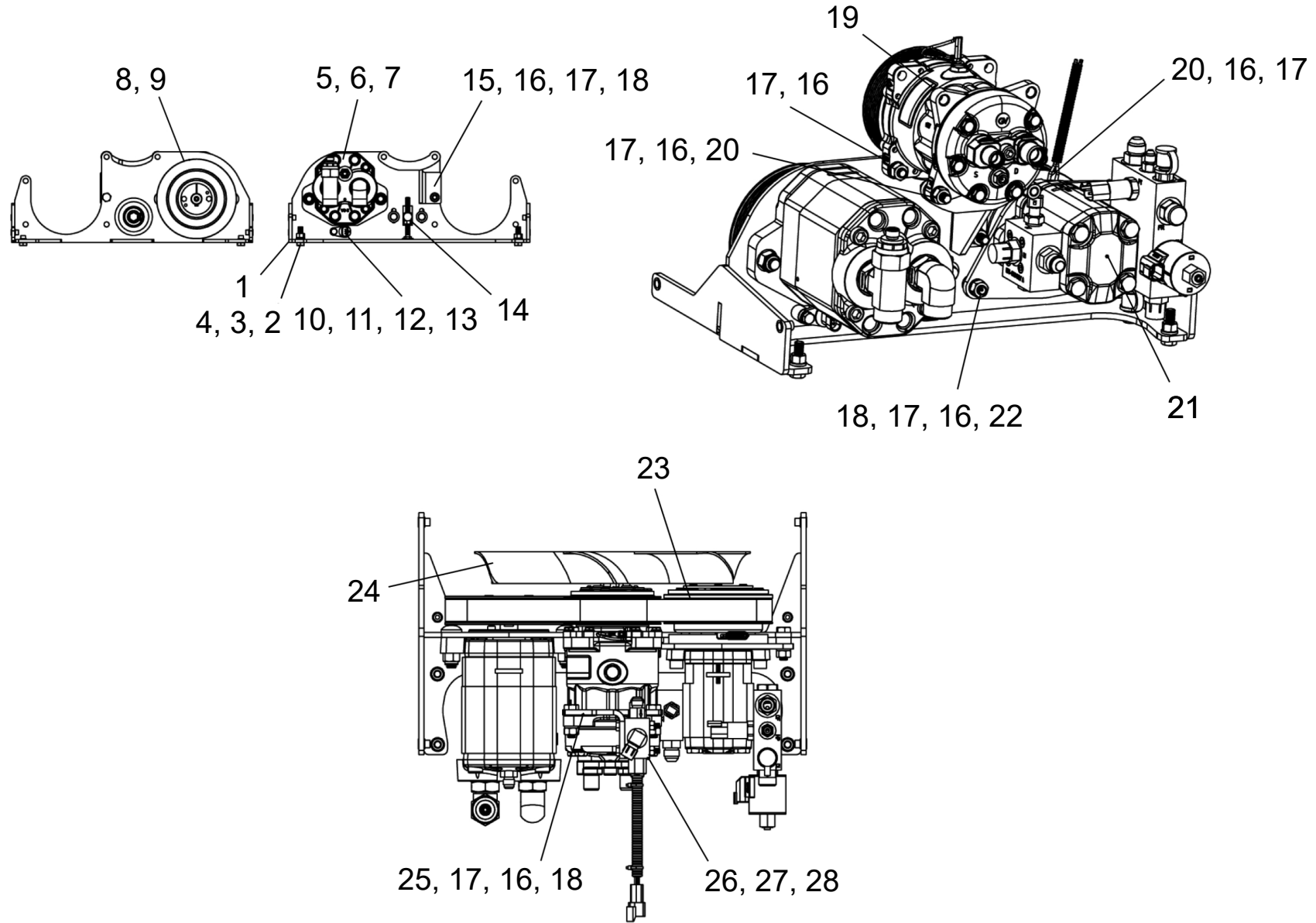
WHEN ORDERING PARTS, SPECIFY MODEL NUMBER, SERIAL NUMBER AND DESCRIPTION OF PARTS REQUIRED

## KIT, MD 9037/47/57 MTG

ITEM	PART NUMBER	DESCRIPTION	QUANTITY	NOTES
	<b>221844</b>	<b>KIT, MD 9037/47/57 MTG</b>		
1	222341	BRKT, MTG RIGHT	1	
2	222342	BRKT, MTG LEFT	1	
3	221800	HHCS 3/8 NC X 1-1/4 GR8 ZP	4	
4	223849	WASHER, LOCK 3/8" ID	4	
5	221847	WASHER, FLAT 3/8" / M10 -HARD YZ	4	

WHEN ORDERING PARTS, SPECIFY MODEL NUMBER, SERIAL NUMBER AND DESCRIPTION OF PARTS REQUIRED

# HYDRAULIC DRIVE UNIT



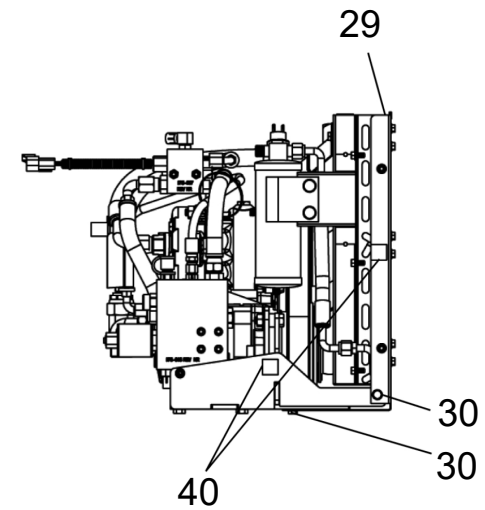
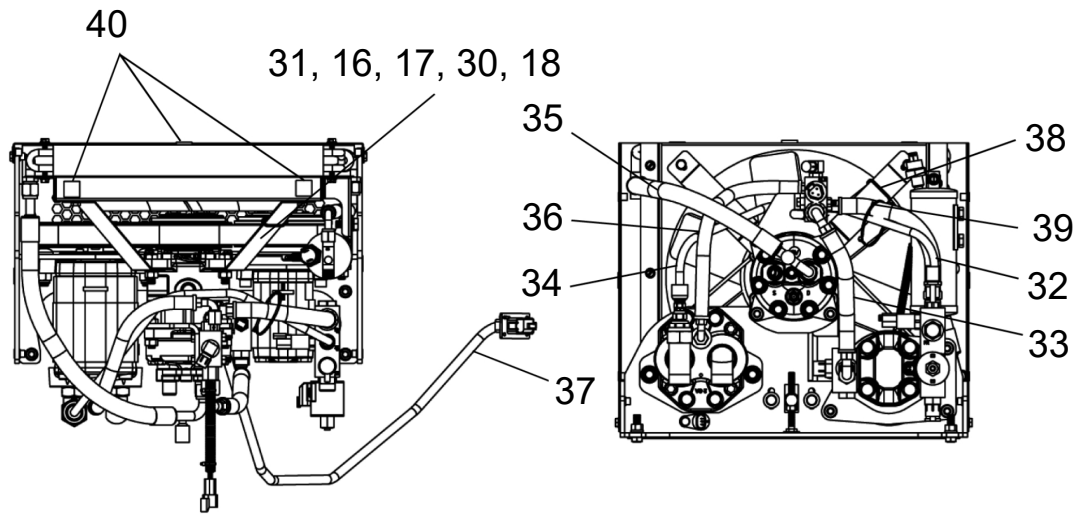
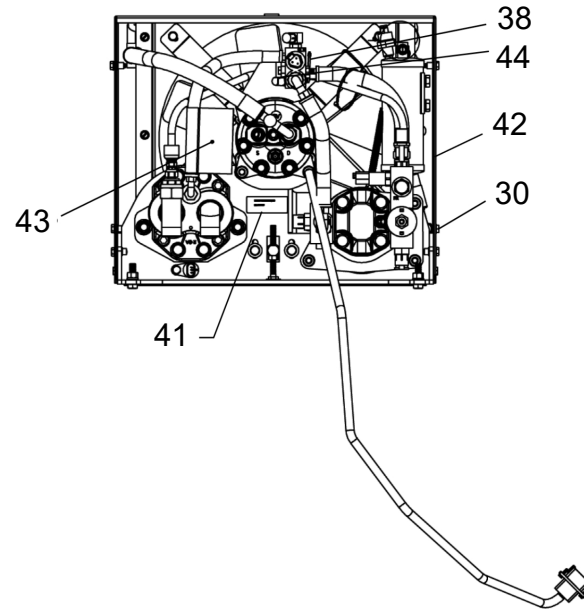
WHEN ORDERING PARTS, SPECIFY MODEL NUMBER, SERIAL NUMBER AND DESCRIPTION OF PARTS REQUIRED

## HYDRAULIC DRIVE UNIT

ITEM	PART NUMBER	DESCRIPTION	QUANTITY	NOTES
	<b>T135299</b>	<b>HYDRAULIC DRIVE UNIT</b>		
1	221797	BASE, HYD	1	
2	221798	NUT, HEX 3/8-16NC YZ	4	
3	223849	WASHER, LOCK 3/8" ID	4	
4	221800	HHCS 3/8 NC X 1-1/4 GR8 ZP	4	
5	227569	MOTOR ASSEMBLY, 1.59 9067 AOH (ORFS)	1	
6	221809	CARRIAGE BOLT, 1/2 NC X 1.75 ZP	2	
7	221810	NUT HEX 1/2-13 NC NYLOCK ZP GR 8	2	
8	221812	BUSHING, 7/8" ID SPLIT W/ 1/4 KEYWAY, BLK OXD FINISH	1	
9	221813	PULLEY, HYD PV8	1	
10	221815	SENSOR, SPEED	1	
11	221816	HHCS 1/4 NC X 1.5	1	
12	221817	WASHER, LOCK 1/4 YZ	1	
13	227570	SPACER, ALUMINUM .63/.25 X .625	1	
14	<b>227571</b>	ASSEMBLY, BELT TENSIONER	1	SEE PAGE 87
15	221818	BRKT, COMP MTG	1	
16	221819	WASHER, LOCK M10 ZP	12	
17	221820	NUT, HEX M10-1.5 YZ	13	
18	219935	HHCS M10-1.5 X 35MM GR 10.9 YZ(16MM-HEAD)	8	
19	227572	COMP, SD7H15 12 N 4 S8 119MM(FLX7)-FLAG TERM.	1	
20	221823	HHCS M10 - 1.5 X 40MM GR10.9 YZ(16MM-HEAD)	2	
21	221822	PUMP/BLOCK ASSEMBLY MD9067 12V	1	
22	221824	SPACER, TUBE .75 X .405 X .321" LG PAINTED	3	
23	221825	BELT, DRIVE PV8 X 45.0	1	
24	227573	FAN MOUNTING GROUP - 9067	1	
25	221829	BKT, OLS	1	
26	221830	ASSEMBLY, OIL LEVEL SENSOR BLOCK	1	
27	221831	HHCS 1/4 - 20 NC X 2 ZP	2	
28	221832	NUT, HEX 1/4-20 NYLOCK	2	

WHEN ORDERING PARTS, SPECIFY MODEL NUMBER, SERIAL NUMBER AND DESCRIPTION OF PARTS REQUIRED

# HYDRAULIC DRIVE UNIT



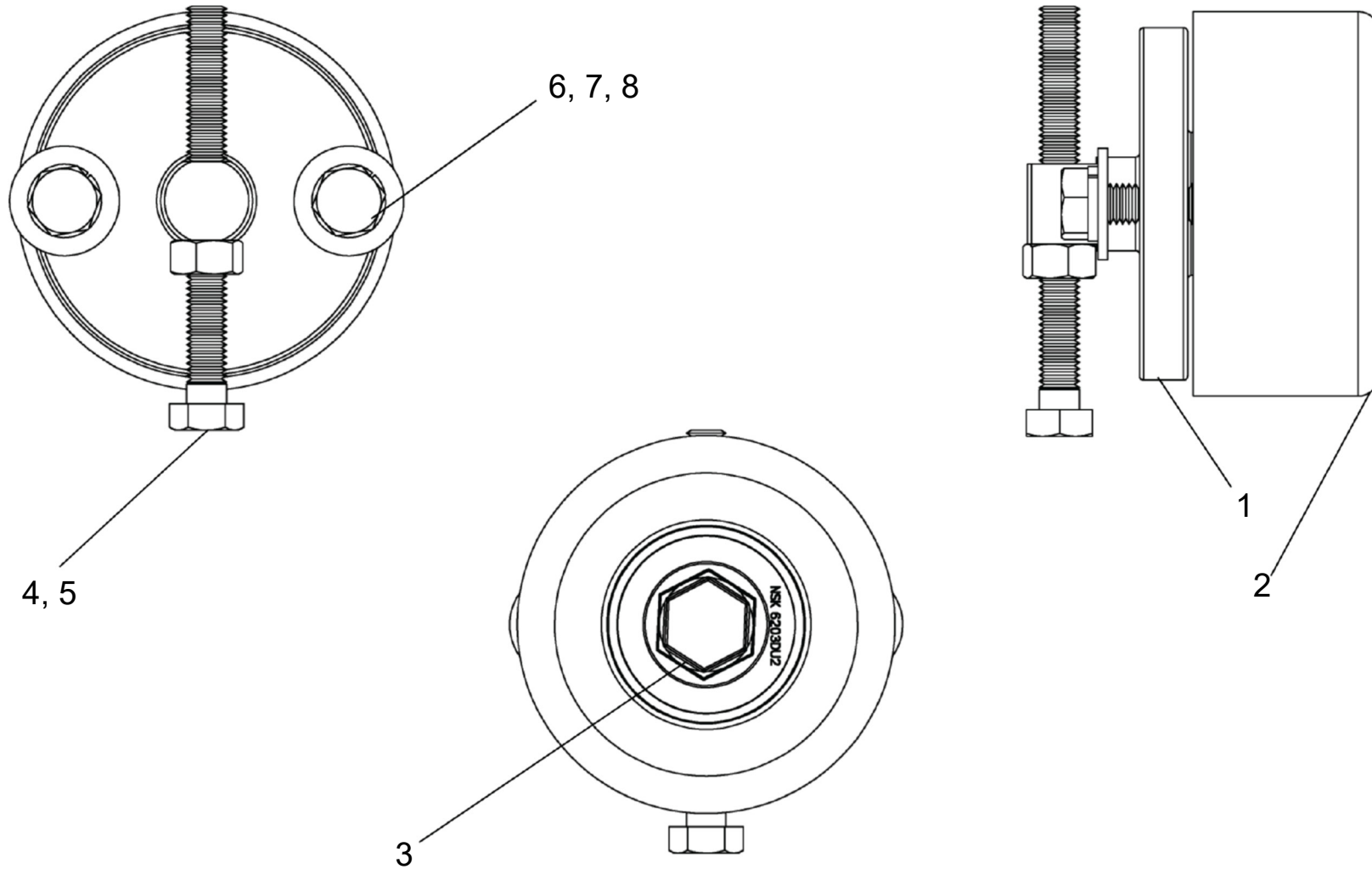
WHEN ORDERING PARTS, SPECIFY MODEL NUMBER, SERIAL NUMBER AND DESCRIPTION OF PARTS REQUIRED

## HYDRAULIC DRIVE UNIT

ITEM	PART NUMBER	DESCRIPTION	QUANTITY	NOTES
	<b>T135299</b>	<b>HYDRAULIC DRIVE UNIT</b>		
29	221833	COND. ASSEMBLY (9067)	1	
30	221835	HWHCS 1/4-20 X 3/4 (WHIZLK)	12	
31	221834	BRACE	2	
32	221837	HOSE ASSEMBLY, PUSH ON, -8 STR-90	1	
33	221838	HOSE ASSEMBLY, PUSH ON, -8 90-90	1	
34	227574	HOSE ASSEMBLY, HYD 04FFORX-04FJX-25.0" SAE100R2	1	
35	227575	HOSE ASSEMBLY, COMP-CD	1	
36	221839	HOSE ASSEMBLY, PUSH ON, -6 90-90	1	
37	221840	WIRE HARNESS, 9067	1	
38	221874	TIE, PLASTIC 7"	2	
39	216050	TIE, PLASTIC 15"	1	
40	227576	GASKET, .9" SQUARE OR .9" ROUND	7	
41	221841	LABEL, KW SERIAL#	1	
42	221842	COVER, 17-9067	1	
43	227577	LABEL, OIL CHARGE WARNING	1	
44	221873	TIE, PLASTIC 4"	1	

WHEN ORDERING PARTS, SPECIFY MODEL NUMBER, SERIAL NUMBER AND DESCRIPTION OF PARTS REQUIRED

# ASSEMBLY, BELT TENSIONER



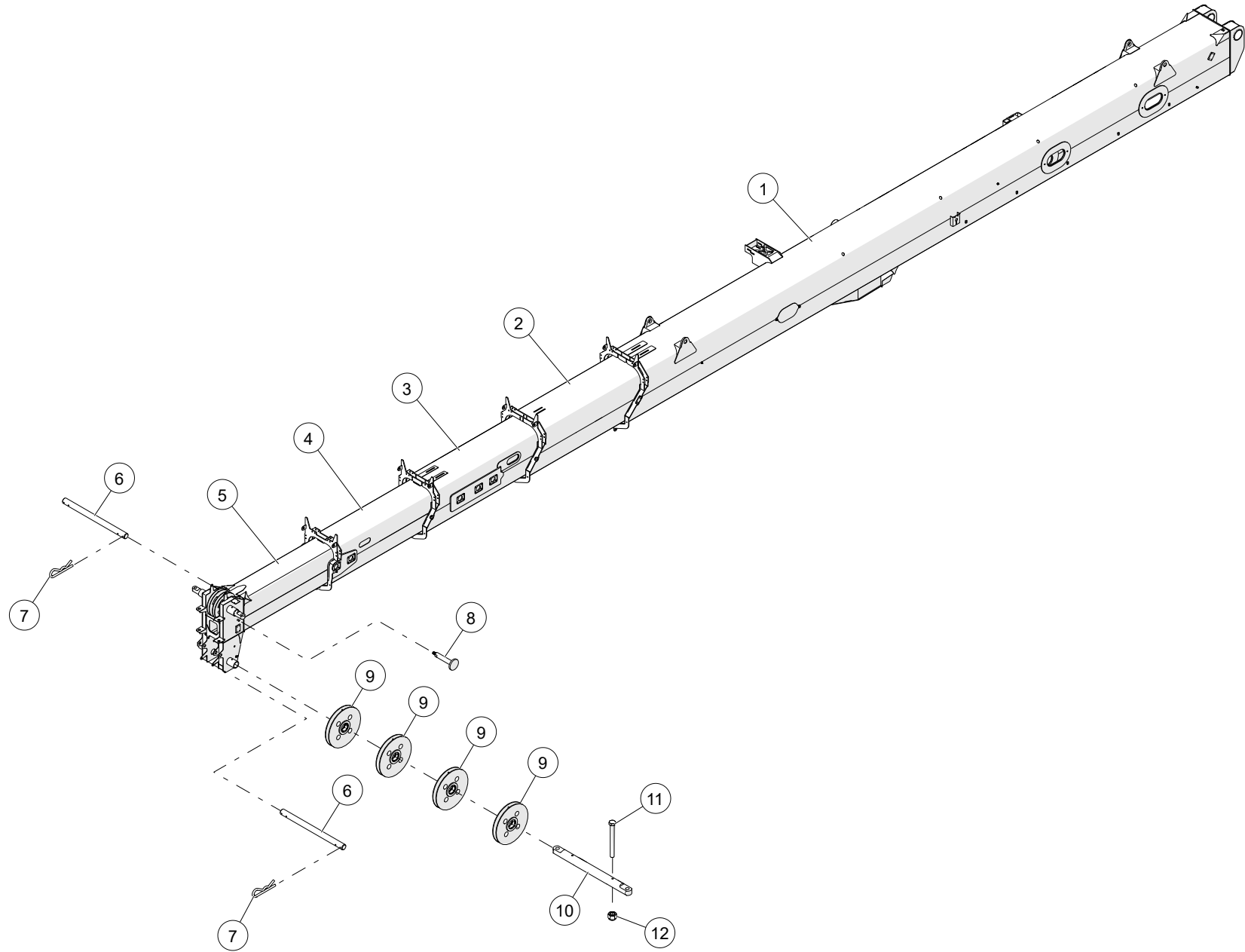
WHEN ORDERING PARTS, SPECIFY MODEL NUMBER, SERIAL NUMBER AND DESCRIPTION OF PARTS REQUIRED

## ASSEMBLY, BELT TENSIONER

ITEM	PART NUMBER	DESCRIPTION	QUANTITY	NOTES
	<b>227571</b>	<b>KIT, MD 9037/47/57 MTG</b>		
1	221801	TENSIONER, TURNED	1	
2	221806	PULLEY ASSEMBLY, BACKSIDE PV8 X 3.0"	1	
3	221807	SHOULDER BOLT, 7/16-20 X 1 1/2	1	
4	221803*	HHCS M8-1.25 X 80 GR8.8 FULL THREAD ZP	1	
5	221802*	NUT HEX M8 X 1.25 MM	1	
6	221804*	HHCS M8X1.25 X 25 MM	2	
7	221814*	WASHER, LOCK M8 ZP	2	
8	221805*	WASHER, FLAT 5/16" YZ	2	
	<b>NOTE:</b>	* ITEM NOT SOLD SEPARATELY		

WHEN ORDERING PARTS, SPECIFY MODEL NUMBER, SERIAL NUMBER AND DESCRIPTION OF PARTS REQUIRED





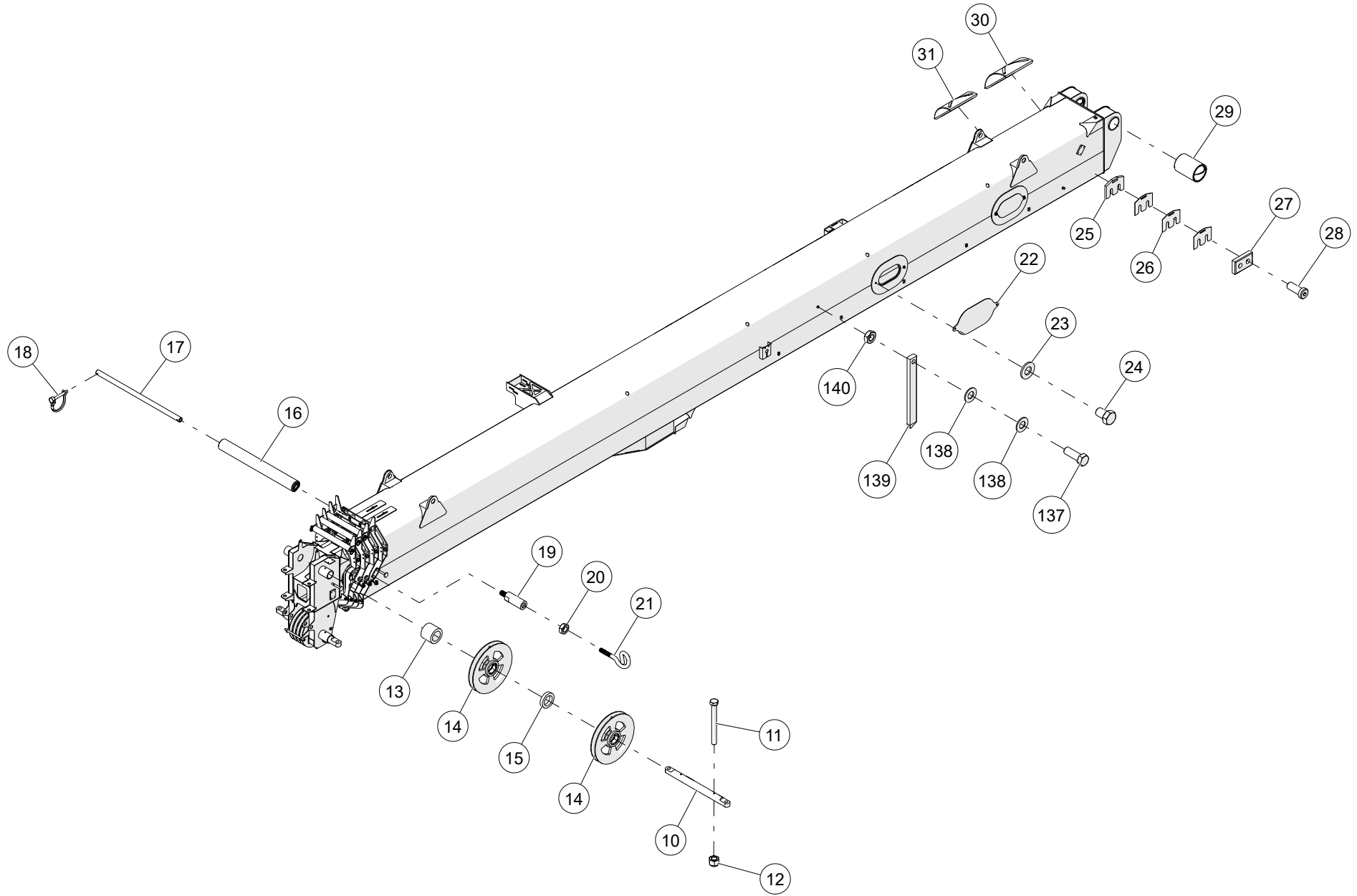
WHEN ORDERING PARTS, SPECIFY MODEL NUMBER, SERIAL NUMBER AND DESCRIPTION OF PARTS REQUIRED

## BOOM ASSEMBLY

ITEM	PART NUMBER	DESCRIPTION	QUANTITY	NOTES
	<b>1008385</b>	<b>BOOM ASSEMBLY, LOAD KING 45-150</b>		
1	1008395	WELDMENT, BASE SECTION	1	
2	1008400	WELDMENT, 2 <sup>nd</sup> SECTION	1	
3	1008401	WELDMENT, 3 <sup>rd</sup> SECTION	1	
4	1008402	WELDMENT, 4 <sup>th</sup> SECTION	1	
5	1008403	WELDMENT, TIP SECTION	1	
6	1005006	ROUND, WIRE ROPE KEEPER	2	
7	PIN2-X125B00YZ0	HAIRPIN, 1/8 DIA X 2 LEN, ZINC	4	
8	1004438	WELDMENT, LMI TIE OFF	2	
9	<b>1035256</b>	ASSEMBLY, NYLON BOOM HEAD SHEAVE 5/8	4	SEE PAGE 105
10	1039208	PIN, BOOM HEAD SHAFT	1	
11	HHCS-C500E008Z0	HEX HEAD CAP SCREW, 1/2-13 X 5 LEN, GR8, ZN	12	
12	NUT3-C5000008Z0	NYLON LOCK NUT, 1/2-13, GR8, ZN	14	

WHEN ORDERING PARTS, SPECIFY MODEL NUMBER, SERIAL NUMBER AND DESCRIPTION OF PARTS REQUIRED

# BOOM ASSEMBLY



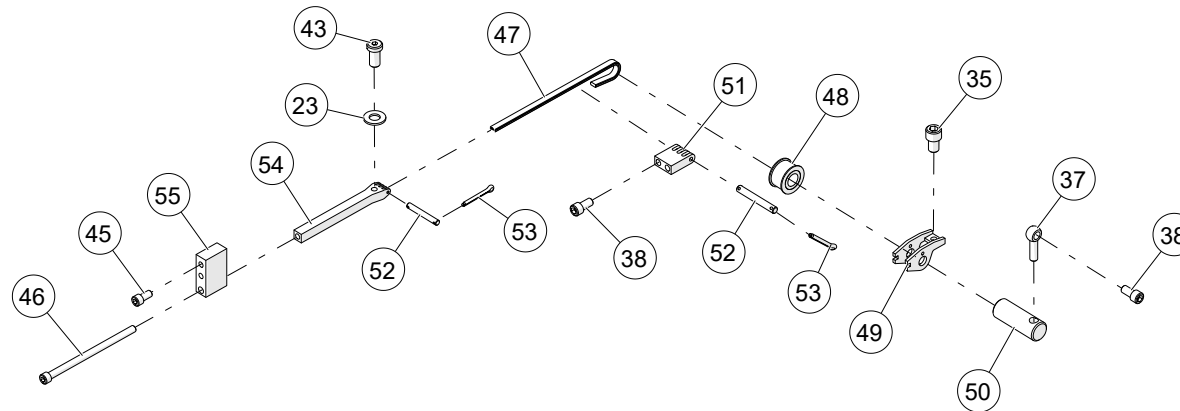
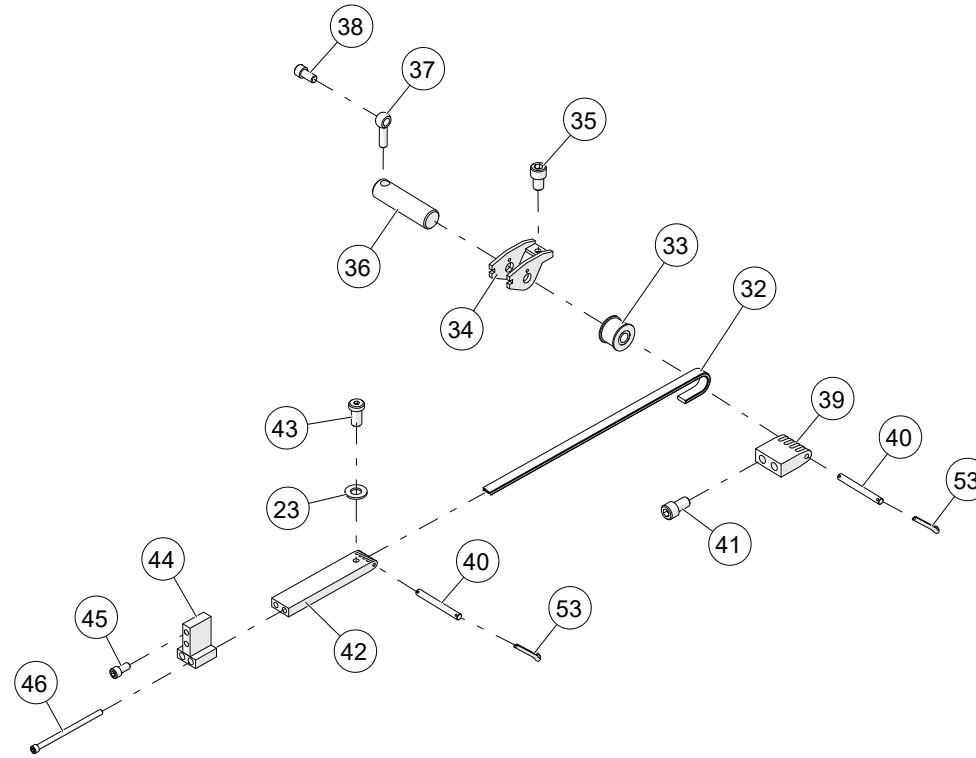
WHEN ORDERING PARTS, SPECIFY MODEL NUMBER, SERIAL NUMBER AND DESCRIPTION OF PARTS REQUIRED

## BOOM ASSEMBLY

ITEM	PART NUMBER	DESCRIPTION	QUANTITY	NOTES
	<b>1008385</b>	<b>BOOM ASSEMBLY, LOAD KING 45-150</b>		
13	1005429	SPACER, BOOM TIP SHEAVE - WIDE	1	
14	<b>1029874</b>	ASSEMBLY, BOOM HEAD SHEAVE	2	SEE PAGE 107
15	1005427	SPACER, BOOM TIP SHEAVE - NARROW	1	
16	1004635	ASSEMBLY, ROLLER	4	
17	1005432	HOLLOW SHAFT, WINCH ROPE ROLLER SUPPORT	4	
18	PIN4-X250A37XZ0	LOCK PIN WITH ROUNDED RETAINER, 1/4 DIA X 1 3/8 LEN, ZINC	8	
19	1004651	CABLE GUIDE MOUNT	4	
20	NUT2-C3750008Z0	HEX JAM NUT, 3/8-16, GR8, ZN	4	
21	1004652	LMI CABLE GUIDE	4	
22	1004751	PLATE, ACCESS HOLE COVER	4	
23	WSH2-X5000008Z0	SAE WASHER, 1/2, GR8, ZN	36	
24	HHCS-C5007508Z0	HEX HEAD CAP SCREW, 1/2-13 X 3/4 LEN, GR8, ZN	24	
25	1004820	SHIM, WEAR PAD	4	
26	1004809	SHIM, WEAR PAD	26	
27	1004808	WEAR PAD, REAR LOWER	10	
28	SH01-C500A25AB0	SHCS LOW HEAD, 1/2-13 X 1 1/4 LEN, BO	12	
29	1008463	BUSHING, PIVOT PIN	2	
30	1004337	WEAR PAD, REAR UPPER LARGE	4	
31	1004336	WEAR PAD, REAR UPPER SMALL	4	

WHEN ORDERING PARTS, SPECIFY MODEL NUMBER, SERIAL NUMBER AND DESCRIPTION OF PARTS REQUIRED

# BOOM ASSEMBLY



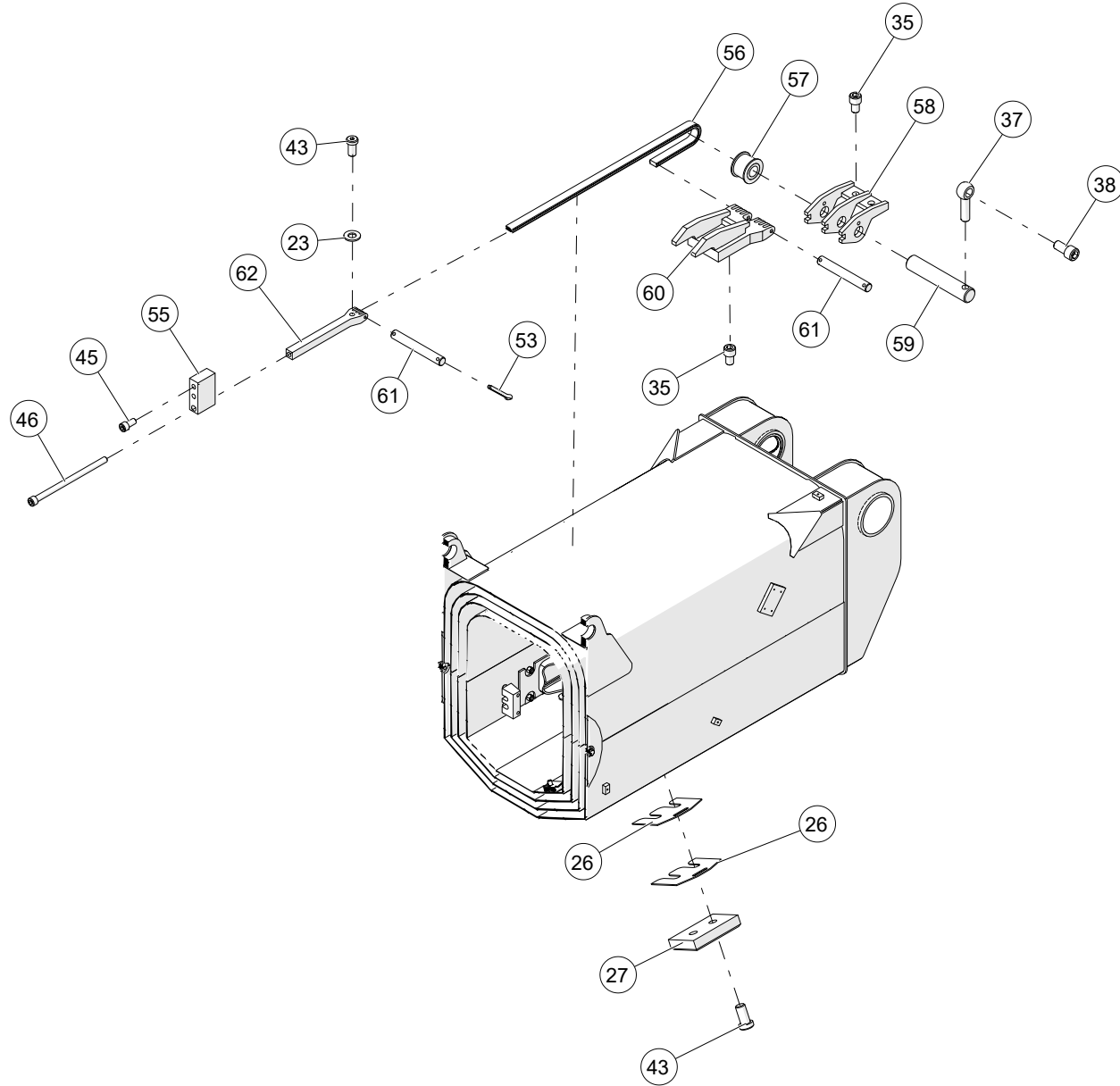
WHEN ORDERING PARTS, SPECIFY MODEL NUMBER, SERIAL NUMBER AND DESCRIPTION OF PARTS REQUIRED

## BOOM ASSEMBLY

ITEM	PART NUMBER	DESCRIPTION	QUANTITY	NOTES
	<b>1008385</b>	<b>BOOM ASSEMBLY, LOAD KING 45-150</b>		
32	1024452	LEAF CHAIN, BL588	2	
33	1004397	ASSEMBLY, CHAIN SHEAVE BL588	2	
34	1004413	WELDMENT, CHAIN ANCHOR BL588	2	
35	SHCS-C500750AB0	SOCKET HEAD CAP SCREW, 1/2-13 X 3/4 LEN, BO	7	
36	1004640	PIN, 1 DIA X 3 5/8 LEN	2	
37	1004804	ROD END, 3/8 X 3 1/2	9	
38	SHCS-C375750AB0	SOCKET HEAD CAP SCREW, 3/8-16 X 3/4 LEN, BO	9	
39	1004753	ANCHOR, BL588 CHAIN	2	
40	1005001	PIN, CONNECTING BL588 LEAF CHAIN	4	
41	SHCS-C500875AB0	SOCKET HEAD CAP SCREW, 1/2-13 X 7/8 LEN, BO	4	
42	1004752	ANCHOR, BL588 CHAIN	2	
43	SH01-C500A00AB0	SHCS LOW HEAD, 1/2-13 X 1 LEN, BO	22	
44	1004754	WELDMENT, CHAIN ANCHOR BL588	2	
45	SHCS-C500A00AB0	SOCKET HEAD CAP SCREW, 1/2-13 X 1 LEN, BO	32	
46	SHCS-C500H50AB1	SOCKET HEAD CAP SCREW, 1/2-13 X 8 1/2 LEN, BO, FULL THREAD	8	
47	1024450	LEAF CHAIN, BL466	2	
48	1004403	ASSEMBLY, CHAIN SHEAVE BL466	2	
49	1004406	WELDMENT, CHAIN ANCHOR BL466	2	
50	1004642	PIN, 1 DIA X 2 3/4 LEN	2	
51	1004764	ANCHOR, BL466 CHAIN	2	
52	1004999	PIN, CONNECTING BL466 LEAF CHAIN	4	
53	PIN3-X063500XZ0	COTTER PIN, 1/16 DIA X 1/2 LEN, ZINC	22	
54	1004763	ANCHOR, BL466 CHAIN	2	

WHEN ORDERING PARTS, SPECIFY MODEL NUMBER, SERIAL NUMBER AND DESCRIPTION OF PARTS REQUIRED

# BOOM ASSEMBLY



WHEN ORDERING PARTS, SPECIFY MODEL NUMBER, SERIAL NUMBER AND DESCRIPTION OF PARTS REQUIRED

## BOOM ASSEMBLY

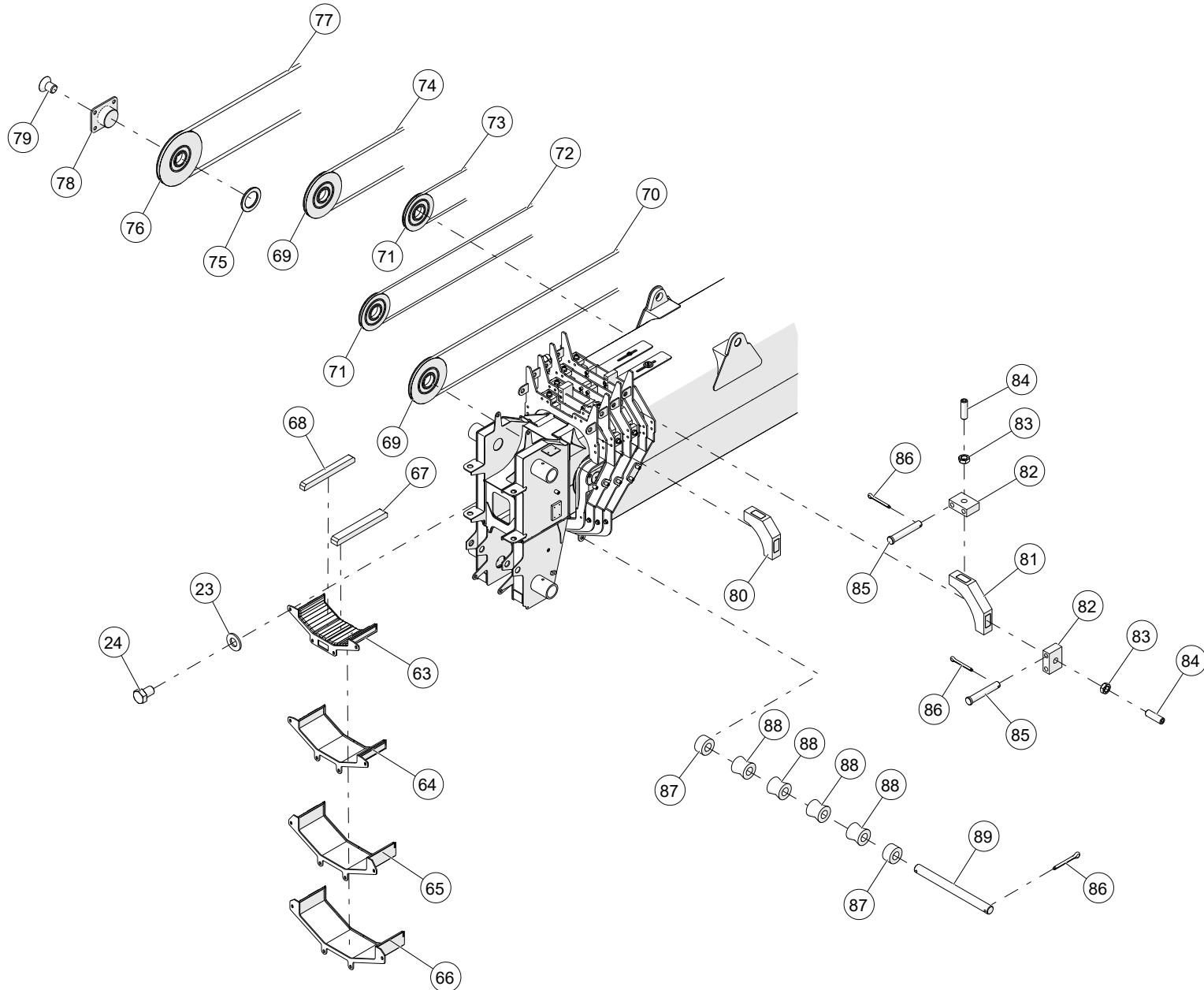
---

ITEM	PART NUMBER	DESCRIPTION	QUANTITY	NOTES
	<b>1008385</b>	<b>BOOM ASSEMBLY, LOAD KING 45-150</b>		
55	1004762	BAR, CHAIN ANCHOR	4	
56	1024451	LEAF CHAIN, BL566	2	
57	1004400	ASSEMBLY, CHAIN SHEAVE BL566	2	
58	1004409	WELDMENT, CHAIN ANCHOR BL566	1	
59	1004641	PIN, 1 DIA X 4 5/16 LEN	1	
60	1004758	WELDMENT, CHAIN ANCHOR BL566	1	
61	1005000	PIN, CONNECTING BL566 LEAF CHAIN	4	
62	1004757	ANCHOR, BL566 CHAIN	2	

WHEN ORDERING PARTS, SPECIFY MODEL NUMBER, SERIAL NUMBER AND DESCRIPTION OF PARTS REQUIRED



# BOOM ASSEMBLY



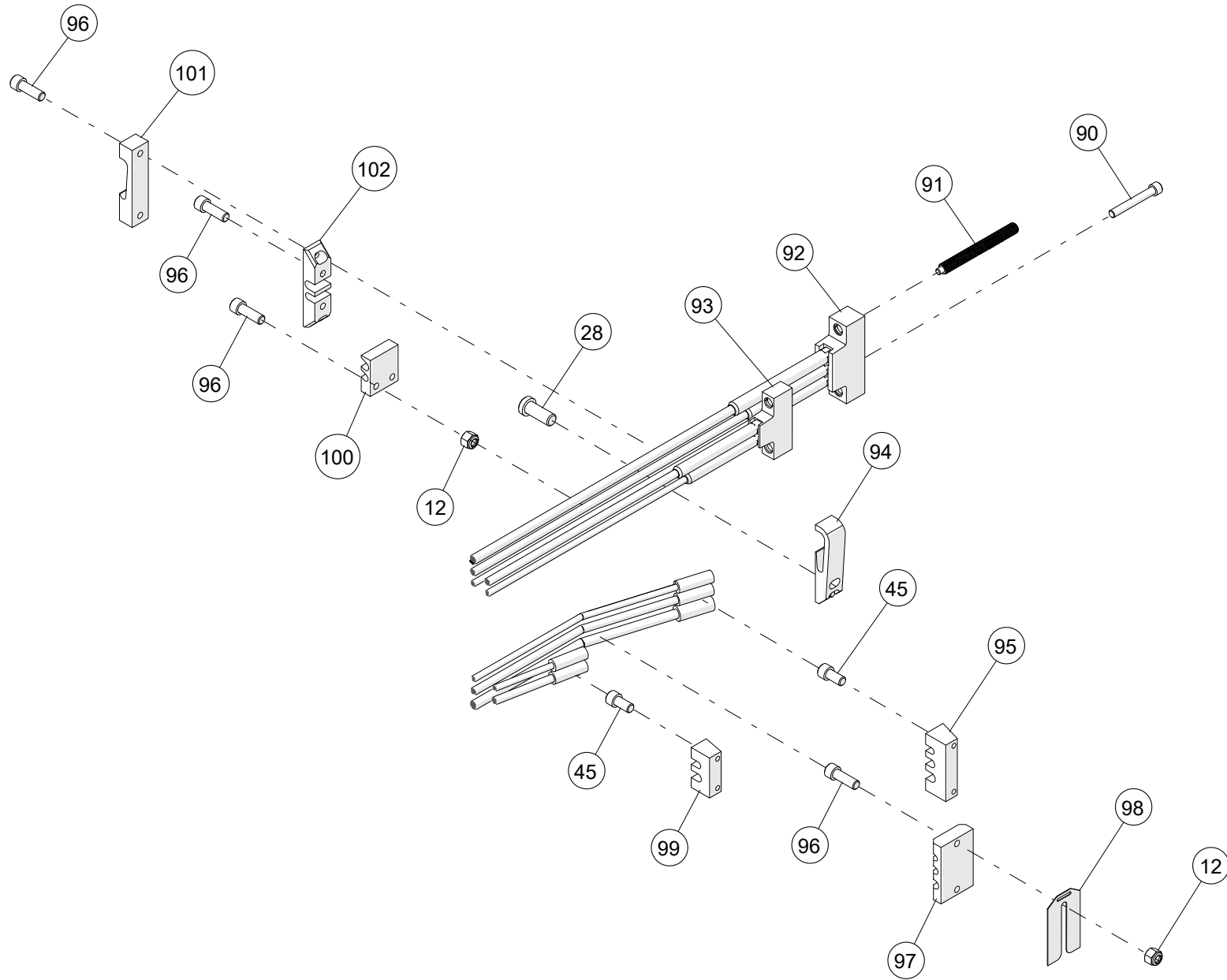
WHEN ORDERING PARTS, SPECIFY MODEL NUMBER, SERIAL NUMBER AND DESCRIPTION OF PARTS REQUIRED

## BOOM ASSEMBLY

ITEM	PART NUMBER	DESCRIPTION	QUANTITY	NOTES
	<b>1008385</b>	<b>BOOM ASSEMBLY, LOAD KING 45-150</b>		
63	1004740	WLDMENT, WEAR PAD TRAY, 5TH SECTION	1	
64	1004734	WELDMENT, WEAR PAD TRAY, 4TH SECTION	1	
65	1004729	WELDMENT, WEAR PAD TRAY, 3RD SECTION	1	
66	1004725	WELDMENT, WEAR PAD TRAY, 2ND SECTION	1	
67	1004340	WEAR PAD, FRONT LOWER THICK	78	
68	1004339	WEAR PAD, FRONT LOWER THIN	28	
69	1004392	ASSEMBLY, EXTEND SHEAVE MEDIUM	4	
70	1008525	WIRE ROPE, 5/8 DIA, BOOM EXTENSION	2	
71	1004389	ASSEMBLY, EXTEND SHEAVE SMALL	4	
72	1008526	WIRE ROPE, 1/2 DIA, BOOM EXTENSION	2	
73	1008529	WIRE ROPE, 1/2 DIA, BOOM EXTENSION	2	
74	1008528	WIRE ROPE, 5/8 DIA, BOOM EXTENSION	2	
75	1004341	EXTEND SHEAVE SPACER	10	
76	1004386	ASSEMBLY, EXTEND SHEAVE LARGE	2	
77	1008527	WIRE ROPE, 3/4 DIA, BOOM EXTENSION	2	
78	1004646	BEARING SUPPORT, SIDE SHEAVE	10	
79	SH02-C500750BB0	SHCS C'SUNK HEAD, 1/2-13 X 3/4 LEN, BO	40	
80	1004349	WEAR PAD ASM, FRONT UPPER SMALL	6	
81	1004346	WEAR PAD ASM, FRONT UPPER LARGE	2	
82	1004338	BAR, WEAR PAD ADJUSTING	16	
83	NUT2-C7500008Z0	HEX JAM NUT, 3/4-10, GR8, ZN	16	
84	SS01-C750B50CB0	SET SCREW, 3/4-10 X 2 1/2 LEN, BO	16	
85	CUSTOM CLEVIS PIN	CLEVIS PIN, 1/2 DIA X 3 LEN, ZINC	2	
86	CUSTOM COTTER PIN	COTTER PIN, 1/8 DIA X 1 LEN, ZINC	2	
87	1026761	SPACER, BOTTOM ROLLERS	2	
88	1005003	ROLLER, WIRE ROPE	4	
89	1026760	ROUND, ROLLER SHAFT	1	

WHEN ORDERING PARTS, SPECIFY MODEL NUMBER, SERIAL NUMBER AND DESCRIPTION OF PARTS REQUIRED

# BOOM ASSEMBLY

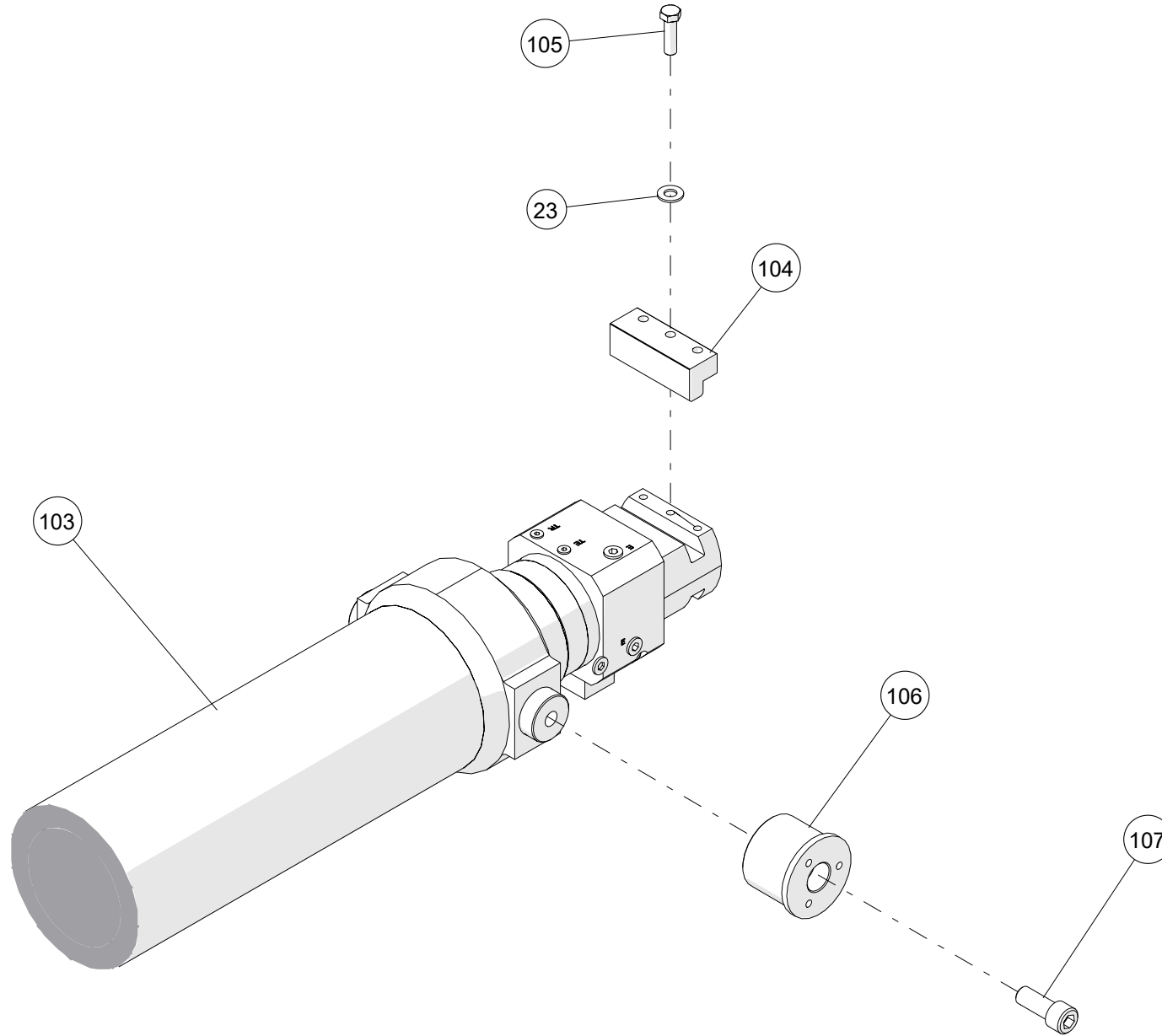


WHEN ORDERING PARTS, SPECIFY MODEL NUMBER, SERIAL NUMBER AND DESCRIPTION OF PARTS REQUIRED

## BOOM ASSEMBLY

ITEM	PART NUMBER	DESCRIPTION	QUANTITY	NOTES
	<b>1008385</b>	<b>BOOM ASSEMBLY, LOAD KING 45-150</b>		
90	SHCS-C625D50AB0	SOCKET HEAD CAP SCREW, 5/8-11 X 4 1/2 LEN, BO	9	
91	1004615	ROUND, THREADED ROD 7/8-9 UNC	8	
92	1004632	ASSEMBLY, 4TH SECTION EXTEND ROPE ANCHOR	2	
93	1004629	ASSEMBLY, 5TH SECTION EXTEND ROPE ANCHOR	2	
94	1027860	ROPE GUIDE ASM, SECTION 4	2	
95	1004614	BAR, RH LARGE ROPE ANCHOR	1	
96	SHCS-C500A50AB0	SOCKET HEAD CAP SCREW, 1/2-13 X 1 1/2 LEN, BO	16	
97	1004608	GUIDE BLOCK, THREE SLOT WIRE ROPE	2	
98	1004384	SHIM, WEAR PAD	1	
99	1004616	BAR, RH SMALL ROPE ANCHOR	1	
100	1027855	ROPE GUIDE, SECTION 6	2	
101	1027859	ROPE GUIDE, SECTION 5, OUTER	2	
102	1027862	ROPE GUIDE ASM, SECTION 5, INNER	2	

WHEN ORDERING PARTS, SPECIFY MODEL NUMBER, SERIAL NUMBER AND DESCRIPTION OF PARTS REQUIRED



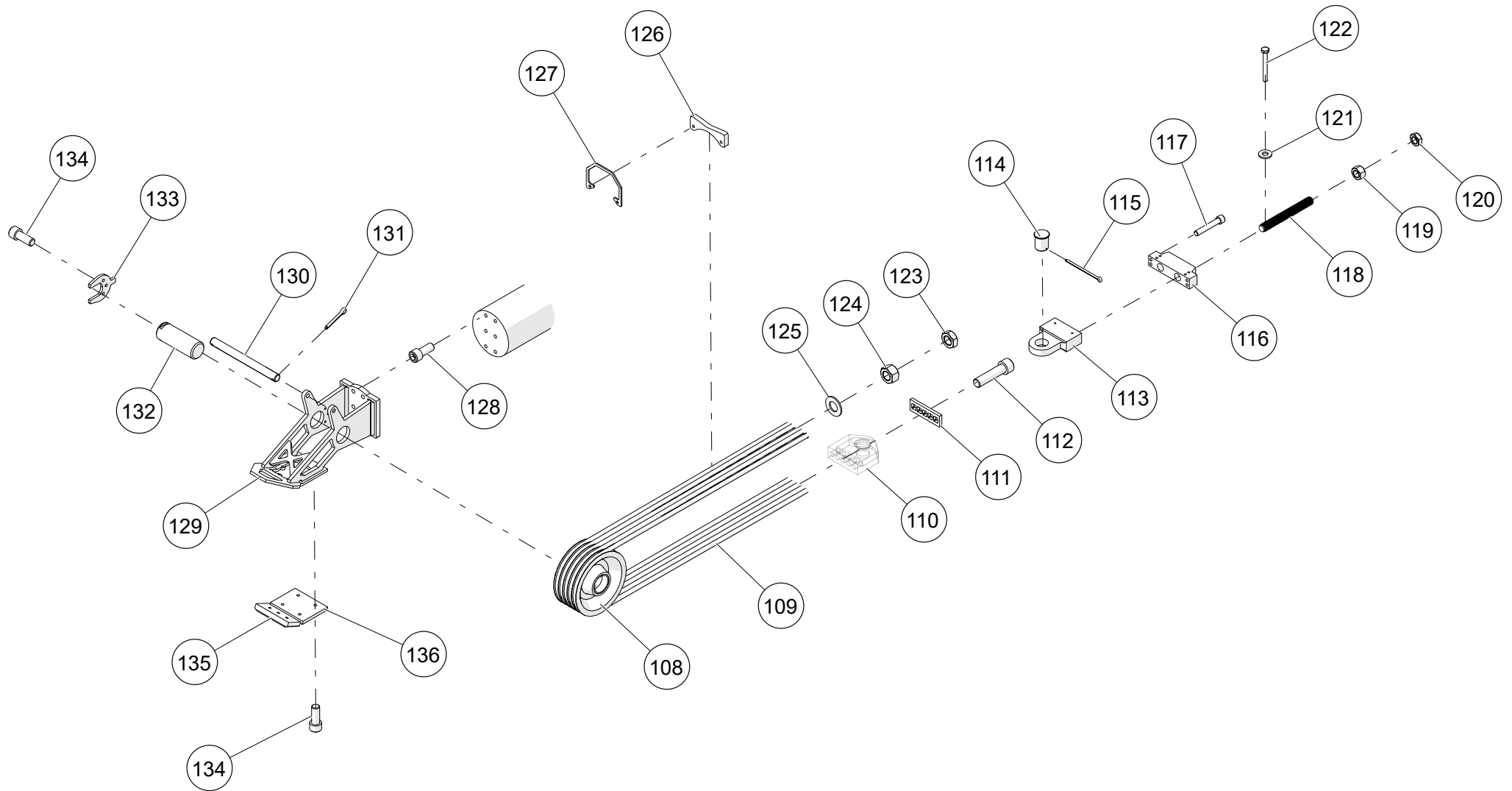
WHEN ORDERING PARTS, SPECIFY MODEL NUMBER, SERIAL NUMBER AND DESCRIPTION OF PARTS REQUIRED

## BOOM ASSEMBLY

ITEM	PART NUMBER	DESCRIPTION	QUANTITY	NOTES
	<b>1008385</b>	<b>BOOM ASSEMBLY, LOAD KING 45-150</b>		
103	1026914	CYLINDER, TELESCOPE	1	
104	1004748	BAR, CLAMP, LOWER EXTEND CYLINDER	2	
105	HHCS-C500A758Z1	HEX HEAD CAP SCREW, 1/2-13 X 1 3/4 LEN, GR8, ZN, FULL THREAD	6	
106	1004745	ROUND, CYLINDER RETAINING CUP	2	
107	SHCS-CA00B50AB0	SOCKET HEAD CAP SCREW, 1-8 X 2 1/2 LEN, BO	2	
108	<b>1004394</b>	ASSEMBLY, WIRE ROPE SHEAVE	1	SEE PAGE 109
109	1008530	WIRE ROPE, 7/8 DIA, BOOM EXTENSION	5	
110	1004613	PLATE, 4TH SECTION EXTEND ANCHOR CLEVIS	1	
111	1031163	TORQUE PLATE	1	
112	SHCS-C875C50AB0	SOCKET HEAD CAP SCREW, 7/8-9 X 3 1/2 LEN, BO	5	
113	1004612	PLATE, 4TH SECTION EXTEND ANCHOR CLEVIS	1	
114	1004639	PIN, 2 1/2 DIA X 2 15/16 LEN	1	
115	PIN3-X250D00XZ0	COTTER PIN, 1/4 DIA X 4 LEN, ZINC	1	
116	1004610	PLATE, 4TH STAGE EXTEND ROPE ANCHOR	1	

WHEN ORDERING PARTS, SPECIFY MODEL NUMBER, SERIAL NUMBER AND DESCRIPTION OF PARTS REQUIRED

# BOOM ASSEMBLY



WHEN ORDERING PARTS, SPECIFY MODEL NUMBER, SERIAL NUMBER AND DESCRIPTION OF PARTS REQUIRED

## BOOM ASSEMBLY

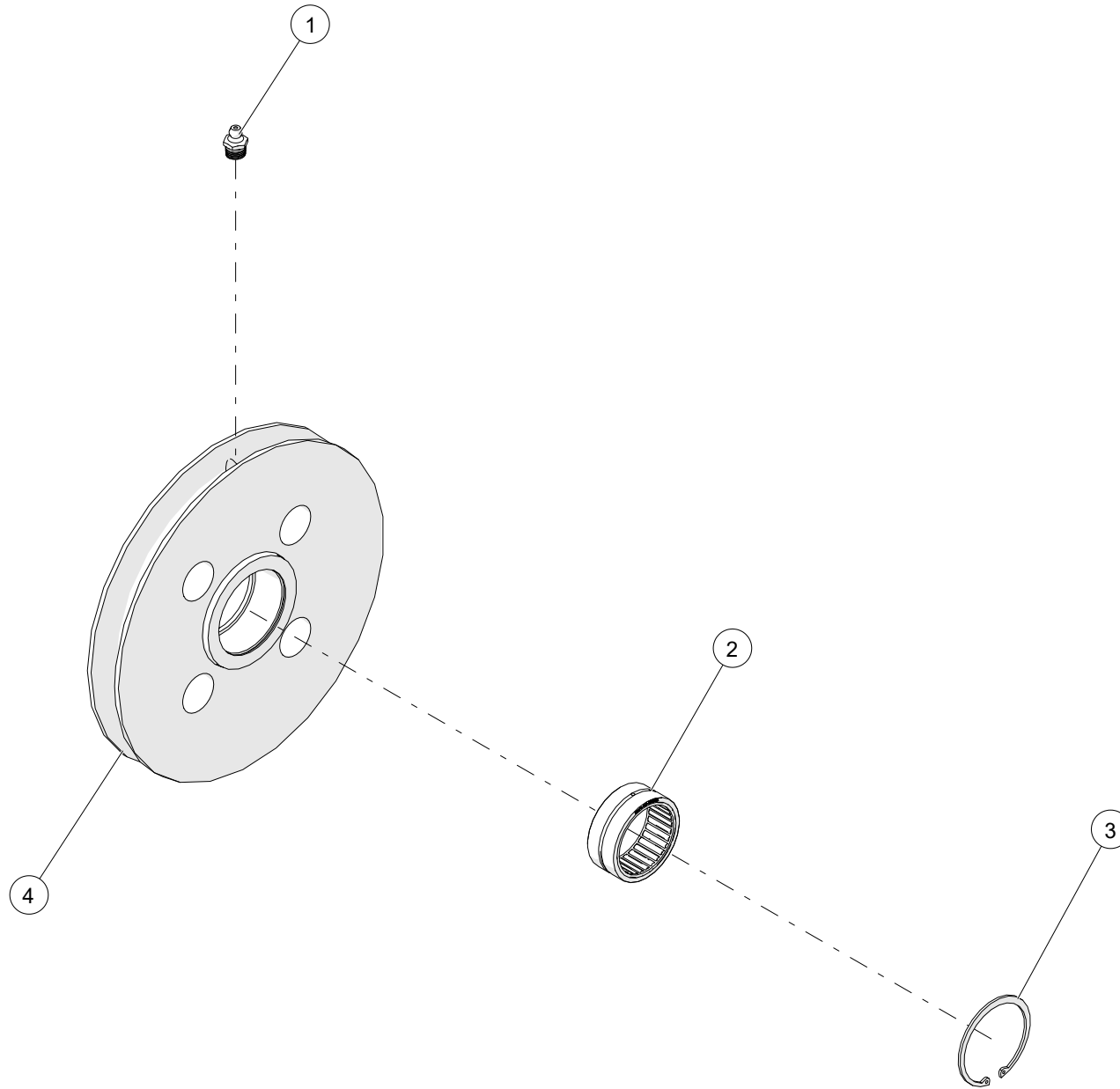
ITEM	PART NUMBER	DESCRIPTION	QUANTITY	NOTES
	<b>1008385</b>	<b>BOOM ASSEMBLY, LOAD KING 45-150</b>		
117	SHCS-C500C00AB0	SOCKET HEAD CAP SCREW, 1/2-13 X 3 LEN, BO	4	
118	1004611	ROUND, THREADED ROD 1 1/2-6 UNC	2	
119	NUT1-CA500008Z0	HEX NUT, 1 1/2-6, GR8, ZN	2	
120	NUT2-CA500008Z0	HEX JAM NUT, 1 1/2-6, GR8, ZN	2	
121	WSH2-X2500008Z0	SAE WASHER, 1/4, GR8, ZN	2	
122	HHCS-C250B258Z0	HEX HEAD CAP SCREW, 1/4-20 X 2 1/4 LEN, GR8, ZN	2	
123	NUT2-CA000008Z0	HEX JAM NUT, 1-8, GR8, ZN	5	
124	NUT1-CA000008Z0	HEX NUT, 1-8, GR8, ZN	5	
125	WSH2-XA000008Z0	SAE WASHER, 1, GR8, ZN	5	
126	1034995	WEAR, TELE ROPES	1	
127	1034996	PLATE, TELE ROPE RETAINER	1	
128	SHCS-C750A75AB0	SOCKET HEAD CAP SCREW, 3/4-10 X 1 3/4 LEN, BO	6	
129	1004617	WELDMENT, CYLINDER HEAD	1	
130	1004644	ROUND, WIRE ROPE KEEPER	1	
131	PIN3-X250A50XZ0	COTTER PIN, 1/4 DIA X 1 1/2 LEN, ZINC	2	
132	1004645	PIN, 3 1/2 DIA X 9 1/2 LEN	1	
133	1034963	PLATE, RETAINER CLIP	1	
134	SHCS-C500A25AB0	SOCKET HEAD CAP SCREW, 1/2-13 X 1 1/4 LEN, BO	10	
135	1004344	WEAR PAD, CYLINDER HEAD SUPPORT FRONT	1	
136	1004345	WEAR PAD, CYLINDER HEAD SUPPORT REAR	1	
137	HHCS-C438A258Z1	HEX HEAD CAP SCREW, 7/16-14 X 1 1/4 LEN, GR8, ZN, FULL THREAD	1	
138	WSH2-X4380008Z0	SAE WASHER, 7/16, GR8, ZN	2	
139	729-02578	POINTER	1	
140	NUT2-C4380008Z0	HEX JAM NUT, 7/16-14, GR8, ZN	1	

WHEN ORDERING PARTS, SPECIFY MODEL NUMBER, SERIAL NUMBER AND DESCRIPTION OF PARTS REQUIRED



## NYLON BOOM HEAD SHEAVE 5/8 ASSEMBLY

---



WHEN ORDERING PARTS, SPECIFY MODEL NUMBER, SERIAL NUMBER AND DESCRIPTION OF PARTS REQUIRED

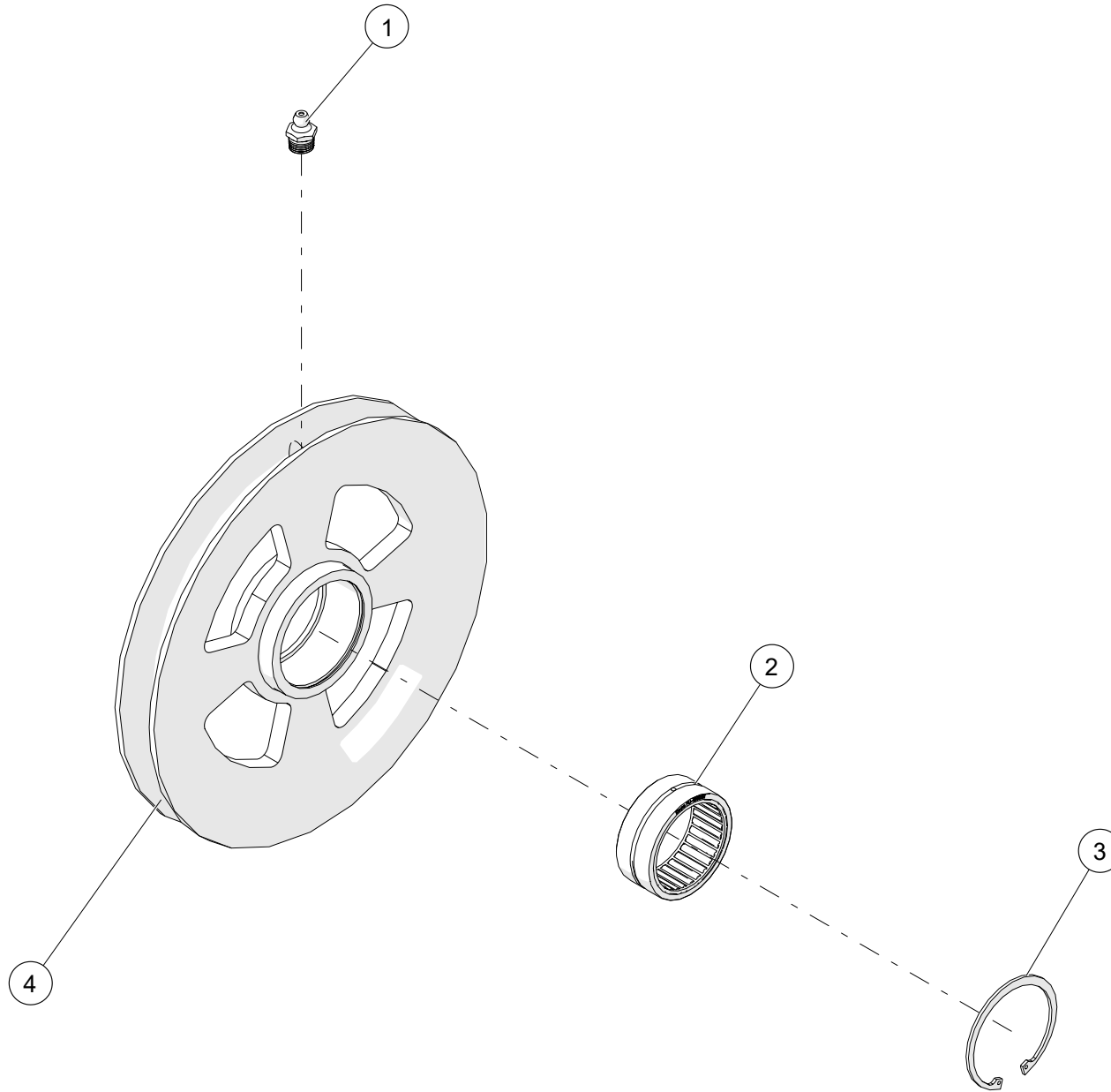
## NYLON BOOM HEAD SHEAVE 5/8 ASSEMBLY

ITEM	PART NUMBER	DESCRIPTION	QUANTITY	NOTES
	<b>1035256</b>	<b>NYLON BOOM HEAD SHEAVE 5/8 ASSEMBLY</b>		
1	1004435	GREASE ZERK, STR 1/8 PTF MALE	1	
2	1005430	HEAVY DUTY NEEDLE ROLLER BEARINGS	1	
3	RET2-XC75000M24Z0	INTERNAL RETAINING RING	1	
4	1035254	SHEAVE, BOOM HEAD NYLON 5/8	1	

WHEN ORDERING PARTS, SPECIFY MODEL NUMBER, SERIAL NUMBER AND DESCRIPTION OF PARTS REQUIRED

# BOOM HEAD SHEAVE ASSEMBLY

---



WHEN ORDERING PARTS, SPECIFY MODEL NUMBER, SERIAL NUMBER AND DESCRIPTION OF PARTS REQUIRED

## BOOM HEAD SHEAVE ASSEMBLY

---

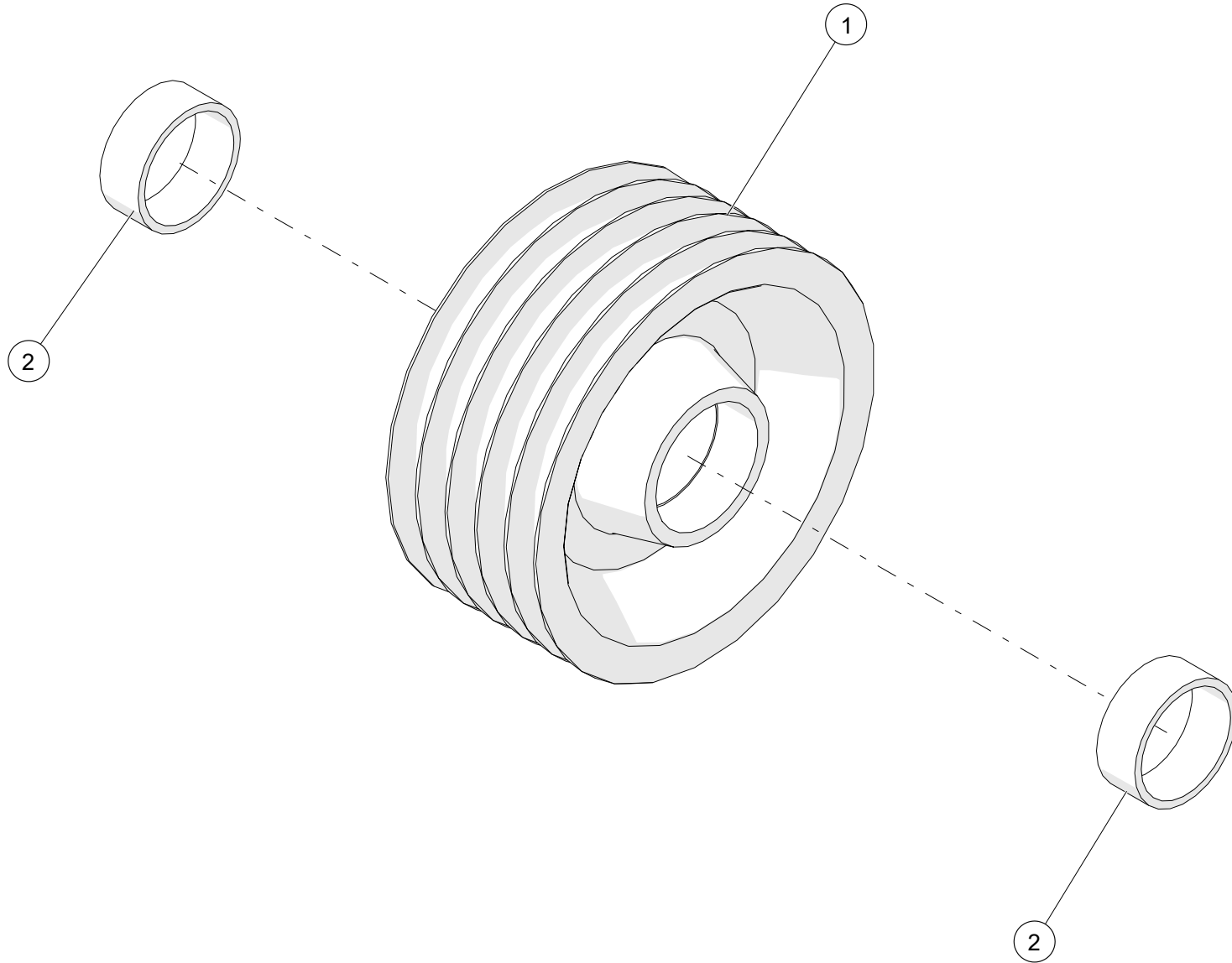
ITEM	PART NUMBER	DESCRIPTION	QUANTITY	NOTES
	<b>1029874</b>	<b>BOOM HEAD SHEAVE ASSEMBLY</b>		
1	1004435	GREASE ZERK, STR 1/8 PTF MALE	1	
2	1005430	ROLLER BEARING	1	
3	RET2-XC75000XZ0	RET2-XC75000XZ0	1	
4	1029873	GREASE ZERK, STR 1/8 PTF MALE	1	

WHEN ORDERING PARTS, SPECIFY MODEL NUMBER, SERIAL NUMBER AND DESCRIPTION OF PARTS REQUIRED

---

# WIRE ROPE SHEAVE ASSEMBLY

---



WHEN ORDERING PARTS, SPECIFY MODEL NUMBER, SERIAL NUMBER AND DESCRIPTION OF PARTS REQUIRED

## WIRE ROPE SHEAVE ASSEMBLY

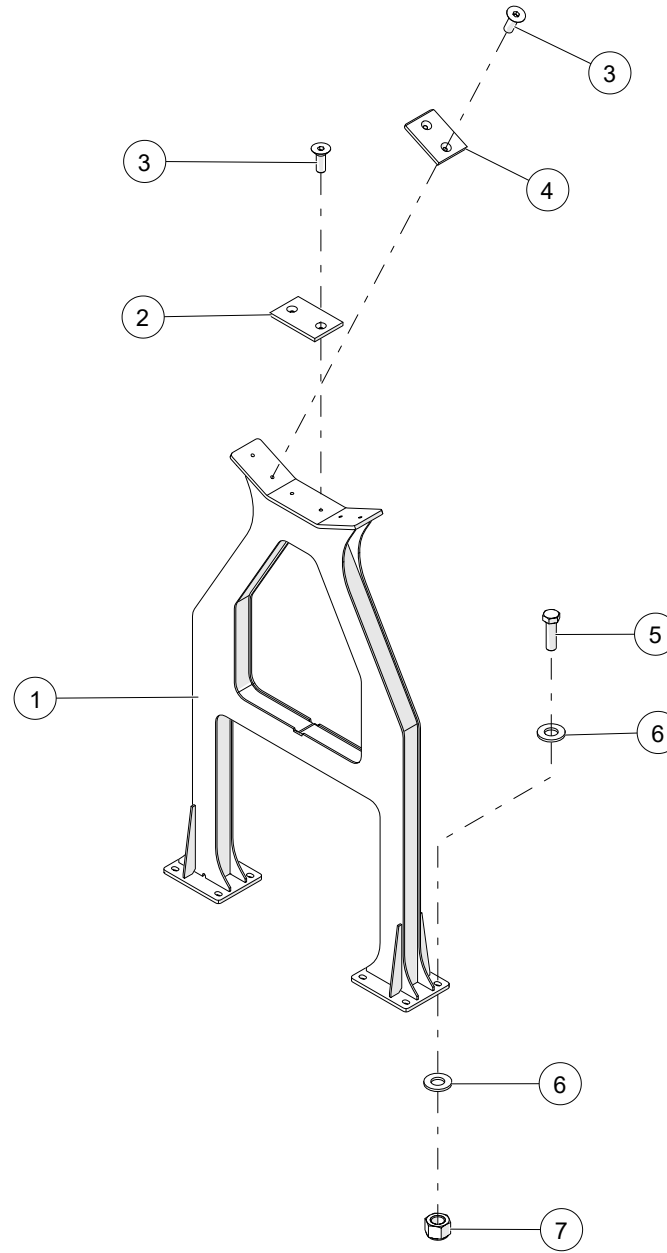
---

ITEM	PART NUMBER	DESCRIPTION	QUANTITY	NOTES
	<b>1004394</b>	<b>WIRE ROPE SHEAVE ASSEMBLY</b>		
1	1004395	SHEAVE, 7/8 WIRE ROPE	1	
2	1004396	BEARING, 3 1/2 SHAFT GREASELESS"	2	

WHEN ORDERING PARTS, SPECIFY MODEL NUMBER, SERIAL NUMBER AND DESCRIPTION OF PARTS REQUIRED

---

# BOOM REST INSTALLATION



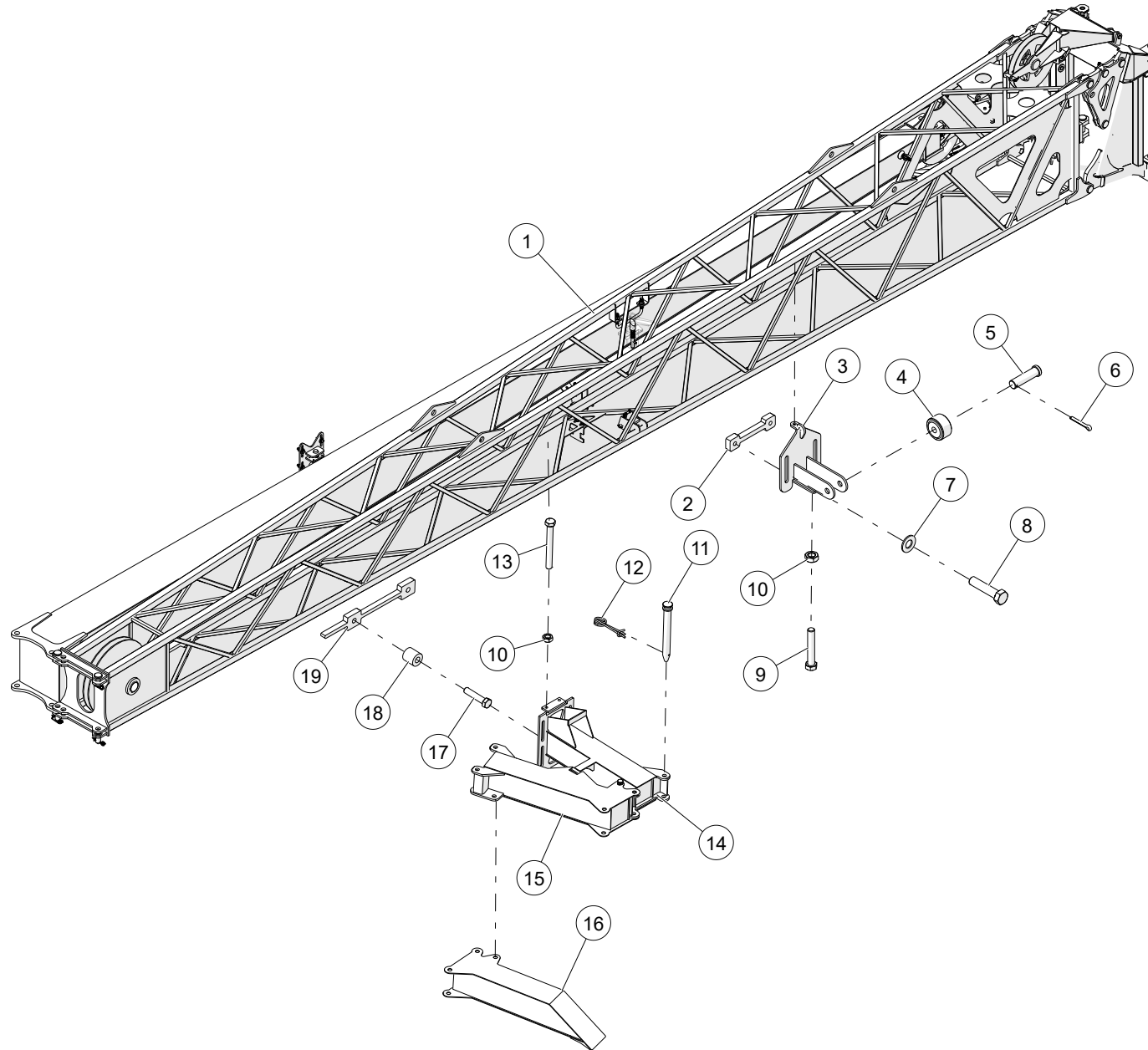
WHEN ORDERING PARTS, SPECIFY MODEL NUMBER, SERIAL NUMBER AND DESCRIPTION OF PARTS REQUIRED

## BOOM REST INSTALLATION

ITEM	PART NUMBER	DESCRIPTION	QUANTITY	NOTES
	<b>1029840</b>	<b>BOOM REST INSTALLATION</b>		
1	1029835	WELDMENT, BOOM REST	1	
2	1029841	WEAR, BOOM REST BASE	1	
3	SH02-C500750M17B0	SHCS C'SUNK HEAD, 10-24 X 9/16 LEN, ZINC	6	
4	1029842	WEAR, BOOM REST SIDE	2	
5	HHCS-C625B00M03Z0	HEX HEAD CAP SCREW, 1/2-13 X 1 3/4 LEN, GR5, ZINC	8	
6	WSH2-X3130008Z0	SAE WASHER, 5/16, GR8, ZN	16	
7	NUT3-C625000M06Z0	NYLON LOCK NUT, 5/8-11, GR8, ZINC	8	

WHEN ORDERING PARTS, SPECIFY MODEL NUMBER, SERIAL NUMBER AND DESCRIPTION OF PARTS REQUIRED



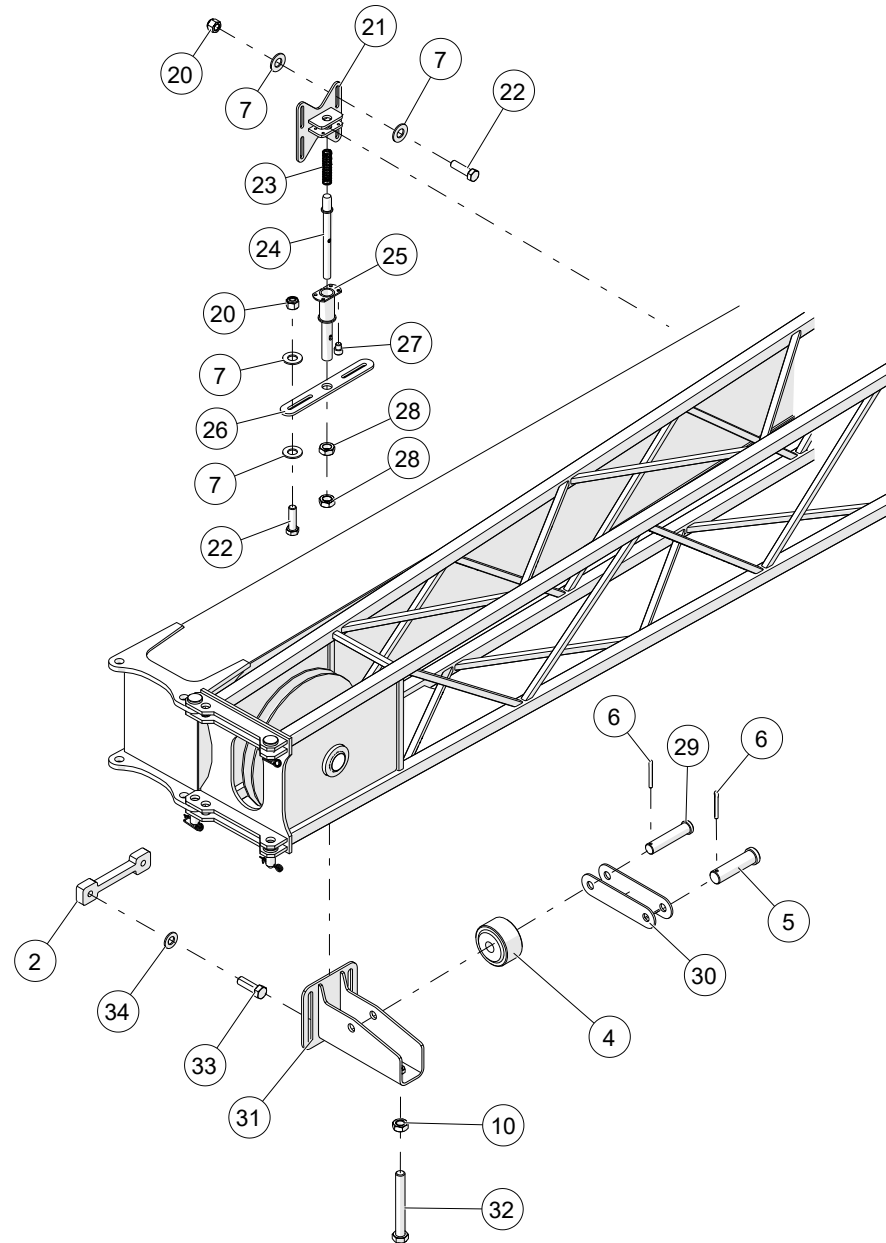


WHEN ORDERING PARTS, SPECIFY MODEL NUMBER, SERIAL NUMBER AND DESCRIPTION OF PARTS REQUIRED

## JIB INSTALLATION

ITEM	PART NUMBER	DESCRIPTION	QUANTITY	NOTES
	<b>1033928</b>	<b>JIB INSTALLATION</b>		
1	<b>1034301</b>	JIB ASSEMBLY 30'-58'	1	SEE PAGE 127
2	1026006	PLATE, NUT 2	4	
3	1026043	WELDMENT, BIFOLD 2	1	
4	1026015	CASTER	3	
5	PIN1-X750B75XZ0	CLEVIS PIN, 3/4 DIA X 2 3/4 LEN, ZINC	2	
6	PIN3-X156A00XZ0	COTTER PIN, 5/32 DIA X 1 LEN, ZINC	3	
7	WSH2-X6250008Z0	SAE WASHER, 5/8, GR8, ZN	12	
8	HHCS-C625B758Z0	HEX HEAD CAP SCREW, 5/8-11 X 2 3/4 LEN, GR8, ZN	4	
9	HHCS-C500C008Z1	HEX HEAD CAP SCREW, 1/2-13 X 3 LEN, GR8, ZN, FULL THREAD	1	
10	NUT2-C5000008Z0	HEX JAM NUT, 1/2-13, GR8, ZN	8	
11	1026016	ROUND, RAMP PIN	4	
12	1026197	COILED BENT-WIRE LOCKING PIN	8	
13	HHCS-C500D508Z1	HEX HEAD CAP SCREW, 1/2-13 X 4 1/2 LEN, GR8, ZN, FULL THREAD	4	
14	1034119	WELDMENT, RAMP 1	1	
15	1034095	WELDMENT, RAMP 2	1	
16	1034112	WELDMENT, RAMP 3	1	
17	HHCS-C750C508Z0	HEX HEAD CAP SCREW, 3/4-10 X 3 1/2 LEN, GR8, ZN	4	
18	1026042	ROUND, BOLT STRETCH	4	
19	1025997	PLATE, NUT 3	2	

WHEN ORDERING PARTS, SPECIFY MODEL NUMBER, SERIAL NUMBER AND DESCRIPTION OF PARTS REQUIRED

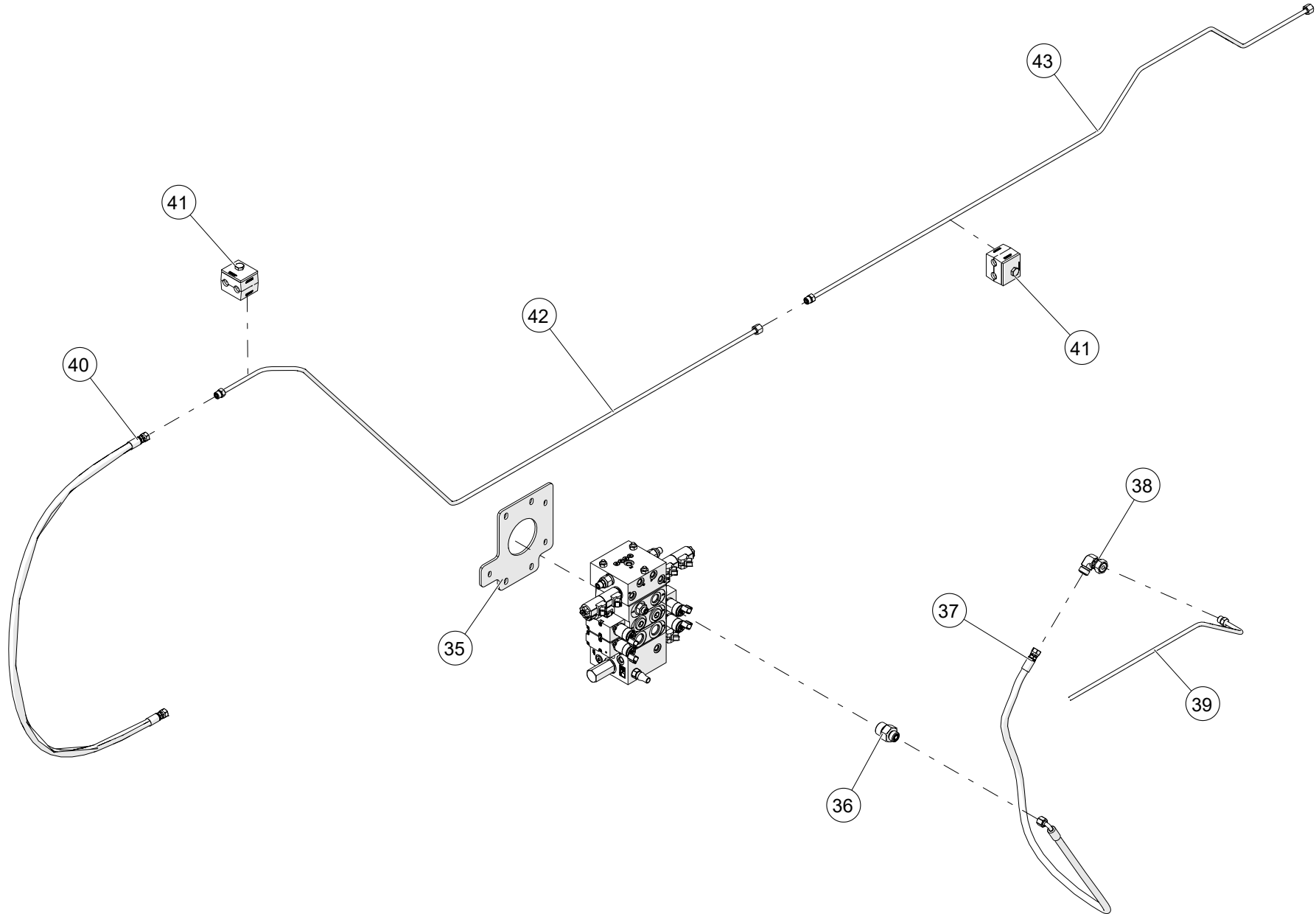


WHEN ORDERING PARTS, SPECIFY MODEL NUMBER, SERIAL NUMBER AND DESCRIPTION OF PARTS REQUIRED

## JIB INSTALLATION

ITEM	PART NUMBER	DESCRIPTION	QUANTITY	NOTES
	<b>1033928</b>	<b>JIB INSTALLATION</b>		
20	NUT3-C5000008Z0	NYLON LOCK NUT, 1/2-13, GR8, ZN	4	
21	1025946	WELDMENT, BIFOLD PIN	1	
22	HHCS-C500A758Z0	HEX HEAD CAP SCREW, 1/2-13 X 1 3/4 LEN, GR8, ZN	4	
23	1026054	COMPRESSION SPRING	1	
24	1026021	ROUND, BIFOLD PIN	1	
25	1026022	WELDMENT, PUSH PULL SPRING PIN	1	
26	1026004	PLATE, BIFOLD PIN	1	
27	SHCS-C375375AB0	SOCKET HEAD CAP SCREW, 3/8-16 X 3/8 LEN, BO	4	
28	NUT2-F6250008Z0	HEX JAM NUT, 5/8-18, GR8, ZN	2	
29	PIN1-X750C50XZ0	CLEVIS PIN, 3/4 DIA X 3 1/2 LEN, ZINC	1	
30	1026027	WELDMENT, 2 CASTER	1	
31	1025991	WELDMENT, BIFOLD 2	1	
32	HHCS-C500D008Z1	HEX HEAD CAP SCREW, 1/2-13 X 4 LEN, GR8, ZN, FULL THREAD	2	
33	HHCS-C563A758R0	HEX HEAD CAP SCREW, 9/16-12 X 1 3/4 LEN, GR8, NF	4	
34	WSH2-X5630008Z0	SAE WASHER, 9/16, GR8, ZN	4	

WHEN ORDERING PARTS, SPECIFY MODEL NUMBER, SERIAL NUMBER AND DESCRIPTION OF PARTS REQUIRED



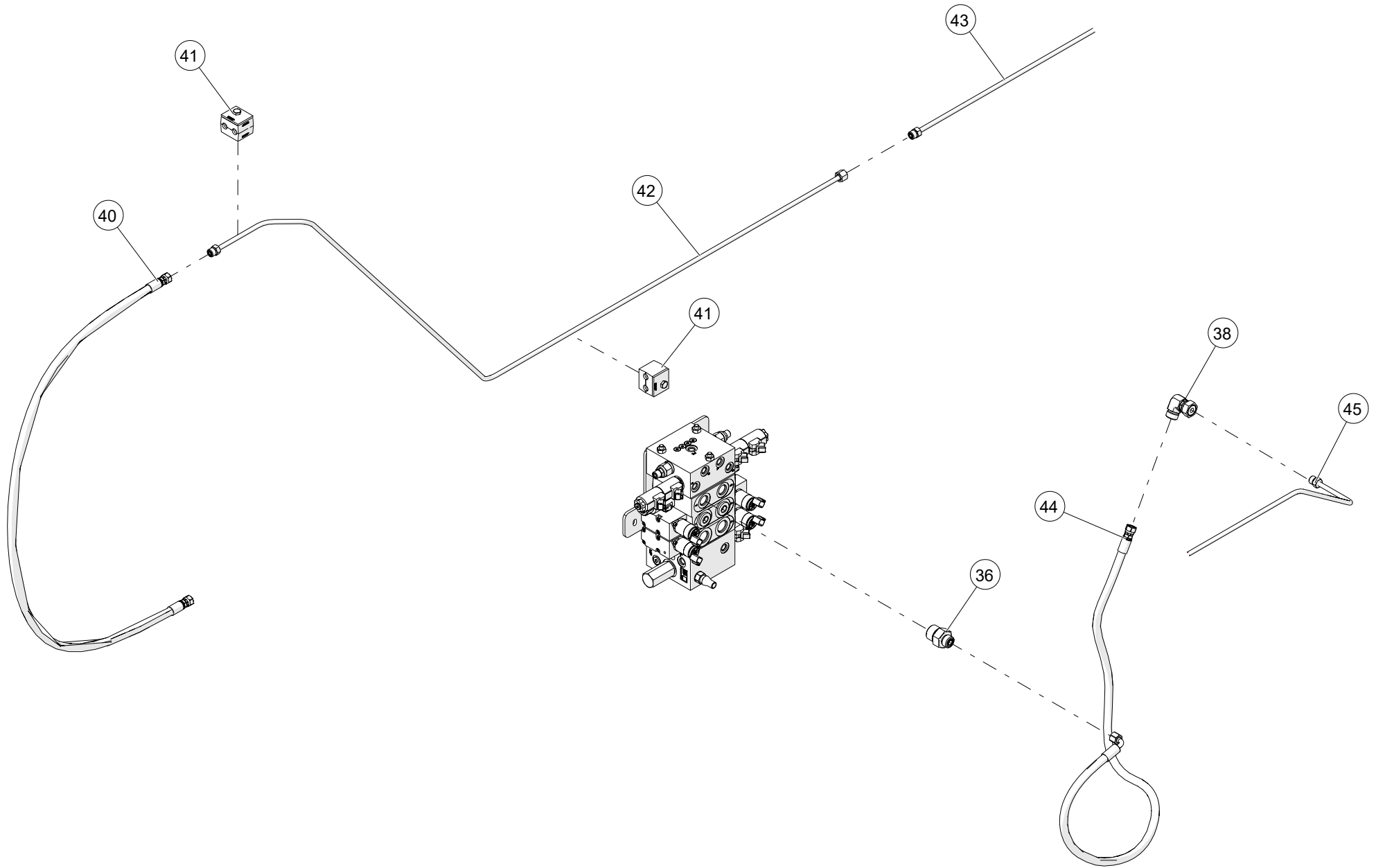
WHEN ORDERING PARTS, SPECIFY MODEL NUMBER, SERIAL NUMBER AND DESCRIPTION OF PARTS REQUIRED

## JIB INSTALLATION

ITEM	PART NUMBER	DESCRIPTION	QUANTITY	NOTES
	<b>1033928</b>	<b>JIB INSTALLATION</b>		
35	1030883	PLATE, SWING VALVE	1	
36	1010074	ADAPTER, MOFS-6/MORB-10	2	
37	1034138	HOSE, -6, 3000, FOFS-6/90 FOFS-6	1	
38	1013930	ELBOW, 90, MOFS-6/FOFS-6	2	
39	1034008	TUBE, -6, 3000, MOFS-6/MOFS-6	1	
40	1027850	HOSE, -6, 3000, FOFS-6/ FOFS-6	1	
41	1027864	TUBE CLAMP, TWIN SERIES	14	
42	1033979	TUBE, -6,3000, MOFS-6/FOFS-6	1	
43	1035304	TUBE, -6, 3000, MOFS-6/ FOFS-6	1	

WHEN ORDERING PARTS, SPECIFY MODEL NUMBER, SERIAL NUMBER AND DESCRIPTION OF PARTS REQUIRED

# JIB INSTALLATION



WHEN ORDERING PARTS, SPECIFY MODEL NUMBER, SERIAL NUMBER AND DESCRIPTION OF PARTS REQUIRED

## JIB INSTALLATION

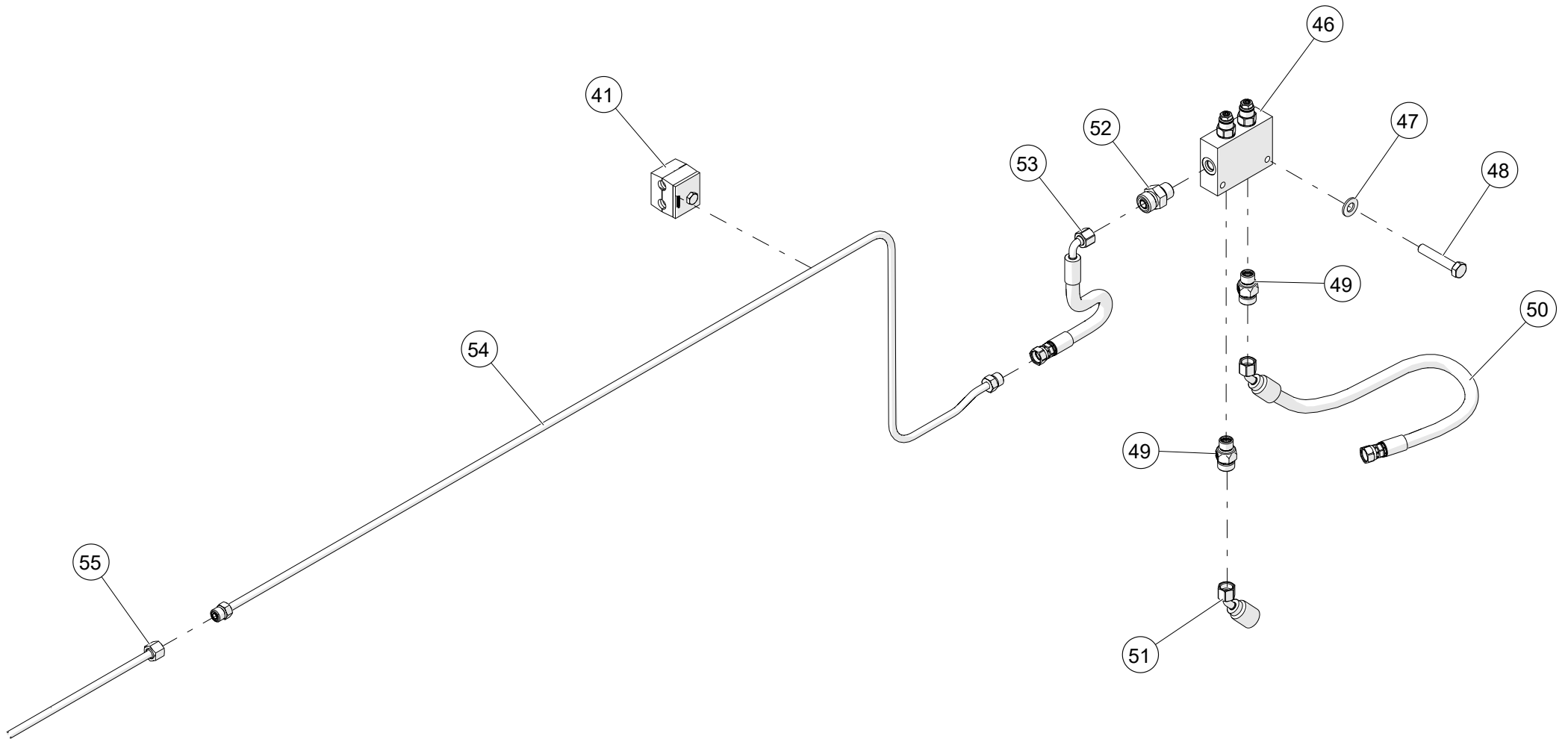
---

ITEM	PART NUMBER	DESCRIPTION	QUANTITY	NOTES
	<b>1033928</b>	<b>JIB INSTALLATION</b>		
44	1034135	HOSE, -6, 3000, FOFS-6/90 FOFS-6	1	
45	1034012	TUBE, -6, 3000, MOFS-6/ MOFS-6	1	

WHEN ORDERING PARTS, SPECIFY MODEL NUMBER, SERIAL NUMBER AND DESCRIPTION OF PARTS REQUIRED

---





WHEN ORDERING PARTS, SPECIFY MODEL NUMBER, SERIAL NUMBER AND DESCRIPTION OF PARTS REQUIRED

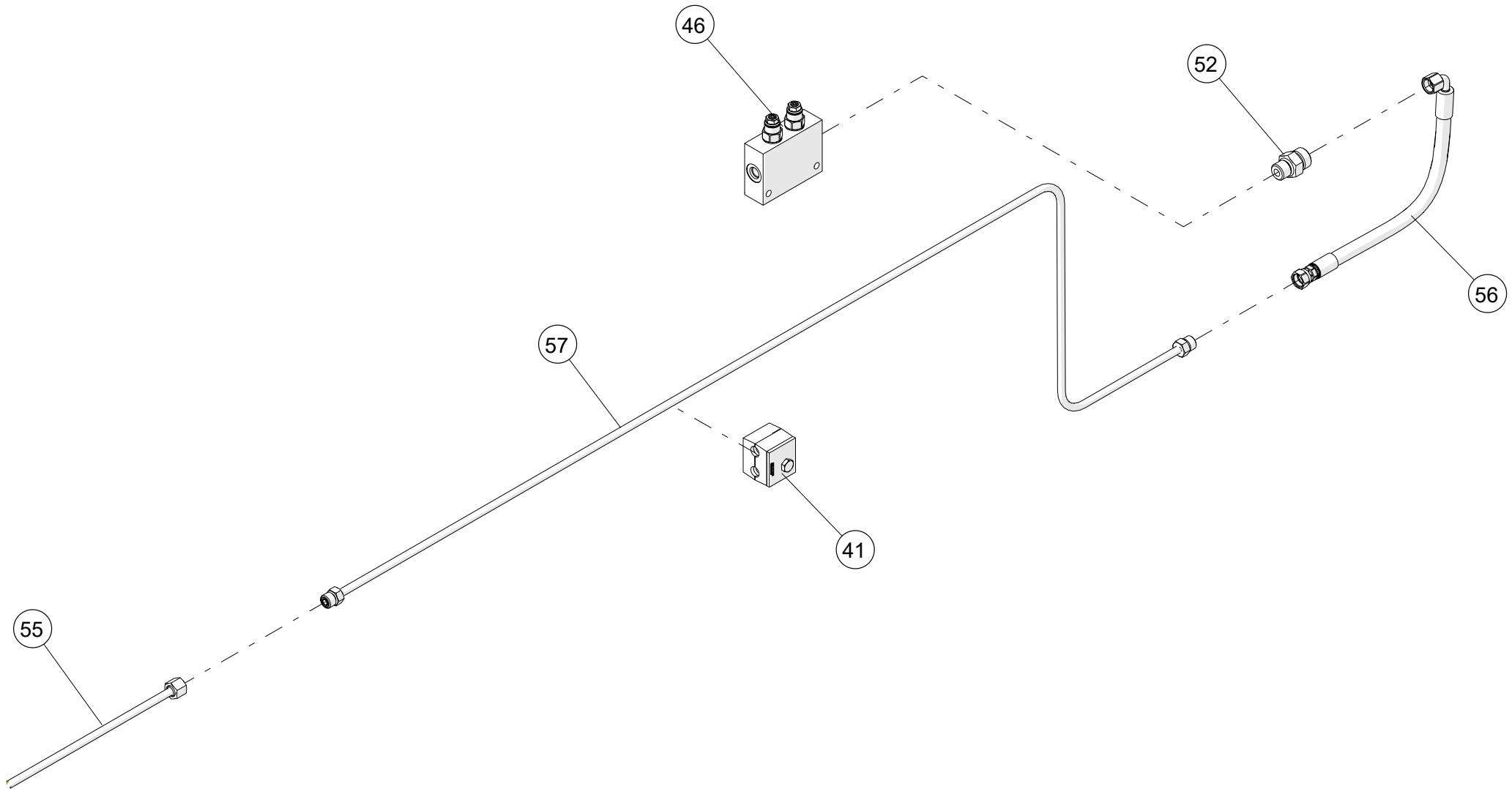
## JIB INSTALLATION

ITEM	PART NUMBER	DESCRIPTION	QUANTITY	NOTES
	<b>1033928</b>	<b>JIB INSTALLATION</b>		
46	1036574	VALVE, DUAL COUNTERBALANCE 3000 PSI 3:1	1	
47	WSH2-X3130008Z0	SAE WASHER, 5/16, GR8, ZN	3	
48	HHCS-F625B008R0	HEX HEAD CAP SCREW, 5/16-18 X 1 3/4 LEN, GR8, ZN	2	
49	1008295	VALVE, ORIFICE, MOFS-6/CHECK-5/MORB-6	2	
50	1027925	HOSE, -6, 3000, FOFS-6SW / 45FOFS-6SW, 23.25	1	
51	1027926	HOSE, -6, 3000, FOFS-6SW / 45FOFS-6SW, 38	1	
52	1010071	ADAPTER, MOFS-6/MORB-6	4	
53	1027923	HOSE, -6, 3000, FOFS-6SW / 90FOFS-6SW, 12	1	
54	1027817	TUBE, -6, 3000, MOFS-6/ MOFS-6	1	
55	1027819	TUBE, -6, 3000, MOFS-6/ FOFS-6	2	

WHEN ORDERING PARTS, SPECIFY MODEL NUMBER, SERIAL NUMBER AND DESCRIPTION OF PARTS REQUIRED

# JIB INSTALLATION

---



WHEN ORDERING PARTS, SPECIFY MODEL NUMBER, SERIAL NUMBER AND DESCRIPTION OF PARTS REQUIRED

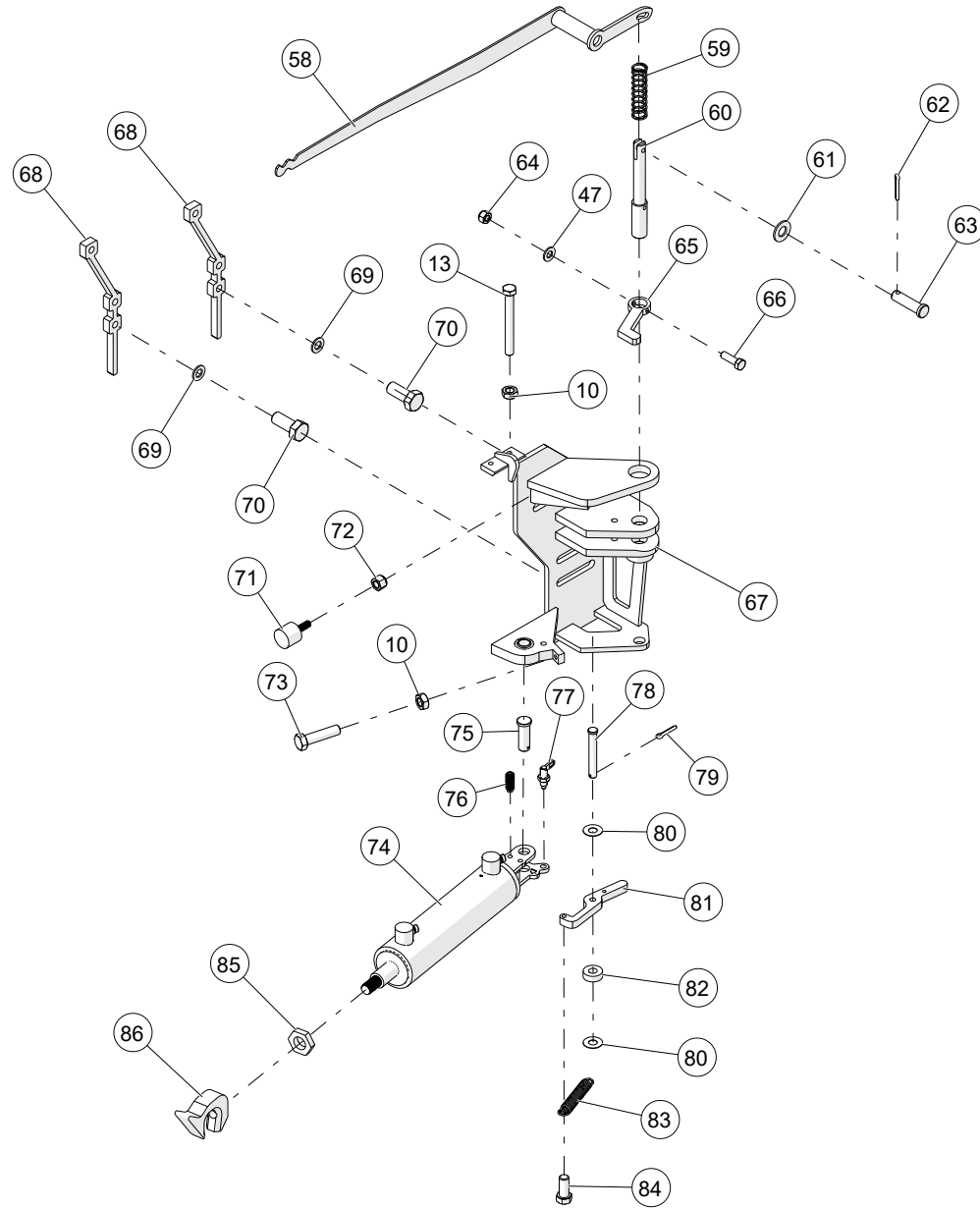
## JIB INSTALLATION

---

ITEM	PART NUMBER	DESCRIPTION	QUANTITY	NOTES
	<b>1033928</b>	<b>JIB INSTALLATION</b>		
56	1027924	HOSE, -6, 3000, FOFS-6SW / 90FOFS-6SW, 17.75	1	
57	1027815	TUBE, -6, 3000, MOFS-6 /MOFS-6	1	

---

WHEN ORDERING PARTS, SPECIFY MODEL NUMBER, SERIAL NUMBER AND DESCRIPTION OF PARTS REQUIRED

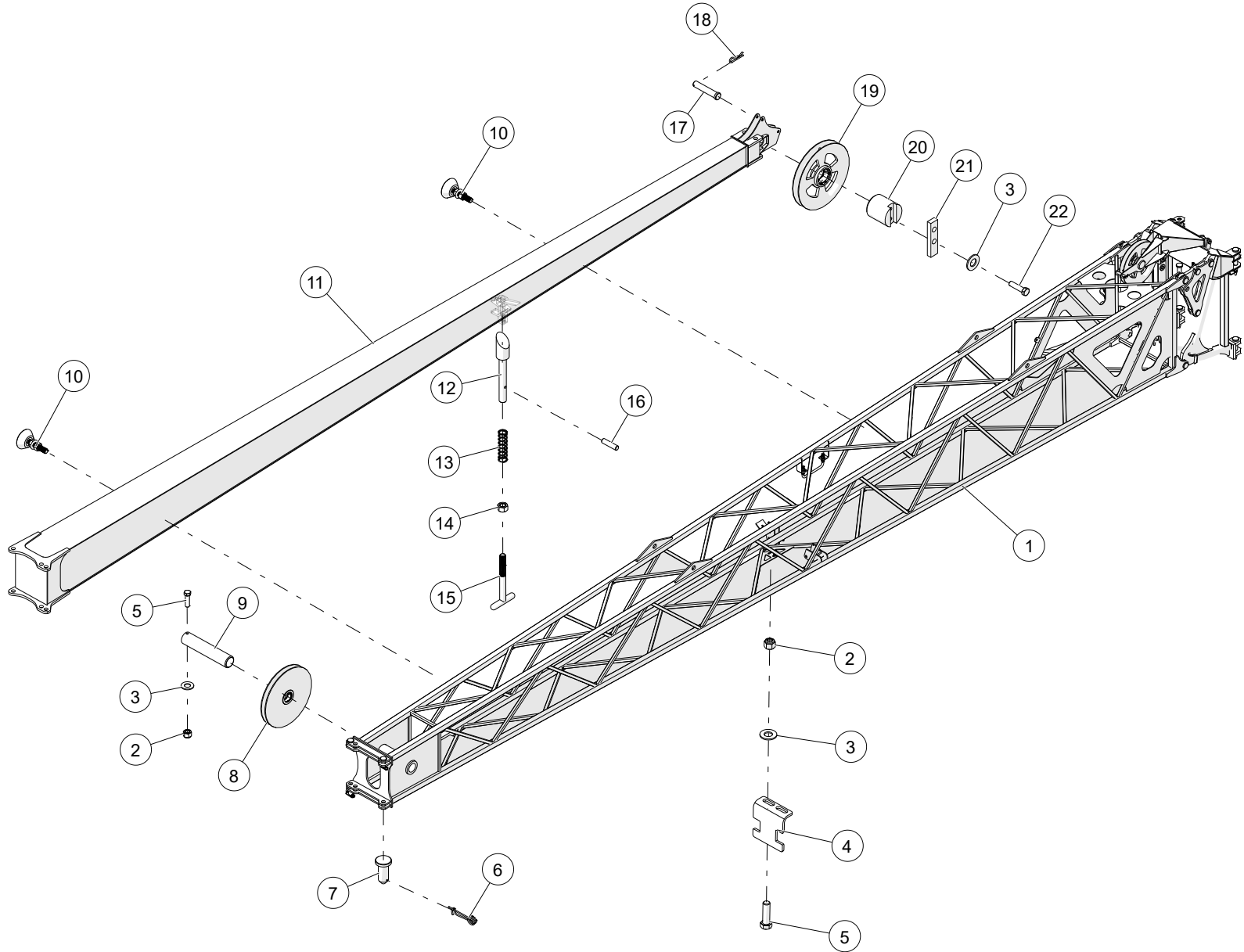


WHEN ORDERING PARTS, SPECIFY MODEL NUMBER, SERIAL NUMBER AND DESCRIPTION OF PARTS REQUIRED

## JIB INSTALLATION

ITEM	PART NUMBER	DESCRIPTION	QUANTITY	NOTES
	<b>1033928</b>	<b>JIB INSTALLATION</b>		
58	1025971	WELDMENT, PIVOT HANDLE	1	
59	1026056	COMPRESSION SPRING	1	
60	1026001	ROUND, 2ND PIVOT	1	
61	WSH2-X3750008Z0	SAE WASHER, 3/8, GR8, ZN	1	
62	PIN3-X125750XZ0	COTTER PIN, 1/8 DIA X 3/4 LEN, ZINC	1	
63	PIN1-X375A37XZ0	CLEVIS PIN, 3/8 DIA X 1 3/8 LEN, ZINC	1	
64	NUT3-C3130008Z0	NYLON LOCK NUT, 5/16-18, GR8, ZN	1	
65	1025995	PLATE, 2ND PIVOT SPRING BASE	1	
66	HHCS-C625B008Z0	HEX HEAD CAP SCREW, 5/8-11 X 2 LEN, GR8, ZN	1	
67	1025975	WELDMENT, 2ND PIVOT	1	
68	1026053	PLATE, NUT 4	2	
69	WSH2-X7500008Z0	SAE WASHER, 3/4, GR8, ZN	6	
70	HHCS-C750A758Z0	HEX HEAD CAP SCREW, 3/4-10 X 1 3/4 LEN, GR8, ZN	6	
71	1026002	THREADED STUD BUMPER	1	
72	NUT3-C3750008Z0	NYLON LOCK NUT, 3/8-16, GR8, ZN	1	
73	HHCS-C500B008R1	HEX HEAD CAP SCREW, 1/2-13 X 2 LEN, GR8, NF, FULL THREAD	1	
74	1026031	JIB DEPLOYMENT CYLINDER	1	
75	1025998	ROUND, CASTER PIN	1	
76	1026003	EXTENDED TIP SET SCREW, 1/2-13 UNC	2	
77	1026038	CAM ACTION INDEXING PLUNGER	1	
78	PIN1-X500C50XZ0	CLEVIS PIN, 1/2 DIA X 3 1/2 LEN, ZINC	2	
79	PIN3-X156750XZ0	COTTER PIN, 5/32 DIA X 3/4 LEN, ZINC	2	
80	1026049	SMALL SHIM	4	
81	1026000	PLATE, SPRING STOP	1	
82	1026048	LARGE SHIM	1	
83	1026026	TENSION SPRING	1	
84	HHCS-C438A008Z0	HEX HEAD CAP SCREW, 7/16-14 X 1 LEN, GR8, ZN	1	
85	1026059	PLATE, CYLINDER NUT	1	
86	1025999	PLATE, CYLINDER HOOK	1	

WHEN ORDERING PARTS, SPECIFY MODEL NUMBER, SERIAL NUMBER AND DESCRIPTION OF PARTS REQUIRED



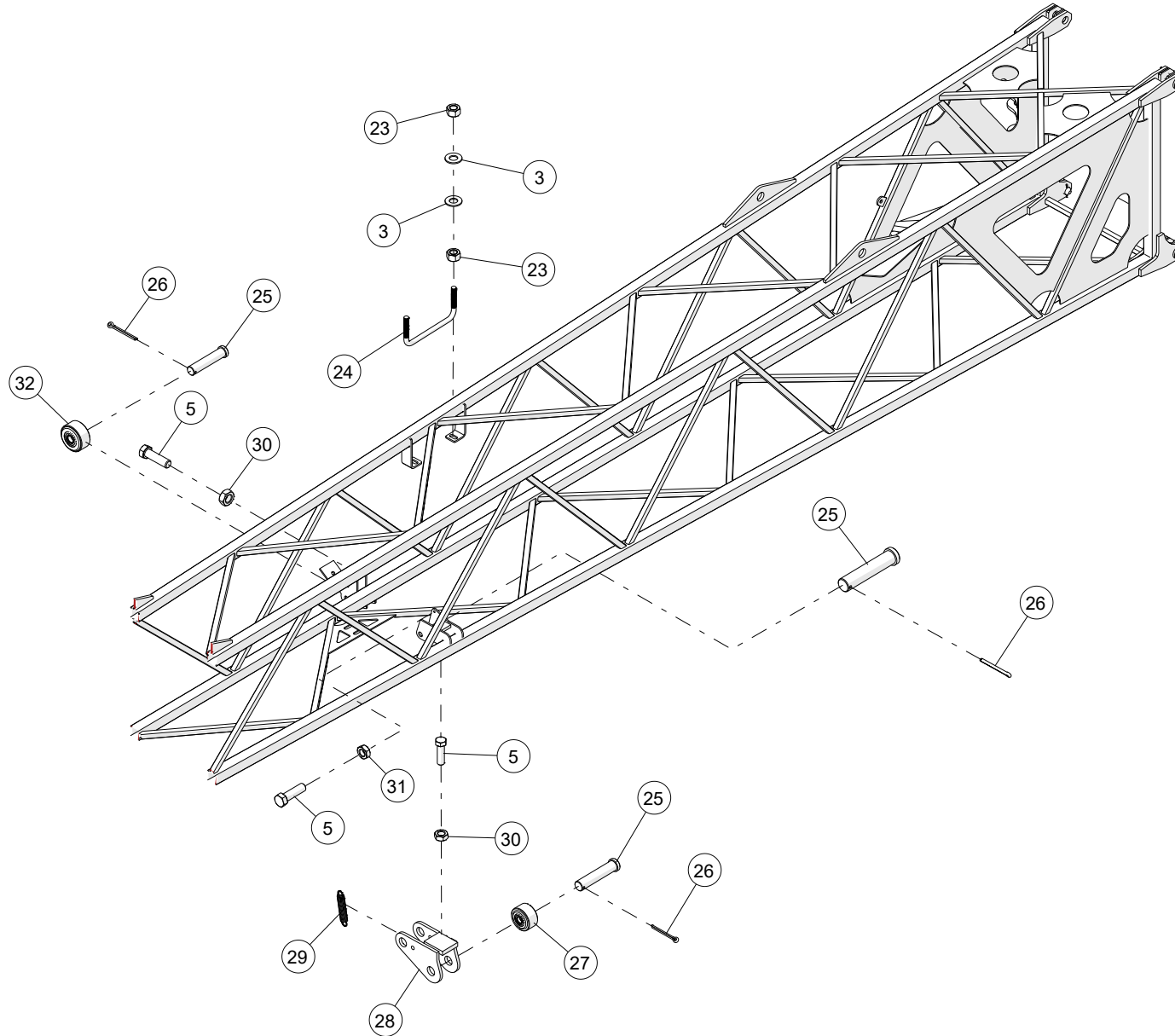
WHEN ORDERING PARTS, SPECIFY MODEL NUMBER, SERIAL NUMBER AND DESCRIPTION OF PARTS REQUIRED

## JIB ASSEMBLY 30-58

ITEM	PART NUMBER	DESCRIPTION	QUANTITY	NOTES
	<b>1034301</b>	<b>JIB ASSEMBLY 30-58</b>		
1	1025900	WELDMENT, JIB BASE 30 FT	1	
2	NUT3-C5000008Z0	NYLON LOCK NUT, 1/2-13, GR8, ZN	5	
3	WSH2-X6250008Z0	SAE WASHER, 5/8, GR8, ZN	15	
4	1026020	PLATE, JIB SIDE LOCKING	1	
5	HHCS-C438A508Z0	HEX HEAD CAP SCREW, 7/16-14 X 1 1/2 LEN, GR8, ZN	7	
6	1026197	COILED BENT-WIRE LOCKING PIN	7	
7	1026195	ROUND, SHORT JIB ATTACHMENT PIN	10	
8	<b>1025315</b>	BOOM HEAD SHEAVE ASSEMBLY	1	SEE PAGE 135
9	1025320	PIN, JIB HEAD SHEAVE	1	
10	1026063	VIBRATION DAMPING MOUNT	3	
11	1025924	WELDMENT, JIB BI-FOLD	1	
12	1026018	ROUND, BIFOLD-JIB ATTACHMENT PIN	1	
13	1026055	COMPRESSION SPRING	1	
14	NUT1-C3750008Z0	HEX NUT, 3/8-16, GR8, ZN	1	
15	1027839	T-HANDLE BOLT	1	
16	1026019	ROUND, BIFOLD-JIB ATTACHMENT GUIDE	1	
17	PIN1-X750C75XZ0	CLEVIS PIN, 3/4 DIA X 3 3/4 LEN, ZINC	8	
18	PIN2-X125B00YZ0	HAIRPIN, 1/8 DIA X 2 LEN, ZINC	5	
19	<b>1004432</b>	BOOM HEAD SHEAVE ASSEMBLY	2	SEE PAGE 137
20	1025734	PIN, 3.00 DIA X 3.375 LEN	2	
21	1025735	BAR, PIN KEEPER	2	
22	HHCS-C500B008Z0	HEX HEAD CAP SCREW, 1/2-13 X 2 LEN, GR8, ZN	4	

WHEN ORDERING PARTS, SPECIFY MODEL NUMBER, SERIAL NUMBER AND DESCRIPTION OF PARTS REQUIRED



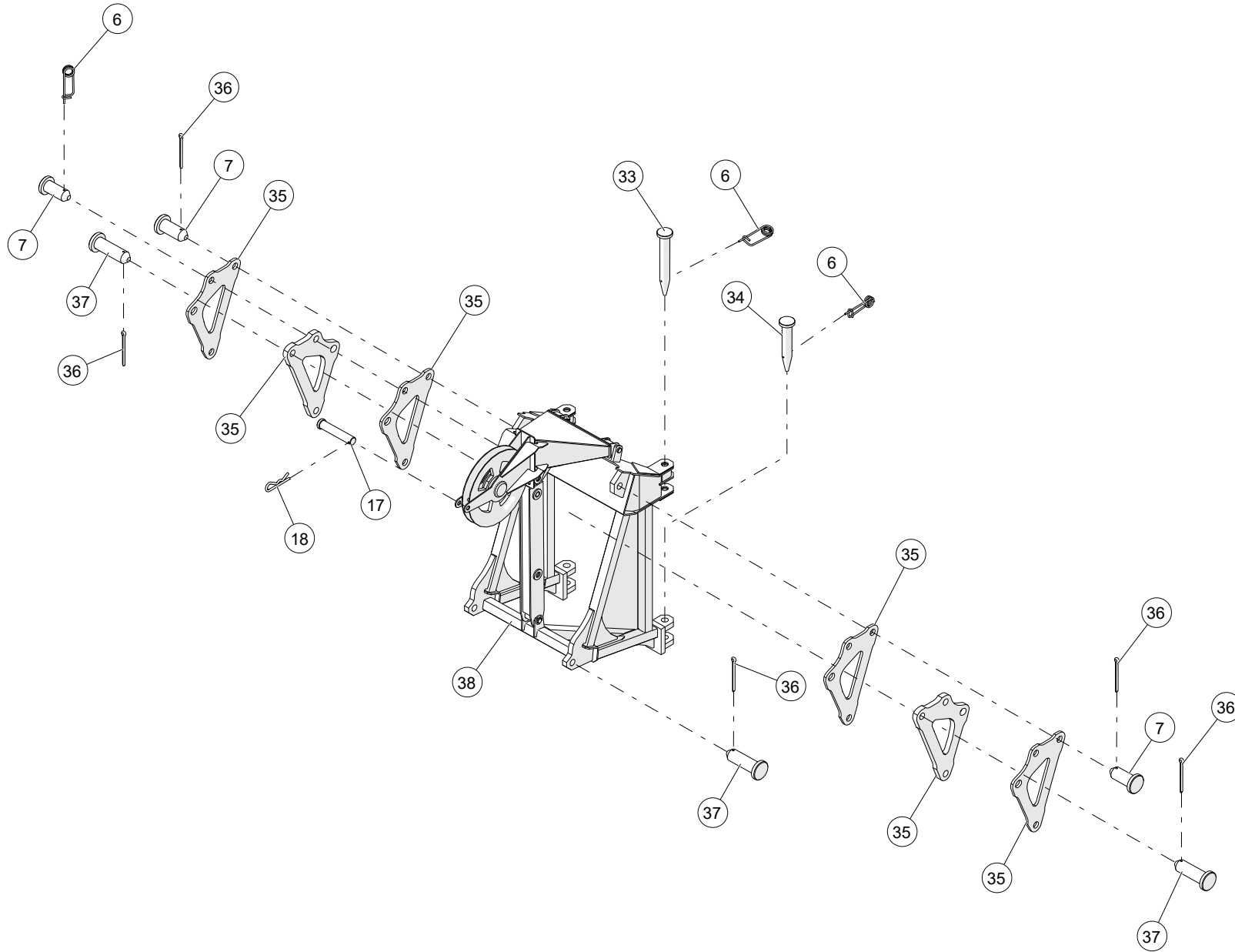


WHEN ORDERING PARTS, SPECIFY MODEL NUMBER, SERIAL NUMBER AND DESCRIPTION OF PARTS REQUIRED

## JIB ASSEMBLY 30-58

ITEM	PART NUMBER	DESCRIPTION	QUANTITY	NOTES
	<b>1034301</b>	<b>JIB ASSEMBLY 30-58</b>		
23	NUT1-C6250008M0	HEX NUT, 5/8-11, GR8, MA	4	
24	1026017	ROUND, BIFOLD-JIB ATTACHMENT	1	
25	1026051	CLEVIS PIN	3	
26	PIN3-X125A25XZ0	COTTER PIN, 1/8 DIA X 1 1/4 LEN, ZINC	7	
27	1026007	REAR CASTER ASSM	1	
28	1026064	WELDMENT, REAR CASTER	1	
29	1026030	TENSION SPRING	1	
30	NUT2-C5000008Z0	HEX JAM NUT, 1/2-13, GR8, ZN	2	
31	NUT2-C3750008Z0	HEX JAM NUT, 3/8-16, GR8, ZN	2	
32	1026011	METAL CASTER	1	

WHEN ORDERING PARTS, SPECIFY MODEL NUMBER, SERIAL NUMBER AND DESCRIPTION OF PARTS REQUIRED

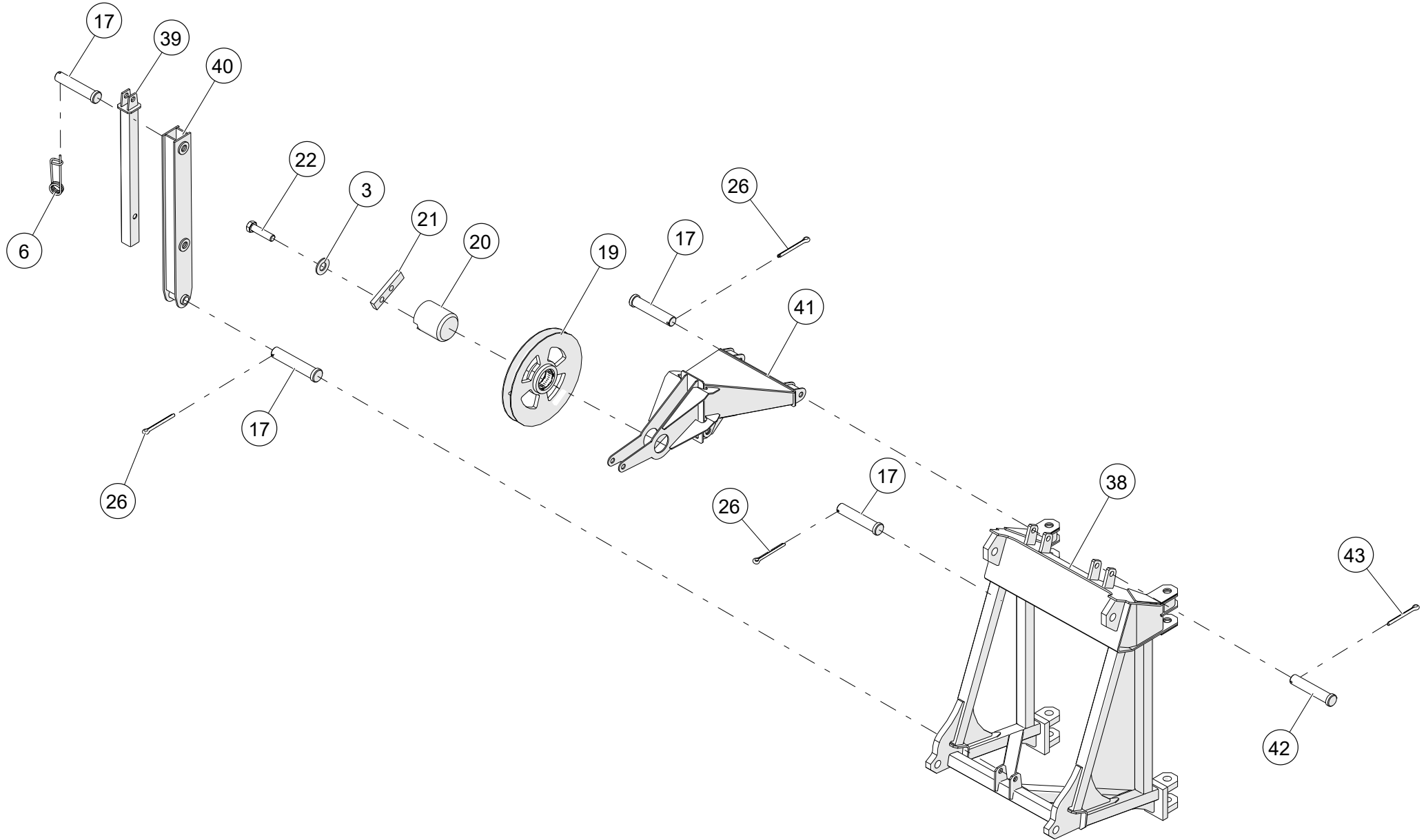


WHEN ORDERING PARTS, SPECIFY MODEL NUMBER, SERIAL NUMBER AND DESCRIPTION OF PARTS REQUIRED

## JIB ASSEMBLY 30-58

ITEM	PART NUMBER	DESCRIPTION	QUANTITY	NOTES
	<b>1034301</b>	<b>JIB ASSEMBLY 30-58</b>		
33	1034299	ROUND, JIB PIN	2	
34	1026198	ROUND, JIB PIN	2	
35	1025351	PLATE, THIN JIB OFFSET LINK	4	
36	PIN3-X156B00XZ0	COTTER PIN, 5/32 DIA X 2 LEN, ZINC	8	
37	1026196	ROUND, JIB OFFSET PIN	4	
38	1034253	WELDMENT, JIB ADAPTOR FRAME	1	

WHEN ORDERING PARTS, SPECIFY MODEL NUMBER, SERIAL NUMBER AND DESCRIPTION OF PARTS REQUIRED



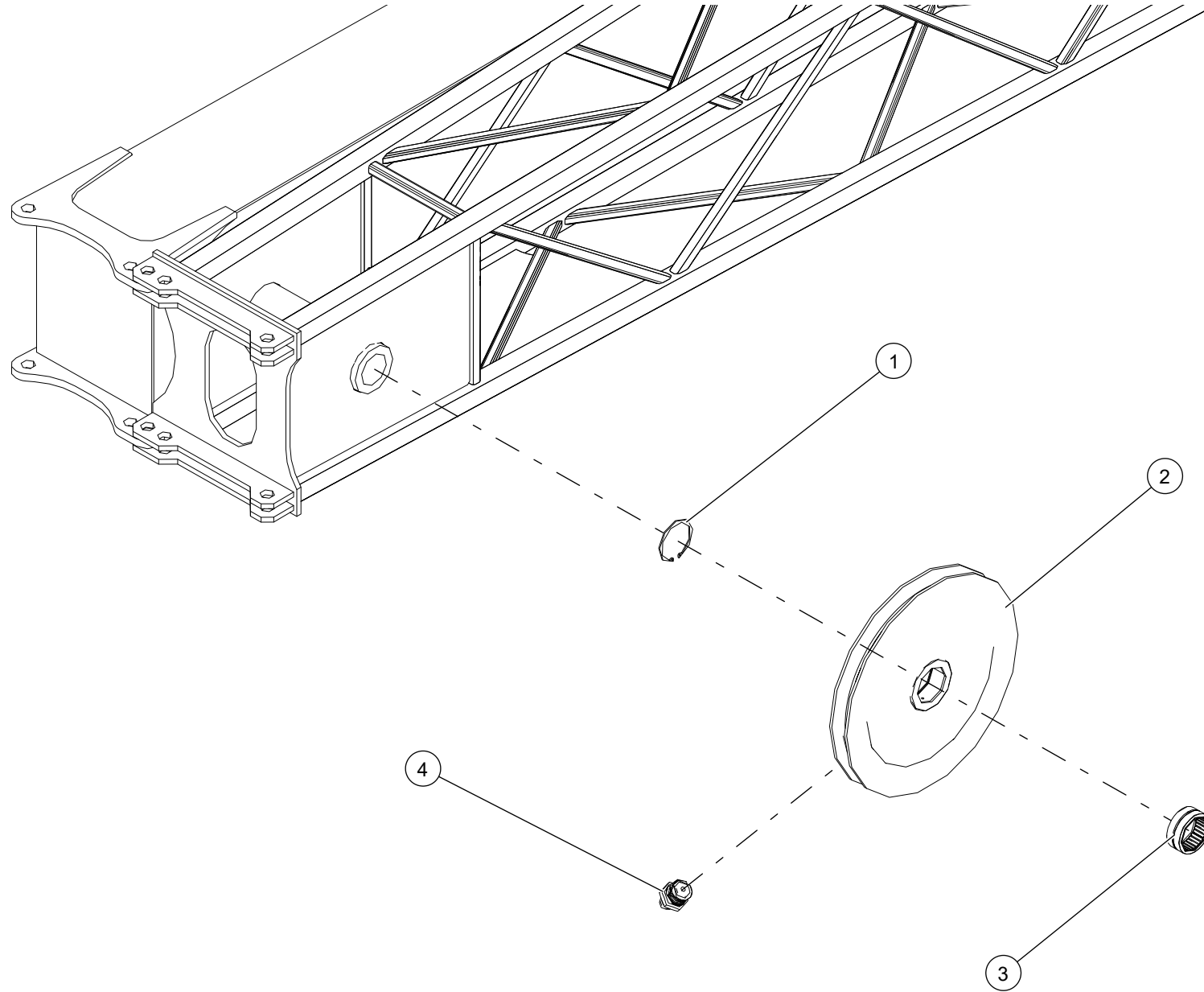
WHEN ORDERING PARTS, SPECIFY MODEL NUMBER, SERIAL NUMBER AND DESCRIPTION OF PARTS REQUIRED

## JIB ASSEMBLY 30-58

ITEM	PART NUMBER	DESCRIPTION	QUANTITY	NOTES
	<b>1034301</b>	<b>JIB ASSEMBLY 30-58</b>		
39	1027831	WELDMENT, INNER KICKSTAND	1	
40	1027835	WELDMENT, OUTER KICKSTAND	1	
41	1025441	WELDMENT, JIB FLIP SHEAVE	1	
42	PIN1-X750C75M24Z0	CLEVIS PIN, 3/4 DIA X 3 3/4 LEN, ZINC	1	
43	PIN3-X047500XZ0	COTTER PIN, 1/8 DIA X 1 1/4 LEN, ZINC	1	

WHEN ORDERING PARTS, SPECIFY MODEL NUMBER, SERIAL NUMBER AND DESCRIPTION OF PARTS REQUIRED

# BOOM HEAD SHEAVE ASSEMBLY



WHEN ORDERING PARTS, SPECIFY MODEL NUMBER, SERIAL NUMBER AND DESCRIPTION OF PARTS REQUIRED

## BOOM HEAD SHEAVE ASSEMBLY

---

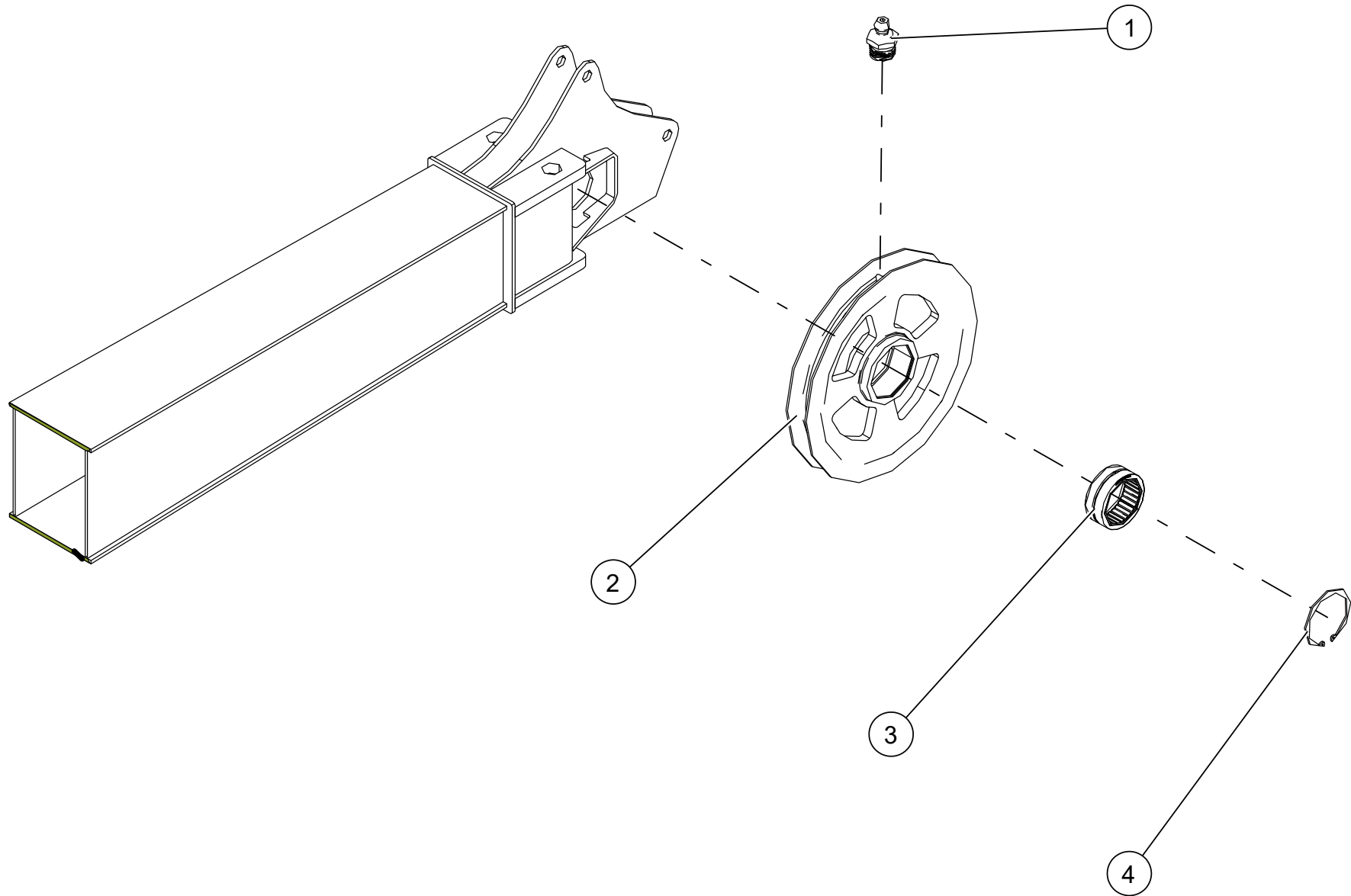
ITEM	PART NUMBER	DESCRIPTION	QUANTITY	NOTES
	<b>1025315</b>	<b>BOOM HEAD SHEAVE ASSEMBLY</b>		
1	RET2-XC75000XZ0	INTERNAL RETAINING RING, 3-3/4 BORE, ZN	1	
2	1026193	JIB SHEAVE	1	
3	1005430	ROLLER BEARING	1	
4	1004435	GREASE ZERK, STR 1/8 PTF MALE	1	

WHEN ORDERING PARTS, SPECIFY MODEL NUMBER, SERIAL NUMBER AND DESCRIPTION OF PARTS REQUIRED

---



# BOOM HEAD SHEAVE ASSEMBLY



WHEN ORDERING PARTS, SPECIFY MODEL NUMBER, SERIAL NUMBER AND DESCRIPTION OF PARTS REQUIRED

## BOOM HEAD SHEAVE ASSEMBLY

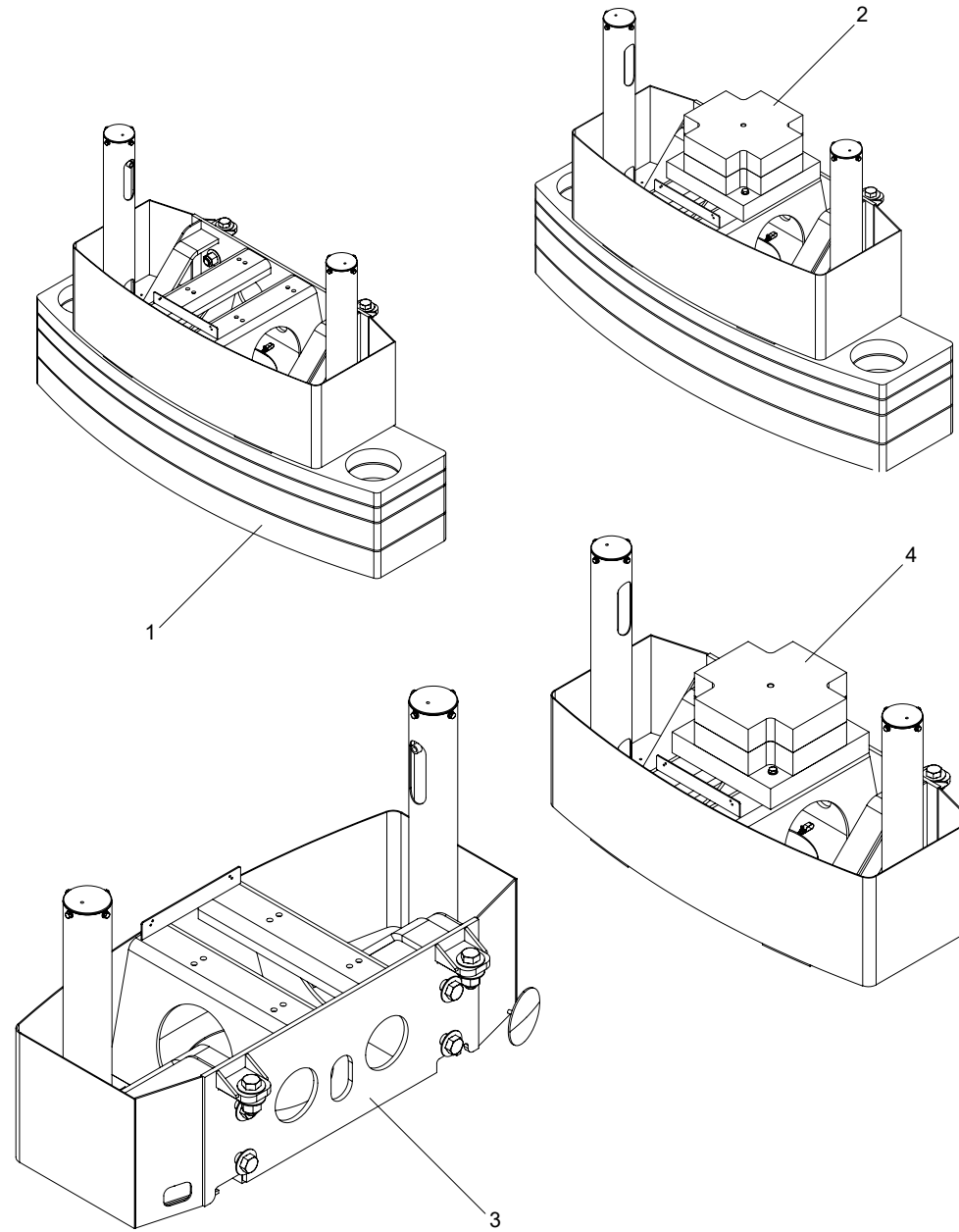
---

ITEM	PART NUMBER	DESCRIPTION	QUANTITY	NOTES
	<b>1004432</b>	<b>BOOM HEAD SHEAVE ASSEMBLY</b>		
1	1004435	GREASE ZERK, STR 1/8 PTF MALE	1	
2	1004433	SHEAVE, BOOM HEAD	1	
3	1005430	ROLLER BEARING	1	
4	RET2-XC75000XZ0	INTERNAL RETAINING RING, 3-3/4 BORE, ZN	1	

WHEN ORDERING PARTS, SPECIFY MODEL NUMBER, SERIAL NUMBER AND DESCRIPTION OF PARTS REQUIRED

---

# COUNTERWEIGHT OPTIONS



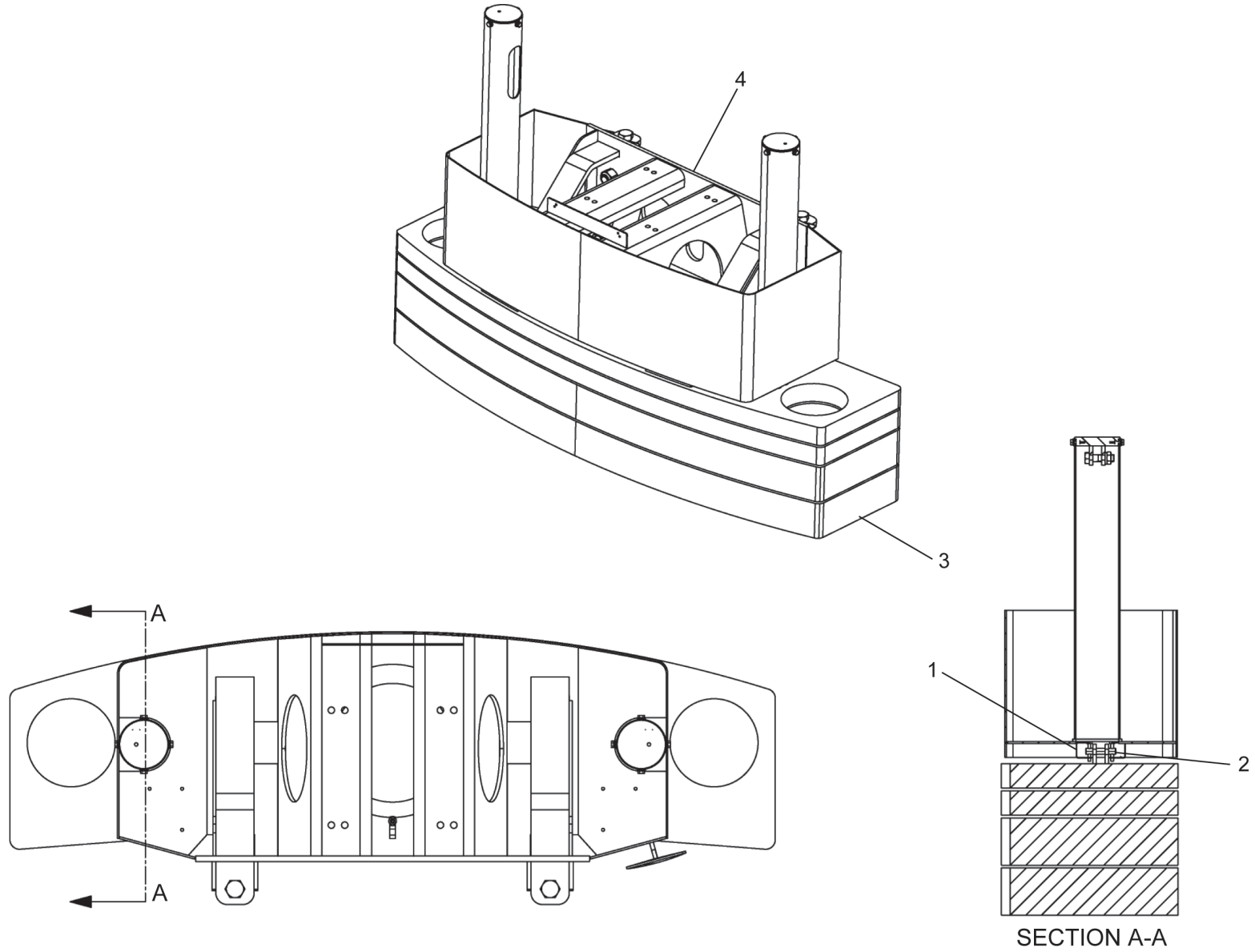
WHEN ORDERING PARTS, SPECIFY MODEL NUMBER, SERIAL NUMBER AND DESCRIPTION OF PARTS REQUIRED

## COUNTERWEIGHT OPTIONS

---

ITEM	PART NUMBER	DESCRIPTION	QUANTITY	NOTES
	<b>1008818</b>	<b>XO COUNTERWEIGHT OPTIONS</b>		
1	<b>T130315</b>	COUNTERWEIGHT, 15000#	1	SEE PAGE 141
2	<b>T130316</b>	COUNTERWEIGHT, 16000# W/O AUX WINCH	1	SEE PAGE 151
3	<b>T132398</b>	COUNTERWEIGHT ASSEMBLY, 3000 LBS	1	SEE PAGE 145
4	<b>1027156</b>	CTWT ASSEMBLY, 3000 LB W/O AUX WINCH	1	SEE PAGE 153

WHEN ORDERING PARTS, SPECIFY MODEL NUMBER, SERIAL NUMBER AND DESCRIPTION OF PARTS REQUIRED



WHEN ORDERING PARTS, SPECIFY MODEL NUMBER, SERIAL NUMBER AND DESCRIPTION OF PARTS REQUIRED

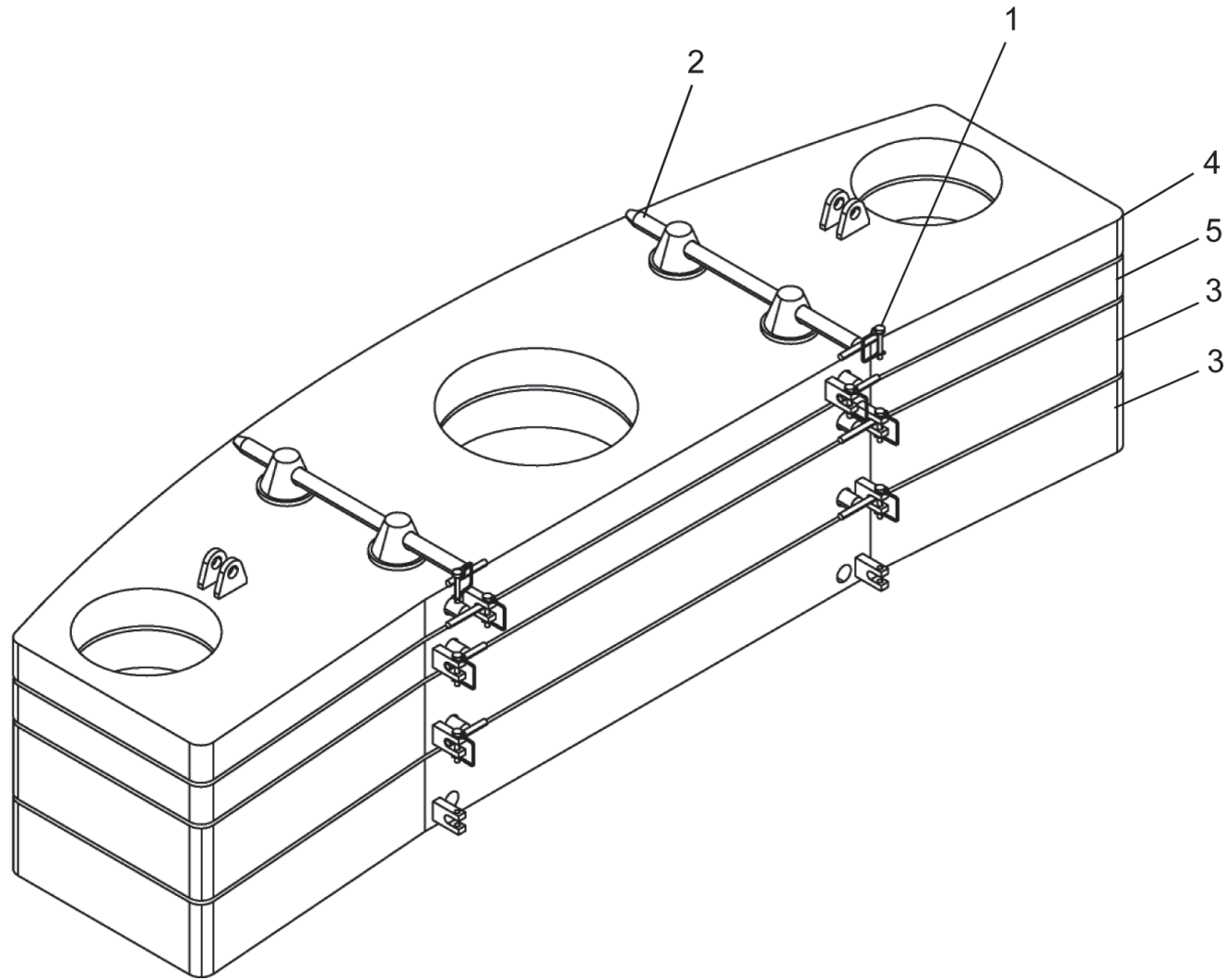
## COUNTERWEIGHT, 15000#

---

ITEM	PART NUMBER	DESCRIPTION	QUANTITY	NOTES
	<b>T130315</b>	<b>COUNTERWEIGHT, 15000#</b>		
1	1222-352	PIN SAFETY SNAP	4	
2	717-0309	PIN, CTWT CYL.	2	
3	<b>722A0195</b>	COUNTERWEIGHT KIT	1	SEE PAGE 143
4	<b>T132398</b>	COUNTERWEIGHT KIT ASSEMBLY, 3000 LBS	1	SEE PAGE 145

WHEN ORDERING PARTS, SPECIFY MODEL NUMBER, SERIAL NUMBER AND DESCRIPTION OF PARTS REQUIRED

---



WHEN ORDERING PARTS, SPECIFY MODEL NUMBER, SERIAL NUMBER AND DESCRIPTION OF PARTS REQUIRED

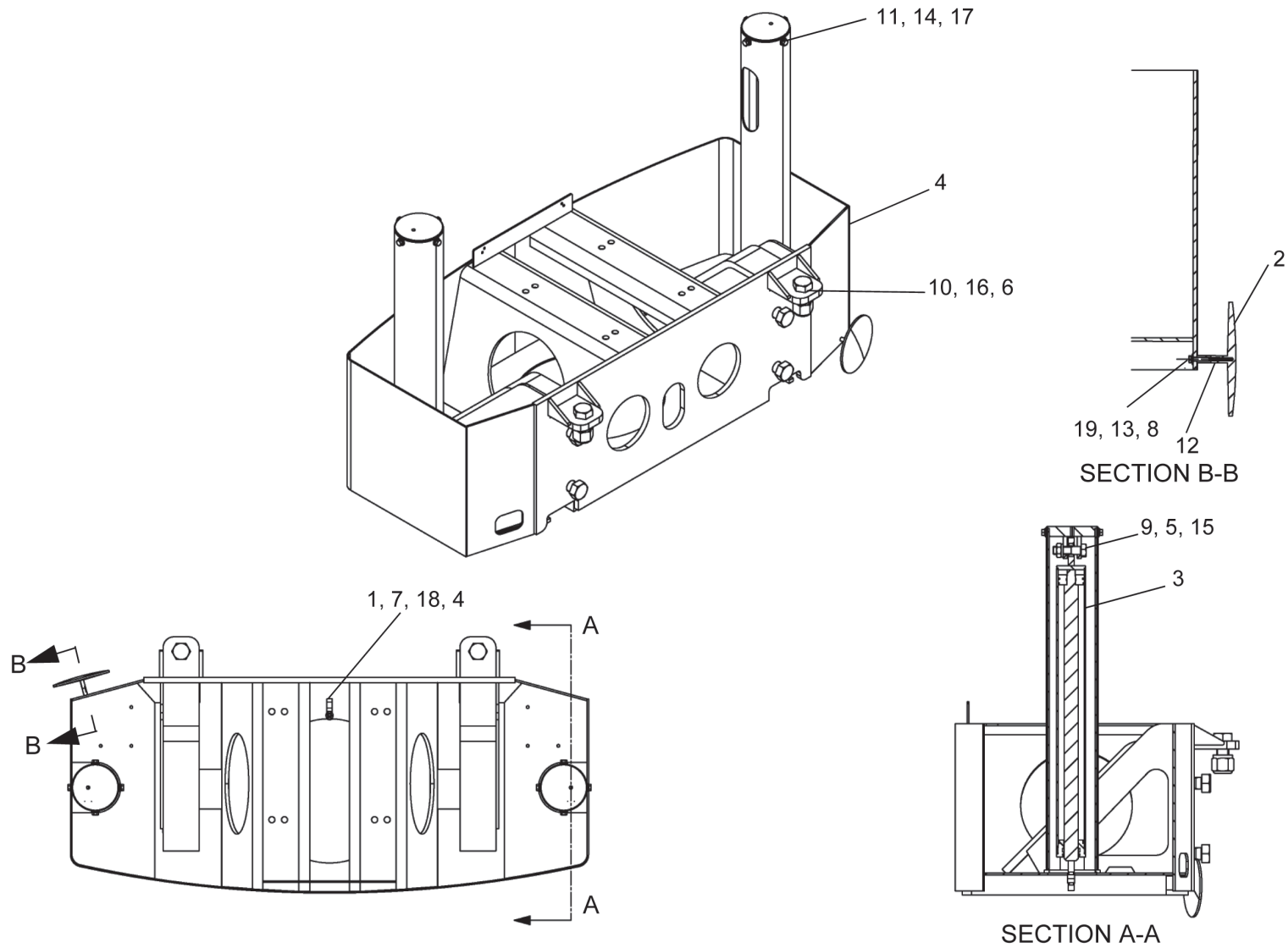
## COUNTERWEIGHT KIT

---

ITEM	PART NUMBER	DESCRIPTION	QUANTITY	NOTES
	<b>722A0195</b>	<b>COUNTERWEIGHT KIT</b>		
1	1222-352	PIN SAFETY SNAP	8	
2	717F0313	PIN, CTWT W/C	8	
3	718F0828	4000LB CNWT	2	
4	722F0062	2000LB TOP CNWT	1	
5	722F0063	2000LB CNWT	1	

WHEN ORDERING PARTS, SPECIFY MODEL NUMBER, SERIAL NUMBER AND DESCRIPTION OF PARTS REQUIRED



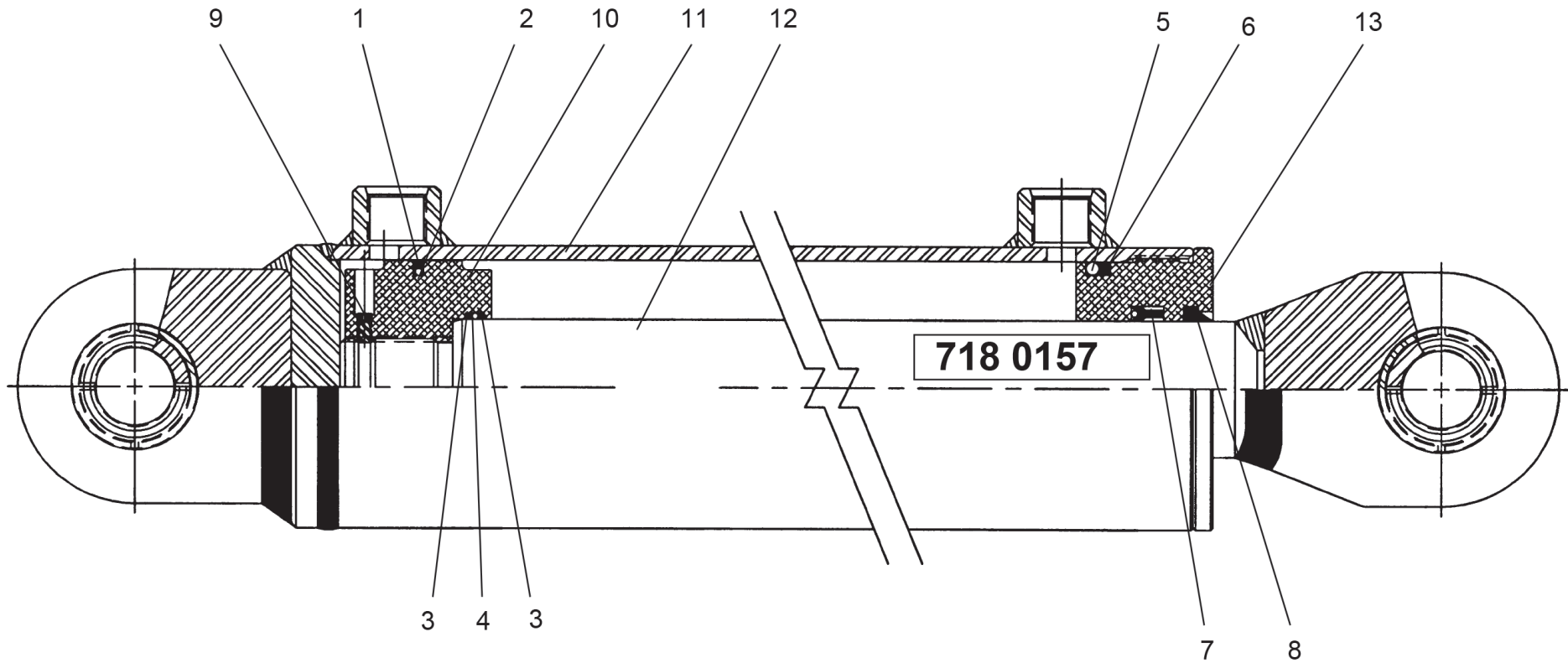


WHEN ORDERING PARTS, SPECIFY MODEL NUMBER, SERIAL NUMBER AND DESCRIPTION OF PARTS REQUIRED

## COUNTERWEIGHT KIT ASSEMBLY, 3000 LBS

ITEM	PART NUMBER	DESCRIPTION	QUANTITY	NOTES
	<b>T132398</b>	<b>COUNTERWEIGHT KIT ASSEMBLY, 3000 LBS</b>		
1	200B2007-55	CLAMP, MED DUTY DOUBLE, 0.81 ID	1	
2	706-9604	MIRROR	1	
3	<b>718-0157</b>	CYLINDER CTWT T500J /700/775	2	SEE PAGE 147
4	<b>722A0116</b>	COUNTER WEIGHT ASSEMBLY	1	SEE PAGE 149
5	N05-A00C000-25	NUT, HEX JAM 1.00-8, ST Z GR5	2	
6	NYH-A50C000-22	NUT, NYL - INS HVY 1.50-6, ST Z G2	6	
7	NYL-375C000-25	NUT, HEX NYL-INS 0.375-16, ST Z G5	1	
8	S01-250CB00-25	SCR, HHCS 0.25 -20X2.00, ST Z GR5	1	
9	S01-A00CC50-25	SCR, HHCS 1.00-8X3.50, ST Z GR5	2	
10	S01-A50CD00-25	SCR, HHCS 1.50-6X4.00, ST Z GR5	6	
11	SHF-500CA00-25	SCR, HHCS FT 0.50-13X1.00, ST Z G5	8	
12	T137481	SPACER, 1"	1	
13	W07-250X000-20	WSH, LCK, MED SPLT 0.25, ST Z	1	
14	W07-500X000-20	WSH, LCK, MED SPLT 0.50, ST Z	8	
15	W07-A00X000-20	WSH, LCK, MED SPLT 1.00, ST Z	2	
16	W07-A50X000-20	WSH, LCK, MED SPLT 1.50, ST Z	6	
17	WAN-50NX000-20	WSH, FL TYPA - NRW 0.50, ST Z	8	
18	WAW-37WX000-20	WSH, FL TYPA-WID 0.375, ST Z	1	
19	WBR-25RX734-20	WSH, FL TYPB- REG 0.25, ST Z	1	

WHEN ORDERING PARTS, SPECIFY MODEL NUMBER, SERIAL NUMBER AND DESCRIPTION OF PARTS REQUIRED

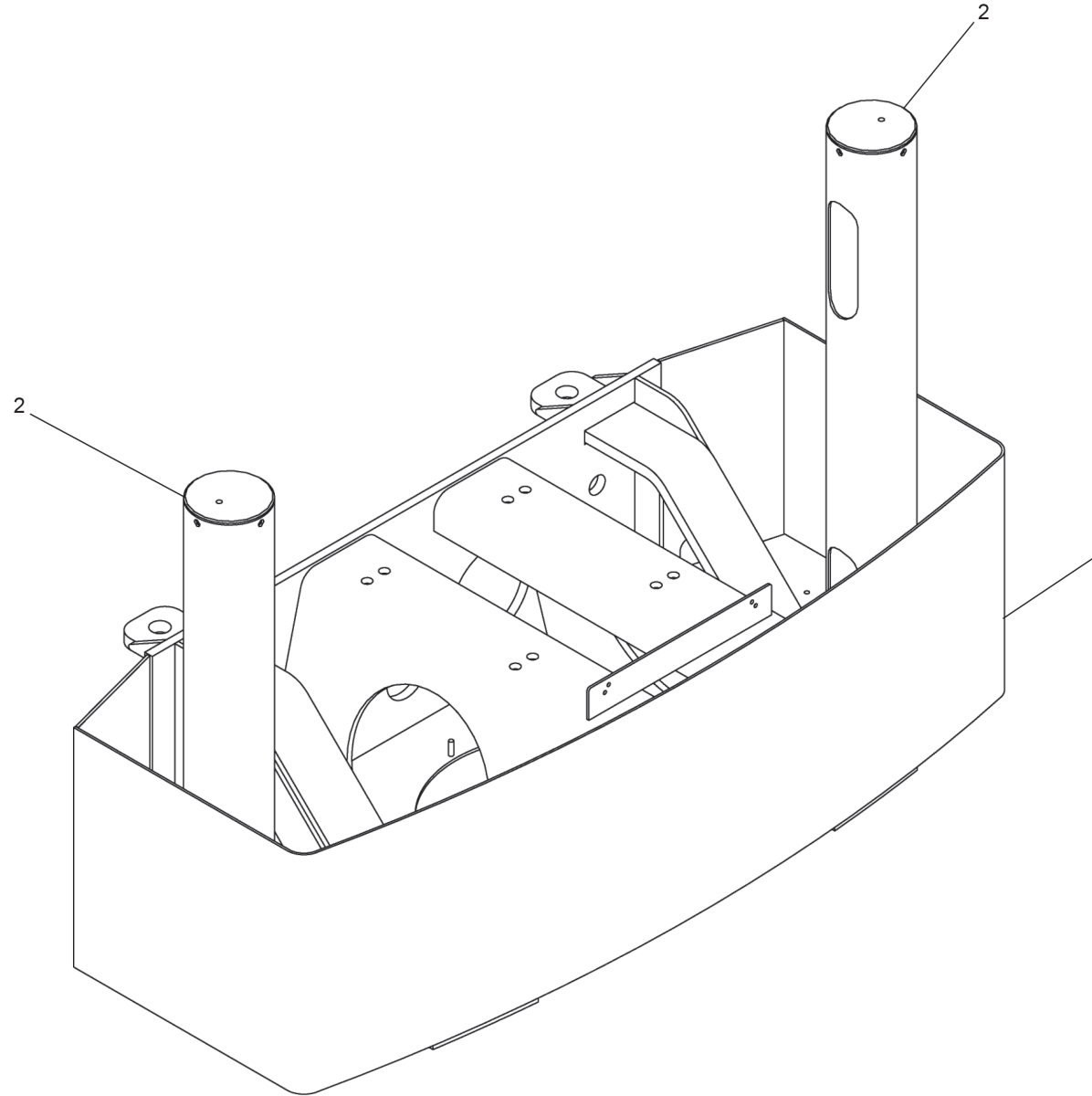


WHEN ORDERING PARTS, SPECIFY MODEL NUMBER, SERIAL NUMBER AND DESCRIPTION OF PARTS REQUIRED

## CYLINDER CTWT

ITEM	PART NUMBER	DESCRIPTION	QUANTITY	NOTES
	<b>718-0157</b>	<b>CYLINDER CTWT</b>		
	218711*	SEAL KIT	1	
1	218722	TFE SEAL	1	
2	218723	O-RING	1	
3	218724	BACK-UP RING	2	
4	218725	O-RING	1	
5	218726	O-RING	1	
6	218727	BACK-UP RING	1	
7	215123	LOADED U-CUP	1	
8	215124	ROD WIPER	1	
9	218728	NYLOK SET SCREW	1	
10	218729	PISTON	1	
11	218730	BARREL ASSEMBLY	1	
12	218731	ROD ASSEMBLY	1	
13	218732	INTERNAL HEAD	1	
	<b>NOTE:</b>	*(ITEMS 1 THRU 8)		

WHEN ORDERING PARTS, SPECIFY MODEL NUMBER, SERIAL NUMBER AND DESCRIPTION OF PARTS REQUIRED



WHEN ORDERING PARTS, SPECIFY MODEL NUMBER, SERIAL NUMBER AND DESCRIPTION OF PARTS REQUIRED

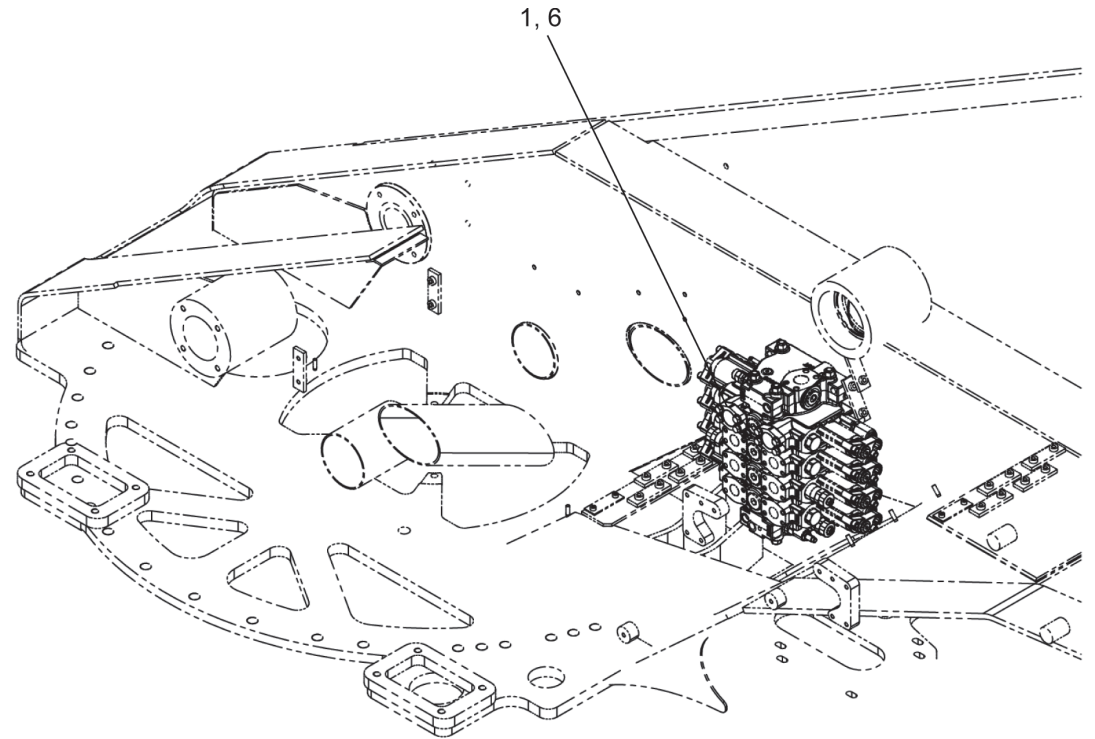
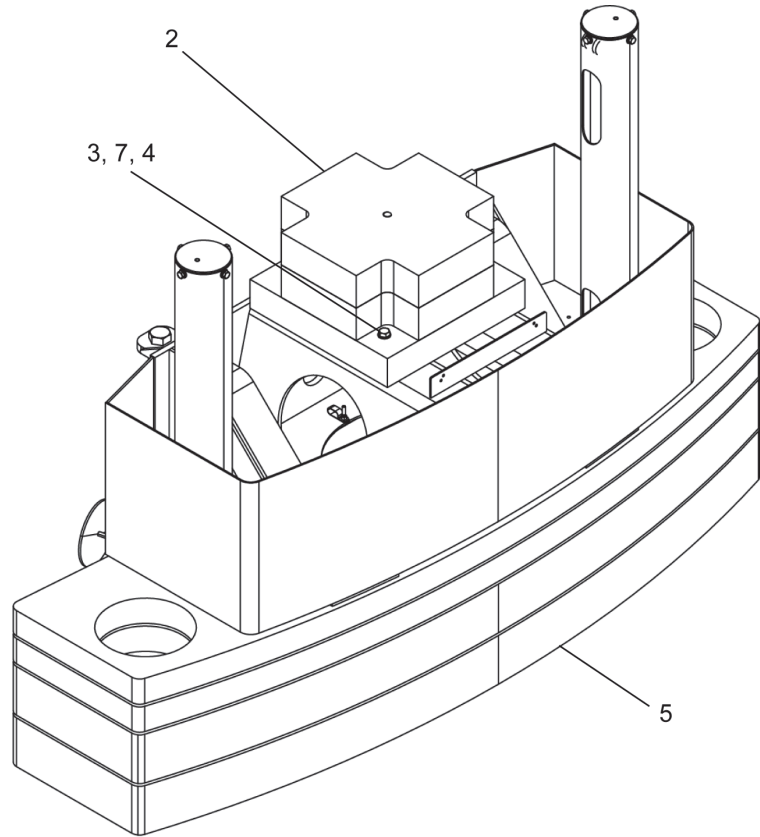
## COUNTER WEIGHT ASSEMBLY

---

ITEM	PART NUMBER	DESCRIPTION	QUANTITY	NOTES
	<b>722A0116</b>	<b>COUNTER WEIGHT ASSEMBLY</b>		
1	722F0032	COUNTERWEIGHT MOUNT	1	
2	718F0558	CAP, CYLINDER	2	

WHEN ORDERING PARTS, SPECIFY MODEL NUMBER, SERIAL NUMBER AND DESCRIPTION OF PARTS REQUIRED

---



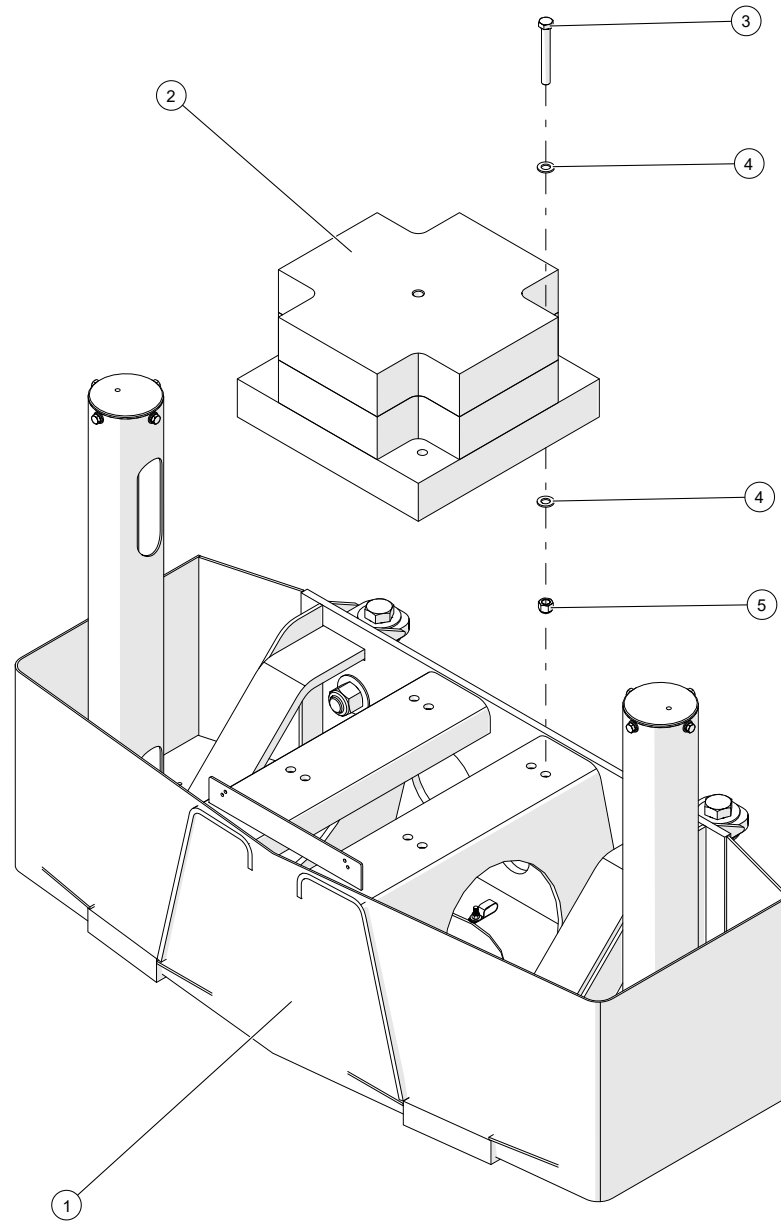
WHEN ORDERING PARTS, SPECIFY MODEL NUMBER, SERIAL NUMBER AND DESCRIPTION OF PARTS REQUIRED

## COUNTERWEIGHT, 16000# W/O AUX WINCH

ITEM	PART NUMBER	DESCRIPTION	QUANTITY	NOTES
	<b>T130316</b>	<b>CTWT ASSEMBLY, 16000# W/O AUX WINCH</b>		
1	12019-751	KIT, SPLIT FLANGE, C61-16	2	
2	718F0533	SLAB WELDMENT	1	
3	NYL-750C000-25	NUT, HEX NYL-INS 0.75-10, ST Z G5	4	
4	S01-750CF00-Y8	SCR, HHCS 0.75-10X6.00, ST YZ GR8	4	
5	<b>T130315</b>	CTWT ASSEMBLY, 15000# W/AUX WINCH	1	SEE PAGE 141
6	T144682	PLUG, FLANGE HEAD, CODE 61	2	
7	WAH-75NX000-Y2	WSH, FL HRD A-NRW 0.75 ST YZ	8	

WHEN ORDERING PARTS, SPECIFY MODEL NUMBER, SERIAL NUMBER AND DESCRIPTION OF PARTS REQUIRED





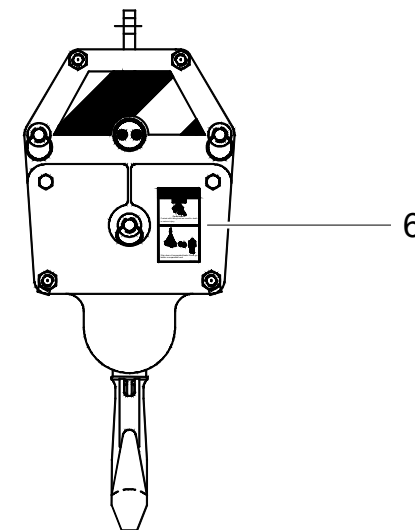
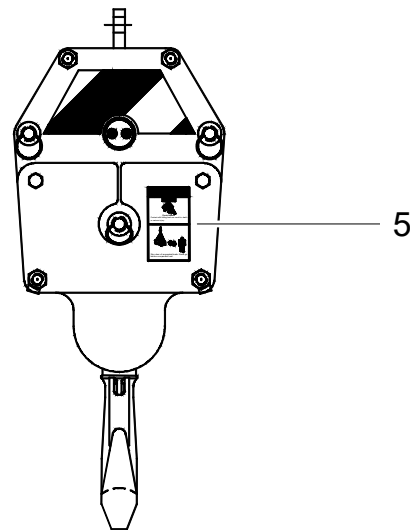
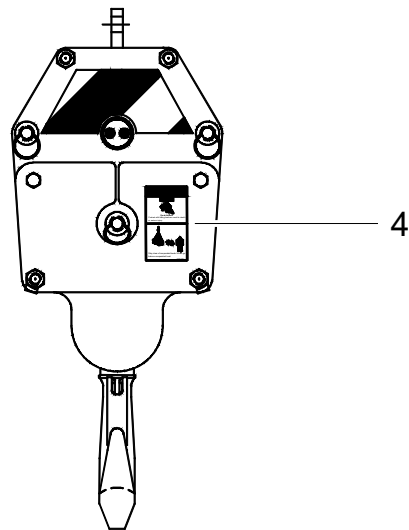
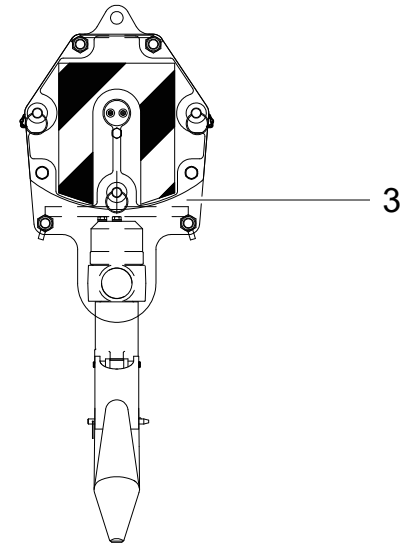
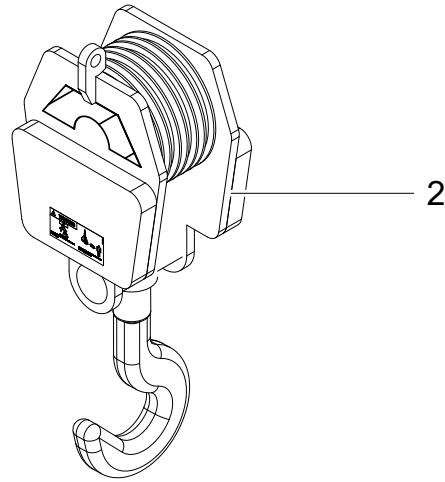
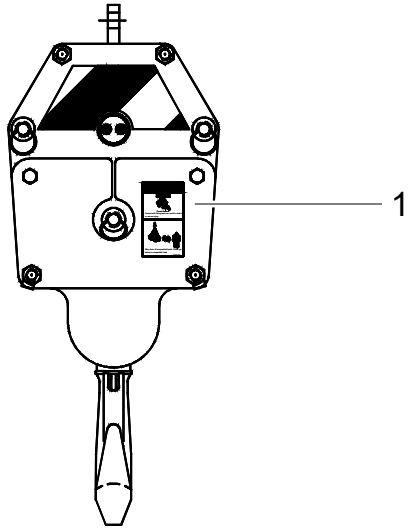
WHEN ORDERING PARTS, SPECIFY MODEL NUMBER, SERIAL NUMBER AND DESCRIPTION OF PARTS REQUIRED

## CTWT ASSEMBLY, 3000 LB W/O AUX WINCH

ITEM	PART NUMBER	DESCRIPTION	QUANTITY	NOTES
	<b>1027156</b>	<b>CTWT ASSEMBLY, 3000 LB W/O AUX WINCH</b>		
1	<b>T132398</b>	COUNTERWEIGHT ASSEMBLY, 3000 LBS	1	SEE PAGE 145
2	718F0533	SLAB WELDMENT	1	
3	HHCS-F750F008M0	HEX HEAD CAP SCREW, 3/4-16 X 6 LEN, GR8, MA	4	
4	WSH2-X7500008Z0	SAE WASHER, 3/4, GR8, ZN	8	
5	NUT3-F7500008M0	NYLON LOCK NUT, 3/4-16, GR8, MA	4	

WHEN ORDERING PARTS, SPECIFY MODEL NUMBER, SERIAL NUMBER AND DESCRIPTION OF PARTS REQUIRED

## 45-150 HOOK BLOCK OPTIONS



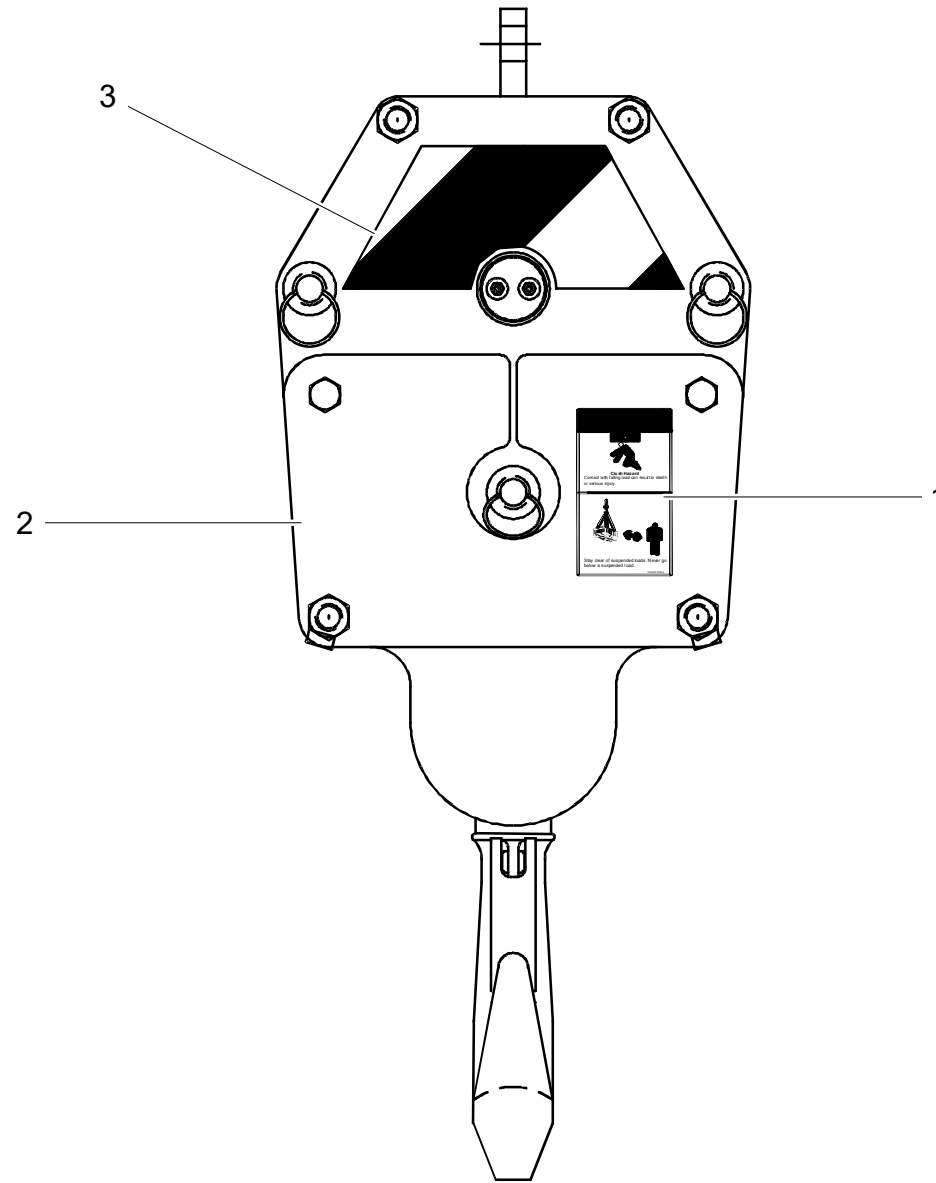
WHEN ORDERING PARTS, SPECIFY MODEL NUMBER, SERIAL NUMBER AND DESCRIPTION OF PARTS REQUIRED

## 45-150 HOOK BLOCK OPTIONS

ITEM	PART NUMBER	DESCRIPTION	QUANTITY	NOTES
	<b>1032743</b>	<b>45-150 HOOK BLOCK OPTIONS</b>		
1	<b>T112209</b>	HOOK BLOCK ASSEMBLY, 3 SHEAVE, 30 TON	1	SEE PAGE 157
2	<b>T112211</b>	HOOK BLOCK ASSEMBLY, 4 SHEAVE, 40 TON	1	SEE PAGE 159
3	<b>T112251</b>	HOOK BLOCK ASSEMBLY, 5 SHEAVE, 60 TON	1	SEE PAGE 161
4	<b>T112204</b>	HOOK BLOCK ASSEMBLY, 2 SHEAVE, 25 TON	1	SEE PAGE 163
5	<b>T112210</b>	HOOK BLOCK ASSEMBLY, 4 SHEAVE, 30 TON	1	SEE PAGE 165
6	<b>T112263</b>	HOOK BLOCK ASSEMBLY, 4 SHEAVE, 45 TON	1	SEE PAGE 167

WHEN ORDERING PARTS, SPECIFY MODEL NUMBER, SERIAL NUMBER AND DESCRIPTION OF PARTS REQUIRED

# HOOK BLOCK ASSEMBLY, 3 SHEAVE, 30 TON



WHEN ORDERING PARTS, SPECIFY MODEL NUMBER, SERIAL NUMBER AND DESCRIPTION OF PARTS REQUIRED

## HOOK BLOCK ASSEMBLY, 3 SHEAVE, 30 TON

---

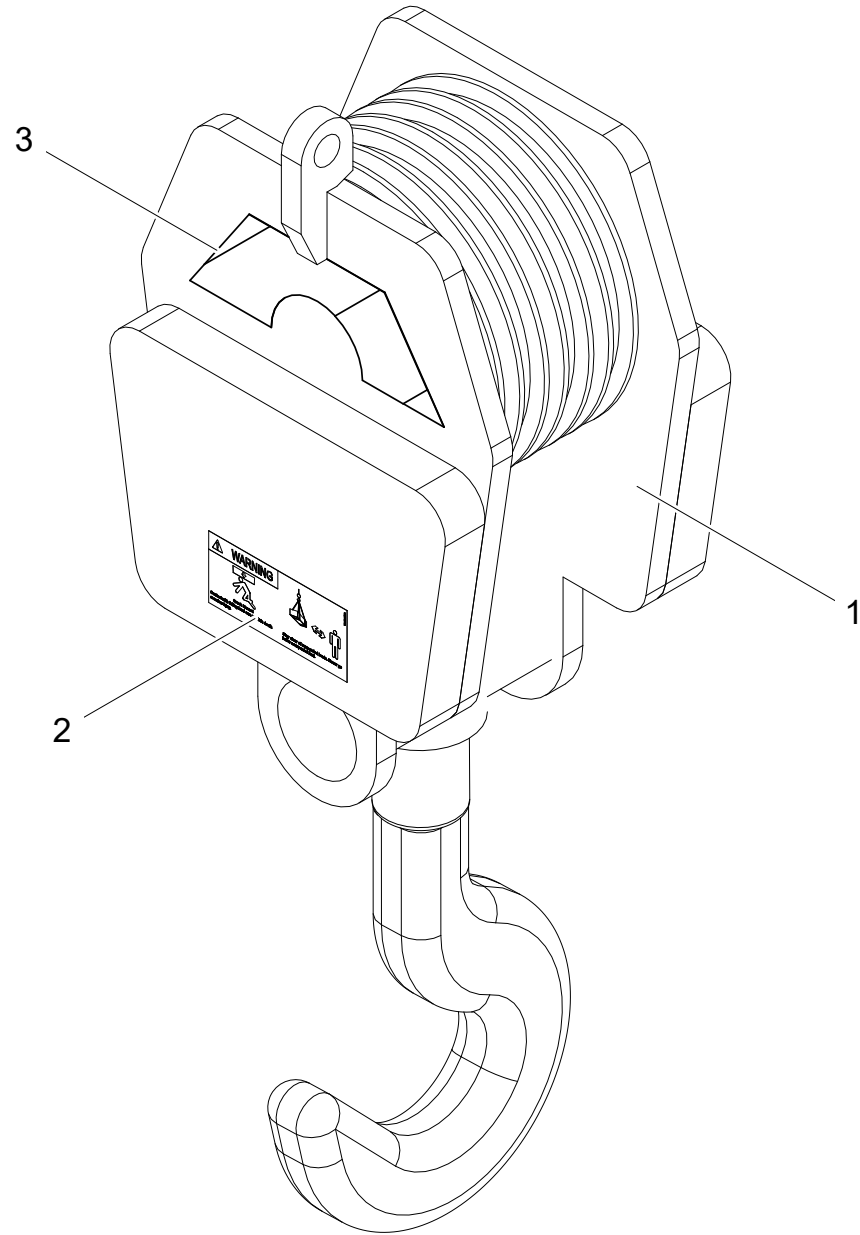
ITEM	PART NUMBER	DESCRIPTION	QUANTITY	NOTES
	<b>T112209</b>	<b>HOOK BLOCK ASSEMBLY, 3 SHEAVE 30TON</b>		
1	T140607	DECAL, STAY CLEAR LOAD	2	
2	410-4057	HOOK BLOCK, 3 SHEAVE, 30 TON 5/8 IN, 670LB	1	
3	T105652	DECAL, HOOK BLOCK	2	

WHEN ORDERING PARTS, SPECIFY MODEL NUMBER, SERIAL NUMBER AND DESCRIPTION OF PARTS REQUIRED

---

# HOOK BLOCK ASSEMBLY, 4 SHEAVE, 40 TON

---



WHEN ORDERING PARTS, SPECIFY MODEL NUMBER, SERIAL NUMBER AND DESCRIPTION OF PARTS REQUIRED

## HOOK BLOCK ASSEMBLY, 4 SHEAVE, 40 TON

---

ITEM	PART NUMBER	DESCRIPTION	QUANTITY	NOTES
	<b>T112211</b>	<b>HOOK BLOCK ASSEMBLY, 4 SHEAVE, 40 TON</b>		
1	410-4059	HOOK BLOCK, 4 SHEAVE, 40 TON 5/8 IN, 690LB	1	
2	T139673	DECAL, CRUSH HAZARD, STAY CLEAR OF LOAD (ENGLISH)	2	
3	T105652	DECAL, HOOK BLOCK	2	

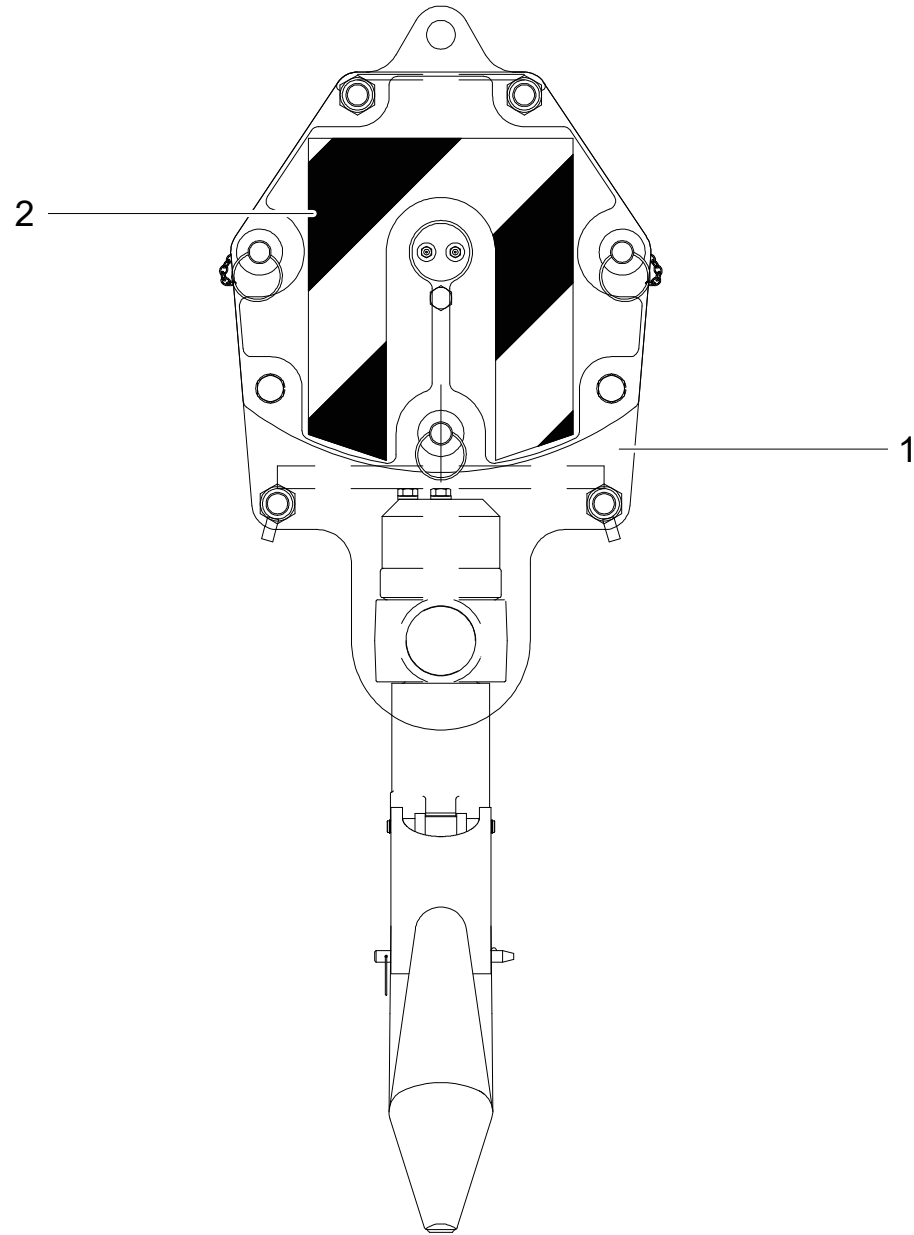
WHEN ORDERING PARTS, SPECIFY MODEL NUMBER, SERIAL NUMBER AND DESCRIPTION OF PARTS REQUIRED

---



# HOOK BLOCK ASSEMBLY, 5 SHEAVE, 60 TON

---



WHEN ORDERING PARTS, SPECIFY MODEL NUMBER, SERIAL NUMBER AND DESCRIPTION OF PARTS REQUIRED

## HOOK BLOCK ASSEMBLY, 5 SHEAVE, 60 TON

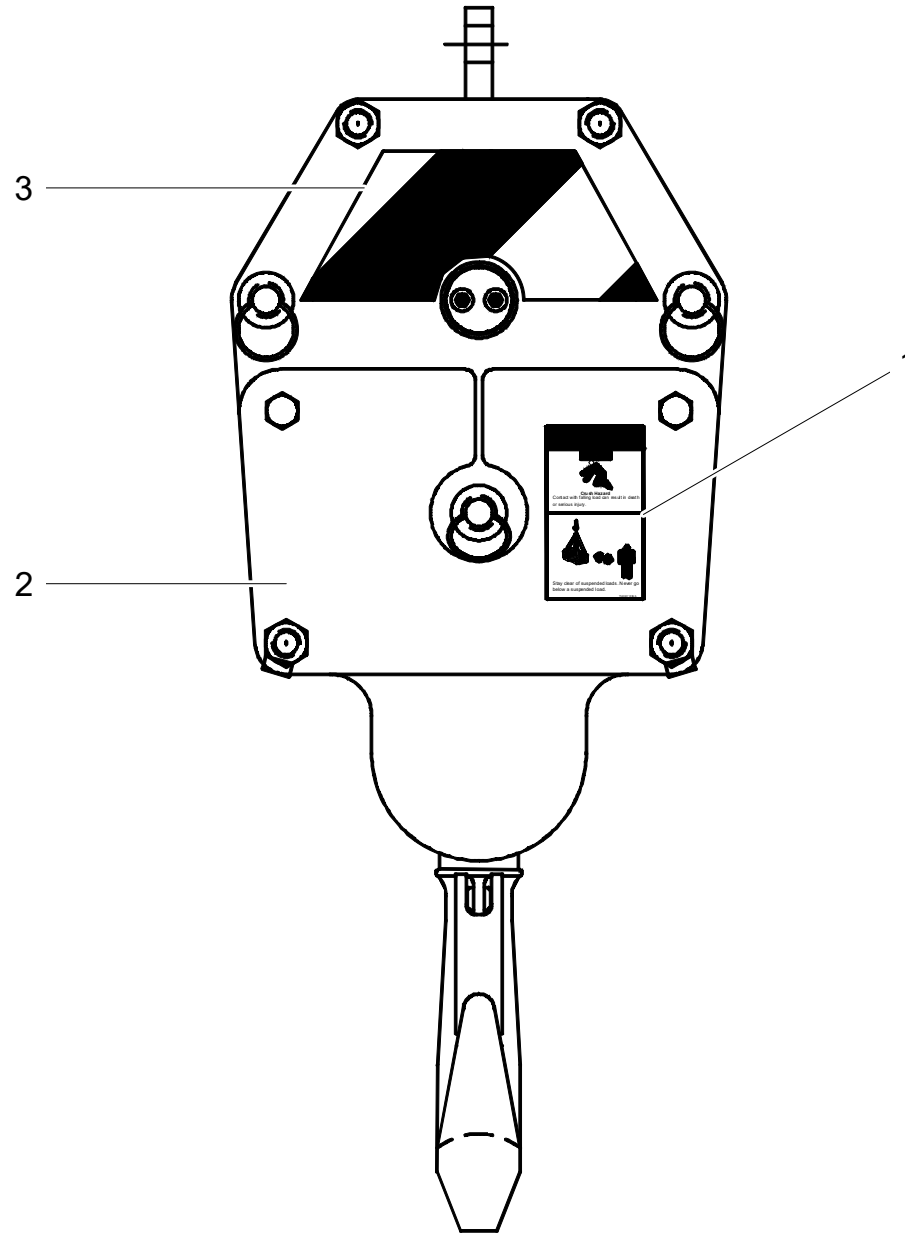
---

ITEM	PART NUMBER	DESCRIPTION	QUANTITY	NOTES
	<b>T112251</b>	<b>HOOK BLOCK ASSEMBLY, 5 SHEAVE, 60 TON</b>		
1	T125818	HOOK BLOCK, 55 METRIC TON	1	
2	T105771	DECAL, HOOK BLOCK	2	

WHEN ORDERING PARTS, SPECIFY MODEL NUMBER, SERIAL NUMBER AND DESCRIPTION OF PARTS REQUIRED

---

# HOOK BLOCK ASSEMBLY, 2 SHEAVE, 25 TON



WHEN ORDERING PARTS, SPECIFY MODEL NUMBER, SERIAL NUMBER AND DESCRIPTION OF PARTS REQUIRED

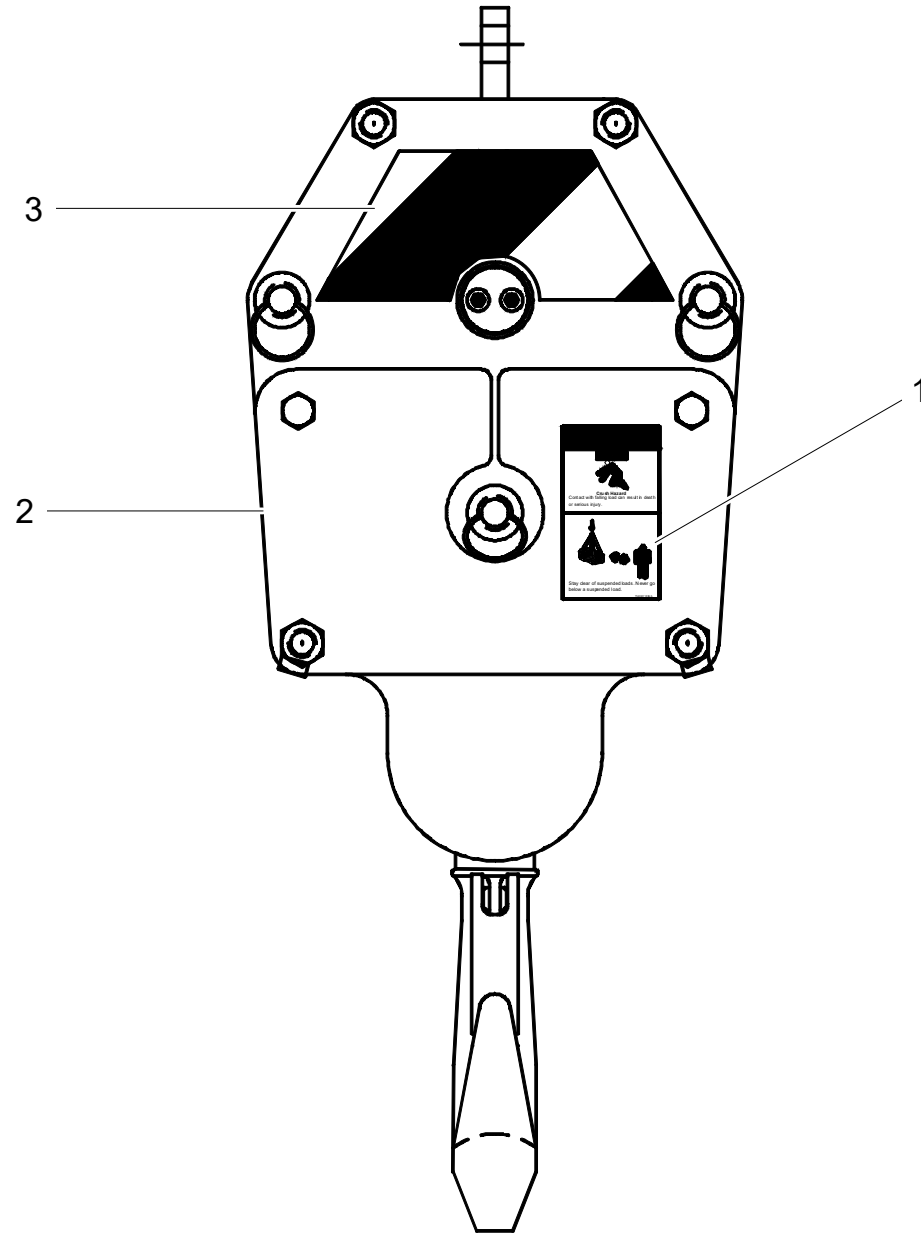
## HOOK BLOCK ASSEMBLY, 2 SHEAVE, 25 TON

---

ITEM	PART NUMBER	DESCRIPTION	QUANTITY	NOTES
	<b>T112204</b>	<b>HOOK BLOCK ASSEMBLY, 2 SHEAVE, 25 TON</b>		
1	T140607	DECAL, CRUSH HAZARD, STAY CLEAR LOAD	2	
2	410-4055	HOOK BLOCK, 2 SHEAVE, 25 TON 5/8 IN, 682 LB	1	
3	T105652	DECAL, HOOK BLOCK	2	

WHEN ORDERING PARTS, SPECIFY MODEL NUMBER, SERIAL NUMBER AND DESCRIPTION OF PARTS REQUIRED

# HOOK BLOCK ASSEMBLY, 4 SHEAVE, 30 TON



WHEN ORDERING PARTS, SPECIFY MODEL NUMBER, SERIAL NUMBER AND DESCRIPTION OF PARTS REQUIRED

## HOOK BLOCK ASSEMBLY, 4 SHEAVE, 30 TON

---

ITEM	PART NUMBER	DESCRIPTION	QUANTITY	NOTES
	<b>T112210</b>	<b>HOOK BLOCK ASSEMBLY, 4 SHEAVE, 30 TON</b>		
1	T140607	DECAL, CRUSH HAZARD, STAY CLEAR LOAD	2	
2	410-4058	HOOK BLOCK, 4 SHEAVE, 30 TON 5/8 IN, 655 LB	1	
3	T105652	DECAL, HOOK BLOCK	2	

WHEN ORDERING PARTS, SPECIFY MODEL NUMBER, SERIAL NUMBER AND DESCRIPTION OF PARTS REQUIRED

---



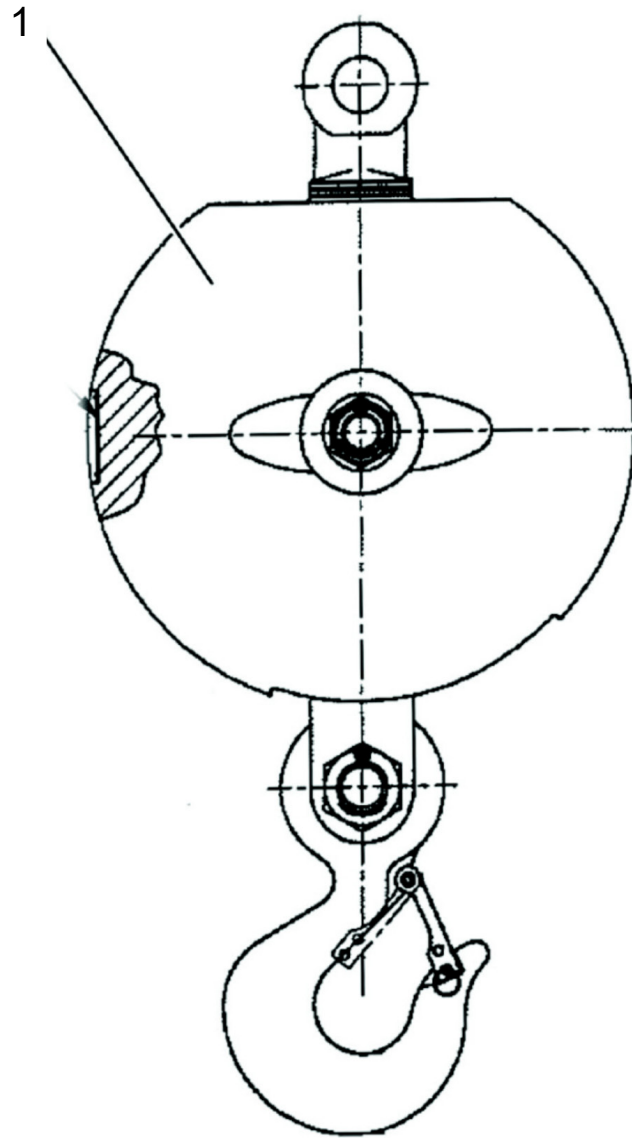
## HOOK BLOCK ASSEMBLY, 4 SHEAVE, 45 TON

---

ITEM	PART NUMBER	DESCRIPTION	QUANTITY	NOTES
	<b>T112263</b>	<b>HOOK BLOCK ASSEMBLY, 4 SHEAVE, 45 TON</b>		
1	T140607	DECAL, CRUSH HAZARD, STAY CLEAR LOAD	2	
2	T105932	HOOK BLOCK 4SHV 45T 5/8" 736LB	1	
3	T105652	DECAL, HOOK BLOCK	2	

WHEN ORDERING PARTS, SPECIFY MODEL NUMBER, SERIAL NUMBER AND DESCRIPTION OF PARTS REQUIRED





WHEN ORDERING PARTS, SPECIFY MODEL NUMBER, SERIAL NUMBER AND DESCRIPTION OF PARTS REQUIRED

## 45-150 OVERHAUL BALL OPTIONS

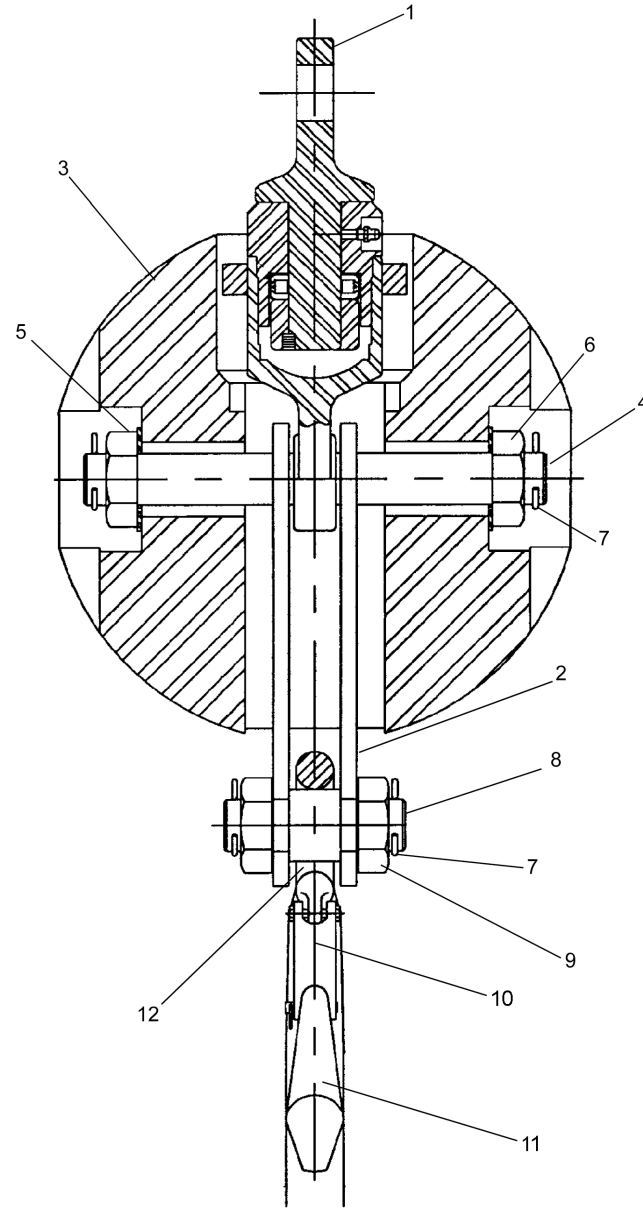
---

ITEM	PART NUMBER	DESCRIPTION	QUANTITY	NOTES
	1032742	<b>45-150 OVERHAUL BALL OPTION</b>		
1	410-4064	BALL, OHAUL, 12T, 240#, 5/8"	1	SEE PAGE 171

WHEN ORDERING PARTS, SPECIFY MODEL NUMBER, SERIAL NUMBER AND DESCRIPTION OF PARTS REQUIRED

---

# OVERHAUL BALL, 12 TON, 240#, 5/8"




WHEN ORDERING PARTS, SPECIFY MODEL NUMBER, SERIAL NUMBER AND DESCRIPTION OF PARTS REQUIRED

## OVERHAUL BALL, 12 TON, 240#, 5/8"

ITEM	PART NUMBER	DESCRIPTION	QUANTITY	NOTES
	<b>410-4064</b>	<b>OVERHAUL BALL, 12 TON, 240#, 5/8"</b>		
1	215396	SWIVEL	1	
2	215397	ADAPTER BAR 3/8	2	
3	215394	OVERHAUL BALL	1	
4	215395	OBH 11L PIN 11/4	2	
5	215386	WASHER 11/4	2	
6	215387	7 NUT J 11/4	2	
7	215398	COTTER PIN 1/4	2	
8	215399	HOOK LATCH PIN	1	
9	215400	JAM NUT 1-5/8	2	
10	215401	REPLACEMENT HOOK LATCH KIT	1	
11	215402	EYE HOOK	1	
12	215403	SPACER 1-1/4	1	

WHEN ORDERING PARTS, SPECIFY MODEL NUMBER, SERIAL NUMBER AND DESCRIPTION OF PARTS REQUIRED



UNDER NO CONDITION CAN ANY OTHER SIZE, TYPE, OR LENGTH OF WIRE ROPE BE USED ON THIS EQUIPMENT SINCE IT CONSTITUTES A SAFETY HAZARD.

**- WIRE ROPE -**  
Standard Wire Rope  
5/8" - 35,800 Lbs. Minimum Breaking Strength

**- WIRE ROPE - OPTIONAL**  
Rotation Resistant Wire Rope  
5/8" - 45,400 Lbs. Minimum Breaking Strength

WHEN ORDERING PARTS, SPECIFY MODEL NUMBER, SERIAL NUMBER AND DESCRIPTION OF PARTS REQUIRED

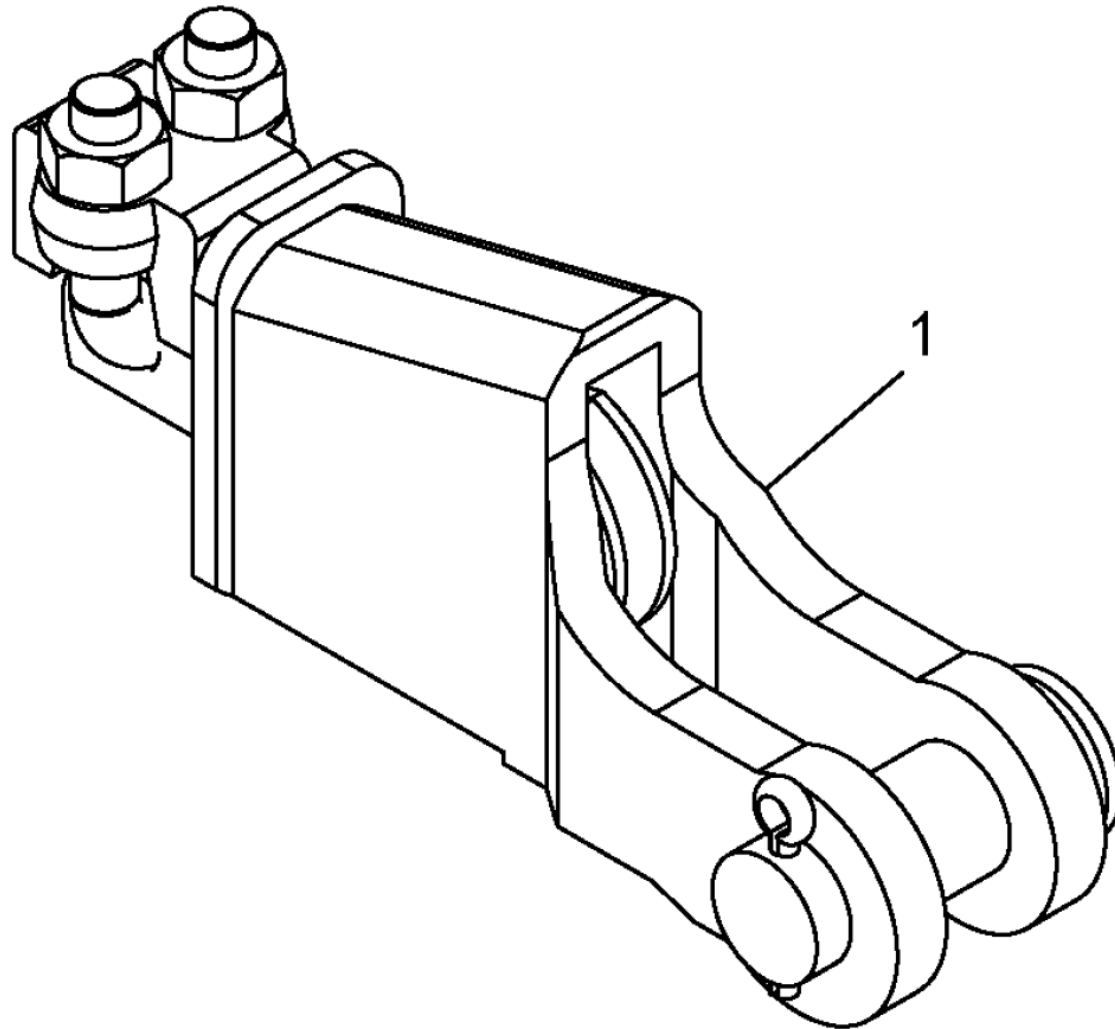
## STANDARD CABLE 5/8 X 500

---

ITEM	PART NUMBER	DESCRIPTION	QUANTITY	NOTES
	<b>717A0841</b>	<b>STANDARD CABLE 5/8 X 500</b>		
1	12151-500	WIRE ROPE 5/8X500'6X19 IWRC XIPS PERF RH REG LAY 20.6T BRK	1	
2	<b>709A6192</b>	WEDGE 5/8 MAIN/AUX -CABLE	1	SEE PAGE 175

WHEN ORDERING PARTS, SPECIFY MODEL NUMBER, SERIAL NUMBER AND DESCRIPTION OF PARTS REQUIRED

---



WHEN ORDERING PARTS, SPECIFY MODEL NUMBER, SERIAL NUMBER AND DESCRIPTION OF PARTS REQUIRED

## WEDGE 5/8 MAIN/AUX -CABLE

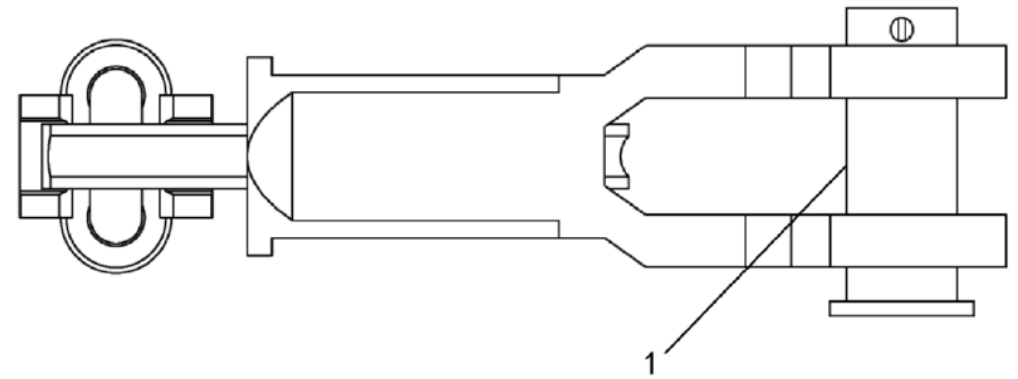
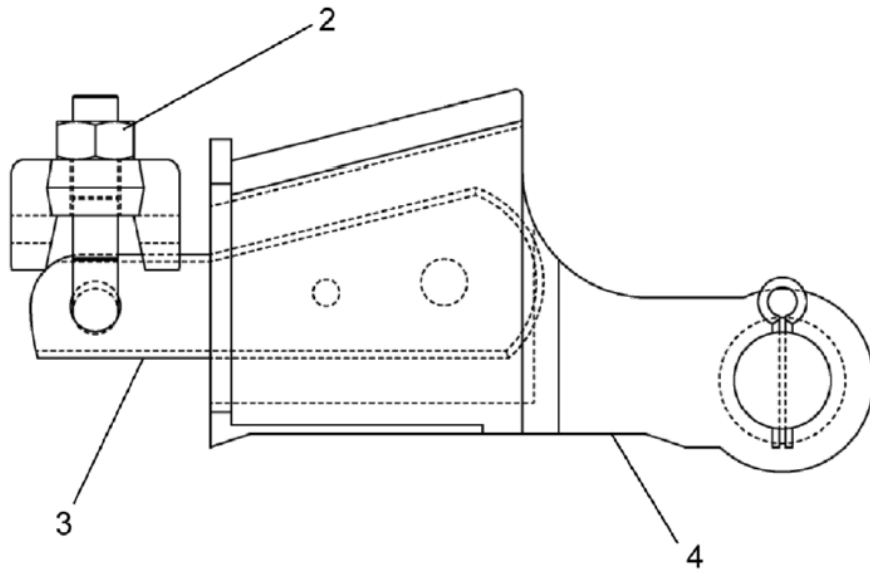
---

ITEM	PART NUMBER	DESCRIPTION	QUANTITY	NOTES
	709A6192	<b>WEDGE 5/8 MAIN/AUX -CABLE</b>		
1	1234-43	WEDGE & SOCKET, 5/8 INCH	1	SEE PAGE 177

---

WHEN ORDERING PARTS, SPECIFY MODEL NUMBER, SERIAL NUMBER AND DESCRIPTION OF PARTS REQUIRED





WHEN ORDERING PARTS, SPECIFY MODEL NUMBER, SERIAL NUMBER AND DESCRIPTION OF PARTS REQUIRED

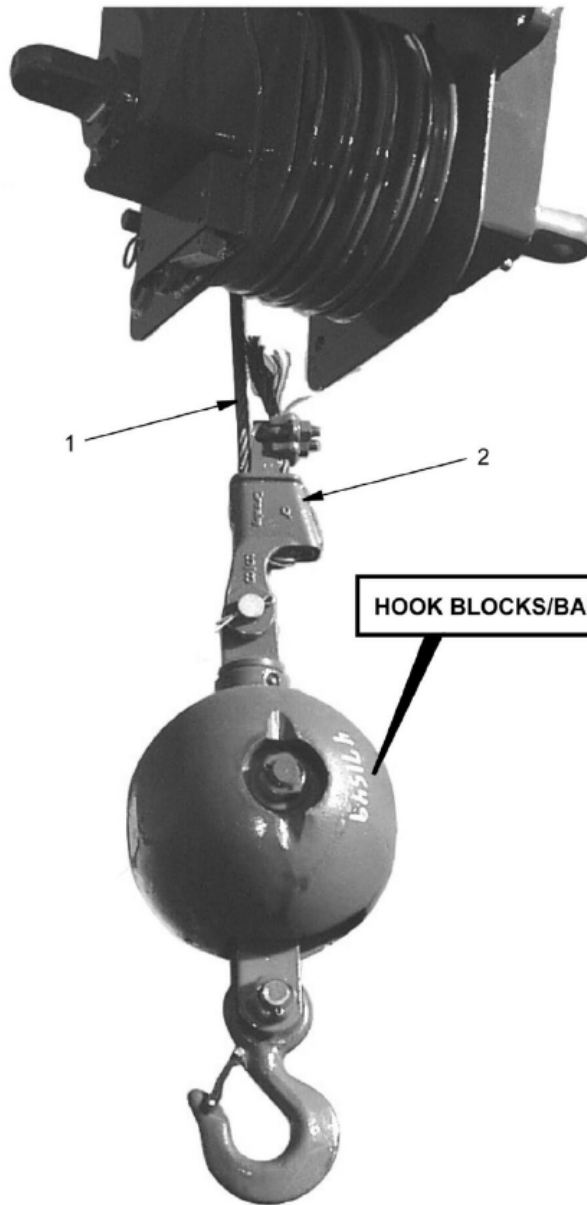
## WEDGE & SOCKET, 5/8 INCH

---

ITEM	PART NUMBER	DESCRIPTION	QUANTITY	NOTES
	<b>1234-43</b>	<b>WEDGE &amp; SOCKET, 5/8 INCH</b>		
1	T143912	BOLT & COTTER 5/8" ROPE	1	
2	1240-45	CLAMP "U" BOLT TYPE 5/8 CABLE	1	
3	1234-19	WEDGE	1	
4	1234-18	SOCKET	1	

WHEN ORDERING PARTS, SPECIFY MODEL NUMBER, SERIAL NUMBER AND DESCRIPTION OF PARTS REQUIRED

---



UNDER NO CONDITION CAN ANY OTHER SIZE, TYPE, OR LENGTH OF WIRE ROPE BE USED ON THIS EQUIPMENT SINCE IT CONSTITUTES A SAFETY HAZARD.

**- WIRE ROPE -**  
Standard Wire Rope  
5/8" - 35,800 Lbs. Minimum Breaking Strength

**- WIRE ROPE - OPTIONAL**  
Rotation Resistant Wire Rope  
5/8" - 45,400 Lbs. Minimum Breaking Strength

WHEN ORDERING PARTS, SPECIFY MODEL NUMBER, SERIAL NUMBER AND DESCRIPTION OF PARTS REQUIRED

## ROTATE-RESIST CABLE 5/8 X 500

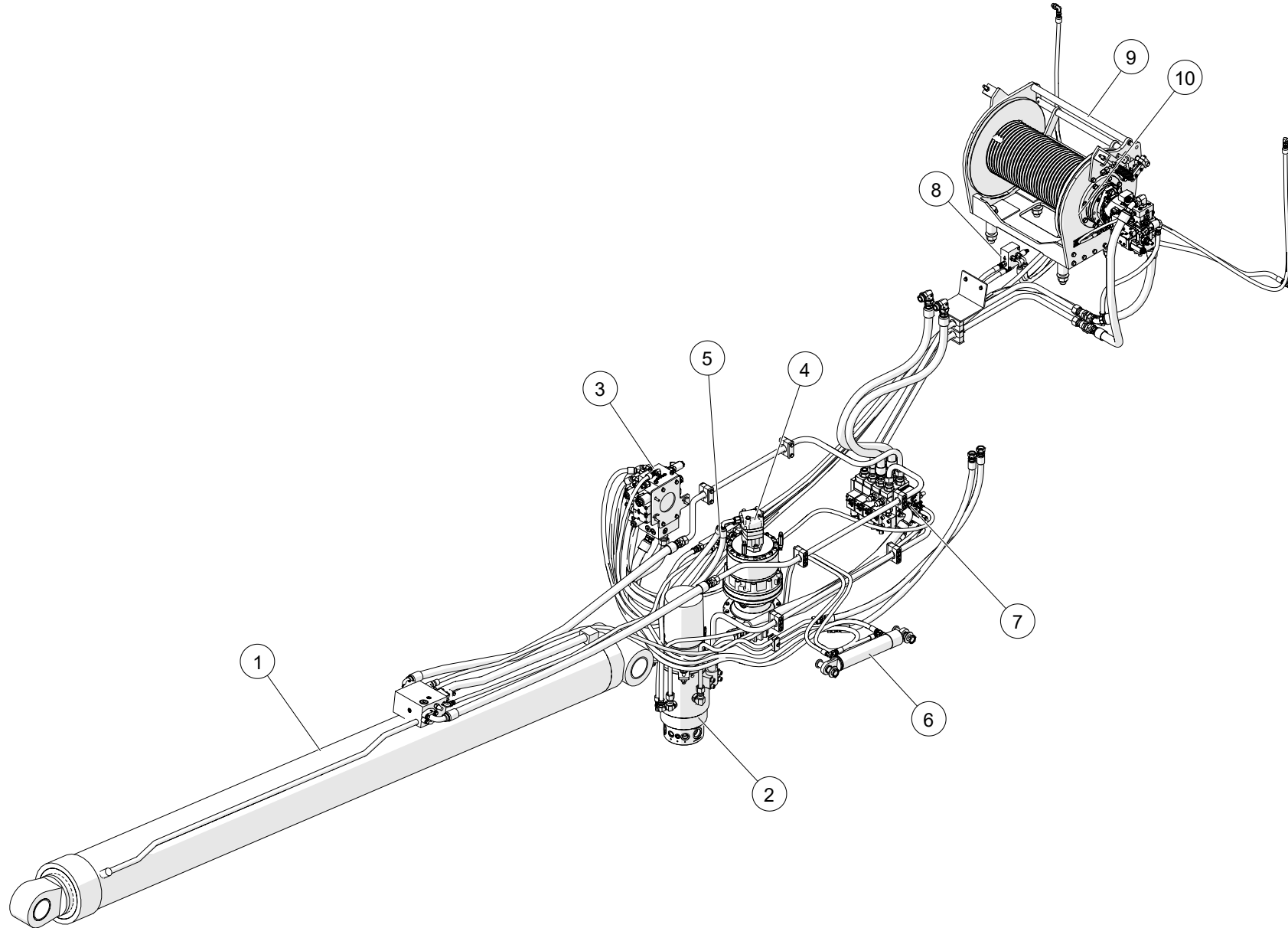
---

ITEM	PART NUMBER	DESCRIPTION	QUANTITY	NOTES
	<b>1029871</b>	<b>ROTATE-RESIST CABLE 5/8 X 500</b>		
1	1029872	WIRE ROPE 5/8 X 500 NON ROTATE	1	
2	<b>709A6192</b>	WEDGE 5/8 MAIN/AUX -CABLE	1	SEE PAGE 175

WHEN ORDERING PARTS, SPECIFY MODEL NUMBER, SERIAL NUMBER AND DESCRIPTION OF PARTS REQUIRED

---

# UPPER HYDRAULICS ASSEMBLY



WHEN ORDERING PARTS, SPECIFY MODEL NUMBER, SERIAL NUMBER AND DESCRIPTION OF PARTS REQUIRED

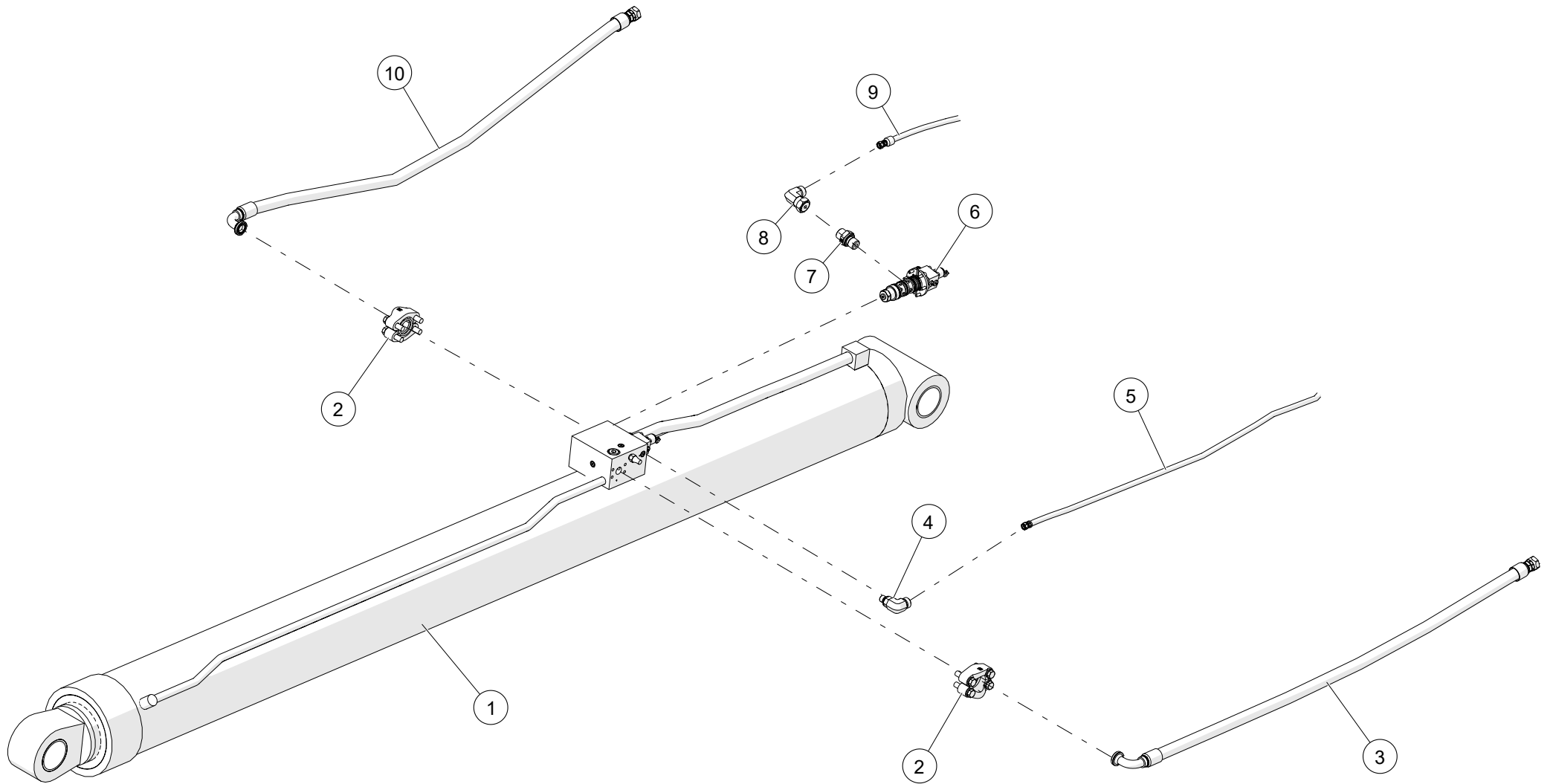
## UPPER HYDRAULICS ASSEMBLY

---

ITEM	PART NUMBER	DESCRIPTION	QUANTITY	NOTES
	<b>1031445</b>	<b>UPPER HYDRAULICS ASSEMBLY</b>		
1	<b>1-ASSEMBLY</b>	FOR REFERENCE ONLY	1	SEE PAGE 183
2	<b>2-ASSEMBLY</b>	FOR REFERENCE ONLY	1	SEE PAGE 185
3	<b>3-ASSEMBLY</b>	FOR REFERENCE ONLY	1	SEE PAGE 187
4	<b>4-ASSEMBLY</b>	FOR REFERENCE ONLY	1	SEE PAGE 191
5	<b>5-ASSEMBLY</b>	FOR REFERENCE ONLY	1	SEE PAGE 193
6	<b>6-ASSEMBLY</b>	FOR REFERENCE ONLY	1	SEE PAGE 195
7	<b>7-ASSEMBLY</b>	FOR REFERENCE ONLY	1	SEE PAGE 197
8	<b>8-ASSEMBLY</b>	FOR REFERENCE ONLY	1	SEE PAGE 201
9	<b>9-ASSEMBLY</b>	FOR REFERENCE ONLY	1	SEE PAGE 203
10	<b>10-ASSEMBLY</b>	FOR REFERENCE ONLY	1	SEE PAGE 205

WHEN ORDERING PARTS, SPECIFY MODEL NUMBER, SERIAL NUMBER AND DESCRIPTION OF PARTS REQUIRED

---



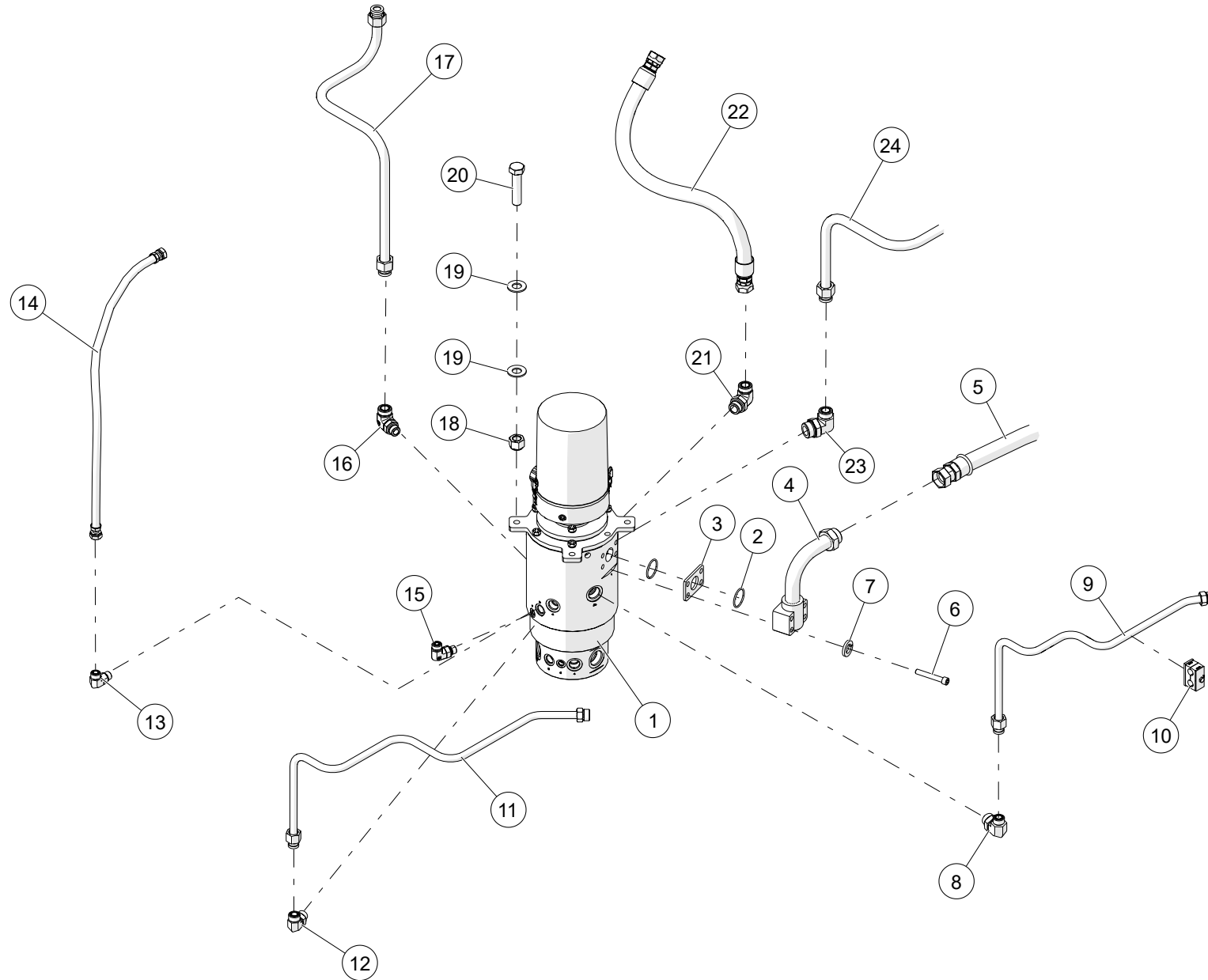
WHEN ORDERING PARTS, SPECIFY MODEL NUMBER, SERIAL NUMBER AND DESCRIPTION OF PARTS REQUIRED

## 1-ASSEMBLY

ITEM	PART NUMBER	DESCRIPTION	QUANTITY	NOTES
	<b>1-ASSEMBLY</b>	<b>FOR REFERENCE ONLY</b>		
1	1008289	CYLINDER, BOOM LIFT	1	
2	1027272	16 CODE 62 4 BOLT FLANGE W/ BOLT KIT	2	
3	1031413	HOSE, -16,5000, FOFS-16SW/90C62-16,73.25	1	
4	1014000	ELBOW, 90, MOFS-6/MORB-4	1	
5	1031426	HOSE,-6, 300, FOFS-6SW/90FOFS-6SW, 90.5	1	
6	1008331	CARTRIDGE, HOLD VALVE	1	
7	1010270	ADAPTER, MOFS-4/BSPP-4	1	
8	1013929	ADAPTER, MOFS-4/BSPP-4	1	
9	1031427	HOSE,-6, 3000, FOFS-6SW/90FOFS-6SW,128	1	
10	1031414	HOSE, -16, 5000,FOFS-16SW/90C62-16, 73.25	1	

WHEN ORDERING PARTS, SPECIFY MODEL NUMBER, SERIAL NUMBER AND DESCRIPTION OF PARTS REQUIRED



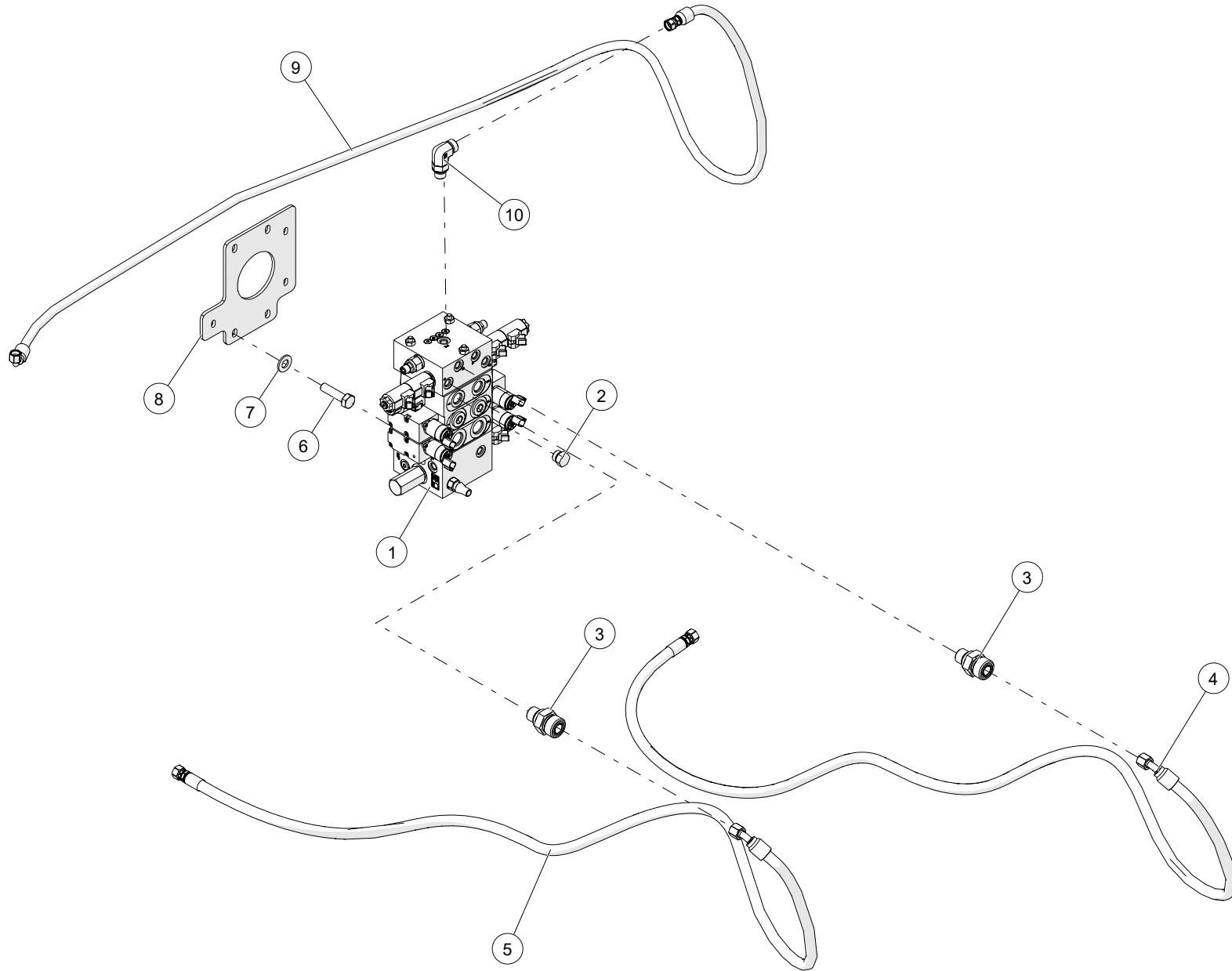


WHEN ORDERING PARTS, SPECIFY MODEL NUMBER, SERIAL NUMBER AND DESCRIPTION OF PARTS REQUIRED

## 2-ASSEMBLY

ITEM	PART NUMBER	DESCRIPTION	QUANTITY	NOTES
	<b>2-ASSEMBLY</b>	<b>FOR REFERENCE ONLY</b>		
1	1038486	HYDRAULIC SWIVEL	1	
2	1020291	O-RING, CODE 61/62 -24 SAE, -225	2	
3	1011534	SPACER, CODE 61 -24, 0.25	1	
4	1037433	TUBE, CODE 61 -24 / ORFS -20	1	
5	1027938	HOSE, -20, LOW, FOFS-20SW / 90OFS-20FLNG, 46	1	
6	SHCS-C500C25AB0	SOCKET HEAD CAP SCREW, 1/2-13 X 3 1/4 LEN, BO	4	
7	WSH4-X5000008Z0	SPIRAL LOCK WASHER, 1/2, GR8, ZN	4	
8	1014020	ELBOW, 90, MOFS-12/MORB-16	1	
9	1031402	TUBE, -12, 3000, FOFS-12/MOFS-12	1	
10	1031030	STAUFF CLAMP, TWIN	1	
11	1031401	TUBE, -12, 300, FOFS-12/MOFS-12	1	
12	1014019	ELBOW, 90, MOFS-12/MORB-12	1	
13	1014012	ELBOW, 90, MOFS-10/MORB-10	2	
14	1031415	HOSE,-10,300,FOFS-10SW/FOFS-10SW,42.25	1	
15	1014001	ELBOW, 90, MOFS-6/MORB-6	3	
16	1014022	ELBOW, 90, MOFS-16/MORB-12	3	
17	1031440	TUBE,-16,150,FOFS-16/FOFS-16	1	
18	NUT3-C6250008Z0	NYLON LOCK NUT, 5/8-11, GR8, ZN	4	
19	WSH2-X6250008Z0	SAE WASHER, 5/8, GR8, ZN	7	
20	HHCS-C625B758Z0	HEX HEAD CAP SCREW, 5/8-11 X 2 3/4 LEN, GR8, ZN	4	
21	1014023	ELBOW, 90, MOFS-16/MORB-16	3	
22	1031424	HOSE,-16,300,FOFS-16SW/FOFS-16SW,34.5	1	
23	1014025	ELBOW, 90, MOFS-16/MORB-20	1	
24	1038485	TUBE,-16,4500,FOFS-16/C62-16	1	

WHEN ORDERING PARTS, SPECIFY MODEL NUMBER, SERIAL NUMBER AND DESCRIPTION OF PARTS REQUIRED

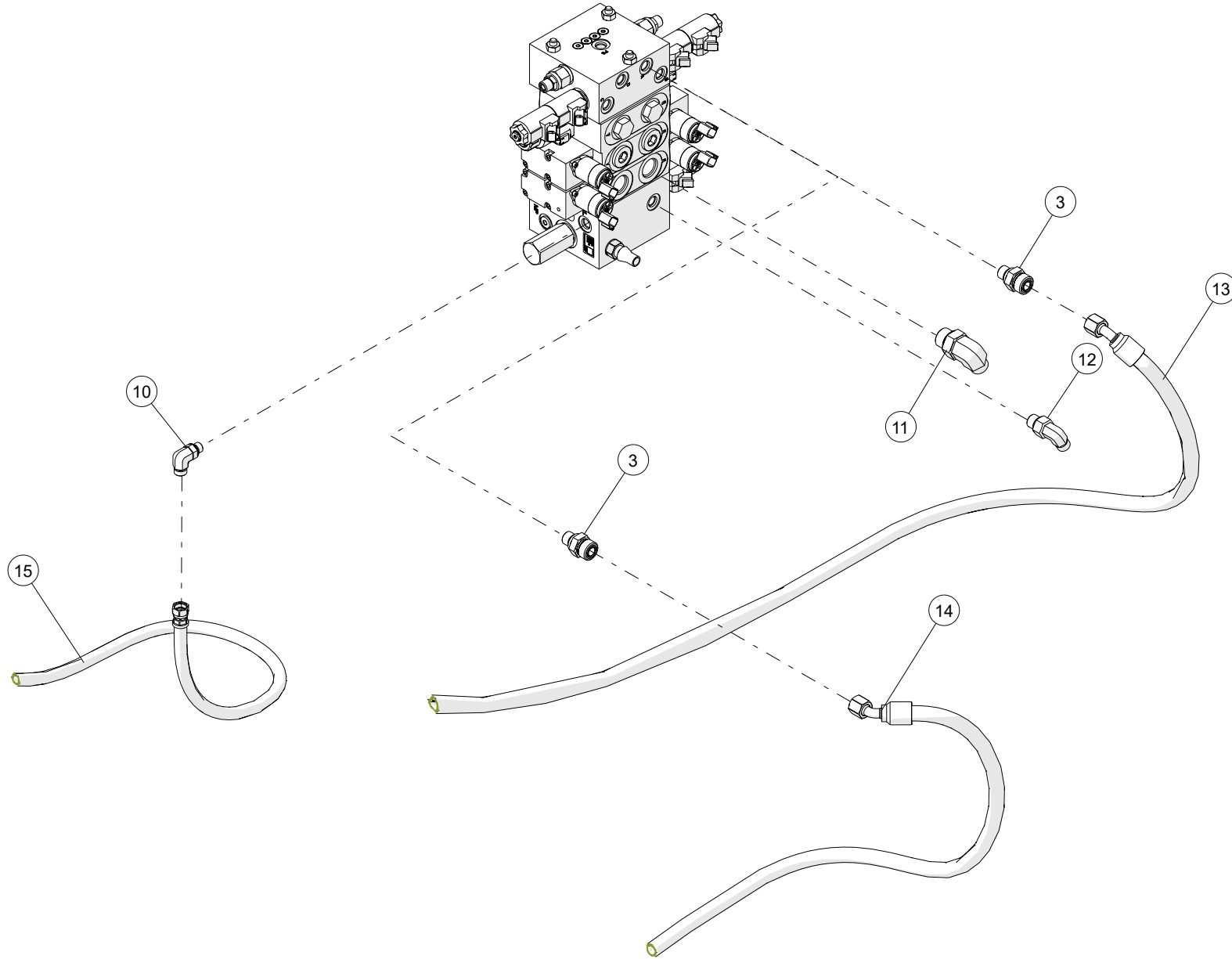


WHEN ORDERING PARTS, SPECIFY MODEL NUMBER, SERIAL NUMBER AND DESCRIPTION OF PARTS REQUIRED

### 3-ASSEMBLY

ITEM	PART NUMBER	DESCRIPTION	QUANTITY	NOTES
	<b>3-ASSEMBLY</b>	<b>FOR REFERENCE ONLY</b>		
1	1008318	VALVE, SWING	1	
2	1019703	PLUG,HEX,ORB-10	2	
3	1010075	ADAPTER,MOFS-8/MORB-6	5	
4	1031411	HOSE,-8,3000,FOFS-8SW,45FOFS-8SW,104.75	1	
5	1031412	HOSE,-8,3000,FOFS-8SW/45FOFS-8SW,98	1	
6	HHCS-C313A258Z1	HEX HEAD CAP SCREW, 5/16-18 X 1 1/4 LEN, GR8, ZN, FULL THREAD	3	
7	WSH2-X3130008Z0	SAE WASHER, 5/16, GR8, ZN	19	
8	1030883	PLATE, VALVE MOUNT	1	
9	1031432	HOSE,-6,3000,FOFS-6SW/90FOFS-6SW,113.75	1	
10	1014001	ELBOW, 90, MOFS-6/MORB-6	3	
11	1014015	ELBOW, 90, MOFS-10/MORB-12	2	
12	1013998	ELBOW, 90, MOFS-4/MORB-6	1	
13	1031416	HOSE,-8,3000,FOFS-8SW/45FOFS-8SW,157.75	1	
14	1031407	HOSE-8,3000,FOFS-8SW/45FOFS-8SW,147	1	
15	1027946	HOSE, -6, LOW, FOFS-6SW / 90FOFS-6SW, 44	1	

WHEN ORDERING PARTS, SPECIFY MODEL NUMBER, SERIAL NUMBER AND DESCRIPTION OF PARTS REQUIRED



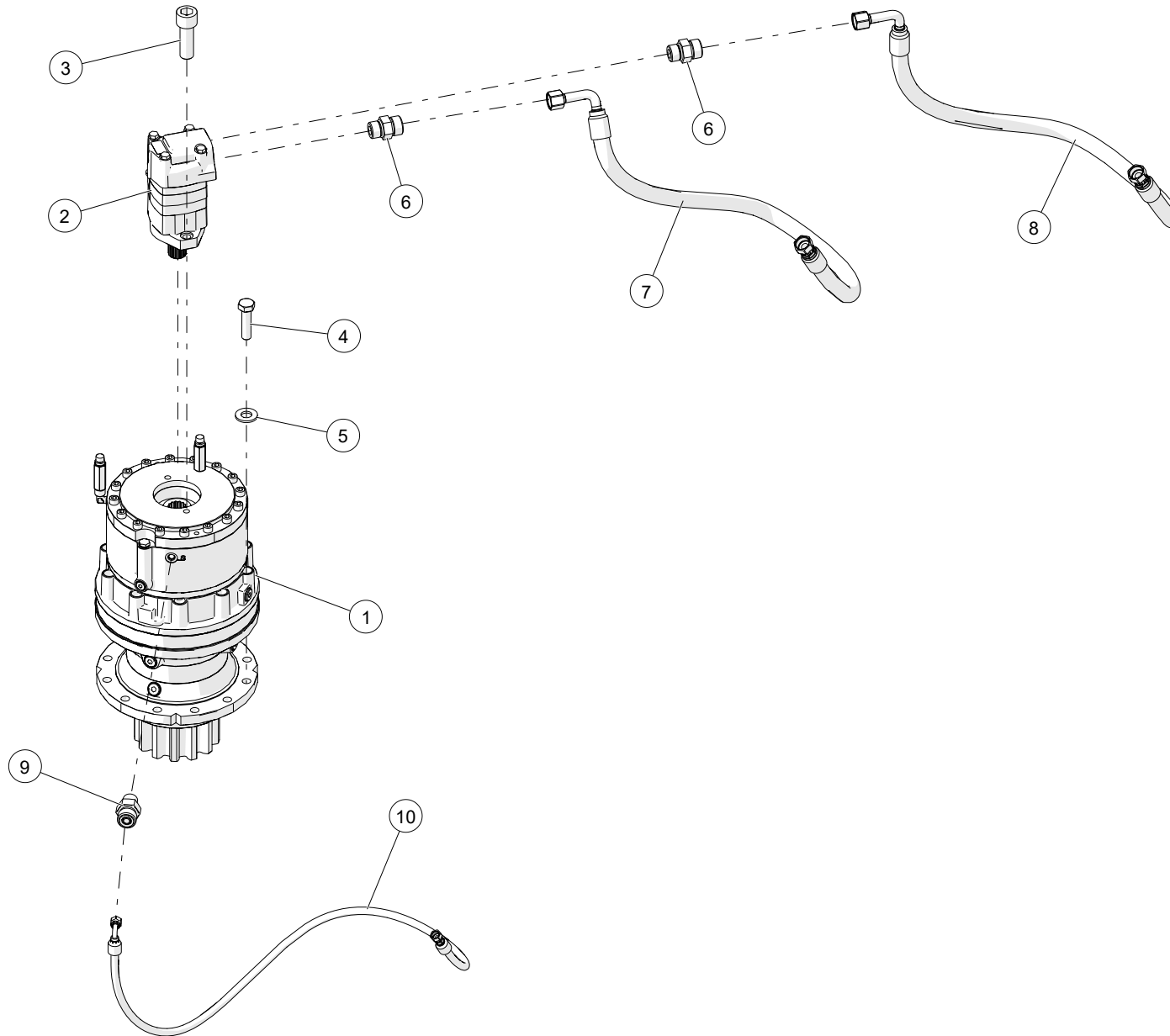
WHEN ORDERING PARTS, SPECIFY MODEL NUMBER, SERIAL NUMBER AND DESCRIPTION OF PARTS REQUIRED

### 3-ASSEMBLY

ITEM	PART NUMBER	DESCRIPTION	QUANTITY	NOTES
	<b>3-ASSEMBLY</b>	<b>FOR REFERENCE ONLY</b>		
1	1008318	VALVE, SWING	1	
2	1019703	PLUG,HEX,ORB-10	2	
3	1010075	ADAPTER,MOFS-8/MORB-6	5	
4	1031411	HOSE,-8,3000,FOFS-8SW,45FOFS-8SW,104.75	1	
5	1031412	HOSE,-8,3000,FOFS-8SW/45FOFS-8SW,98	1	
6	HHCS-C313A258Z1	HEX HEAD CAP SCREW, 5/16-18 X 1 1/4 LEN, GR8, ZN, FULL THREAD	3	
7	WSH2-X3130008Z0	SAE WASHER, 5/16, GR8, ZN	19	
8	1030883	PLATE, VALVE MOUNT	1	
9	1031432	HOSE,-6,3000,FOFS-6SW/90FOFS-6SW,113.75	1	
10	1014001	ELBOW, 90, MOFS-6/MORB-6	3	
11	1014015	ELBOW, 90, MOFS-10/MORB-12	2	
12	1013998	ELBOW, 90, MOFS-4/MORB-6	1	
13	1031416	HOSE,-8,3000,FOFS-8SW/45FOFS-8SW,157.75	1	
14	1031407	HOSE-8,3000,FOFS-8SW/45FOFS-8SW,147	1	
15	1027946	HOSE, -6, LOW, FOFS-6SW / 90FOFS-6SW, 44	1	

WHEN ORDERING PARTS, SPECIFY MODEL NUMBER, SERIAL NUMBER AND DESCRIPTION OF PARTS REQUIRED

## 4-ASSEMBLY



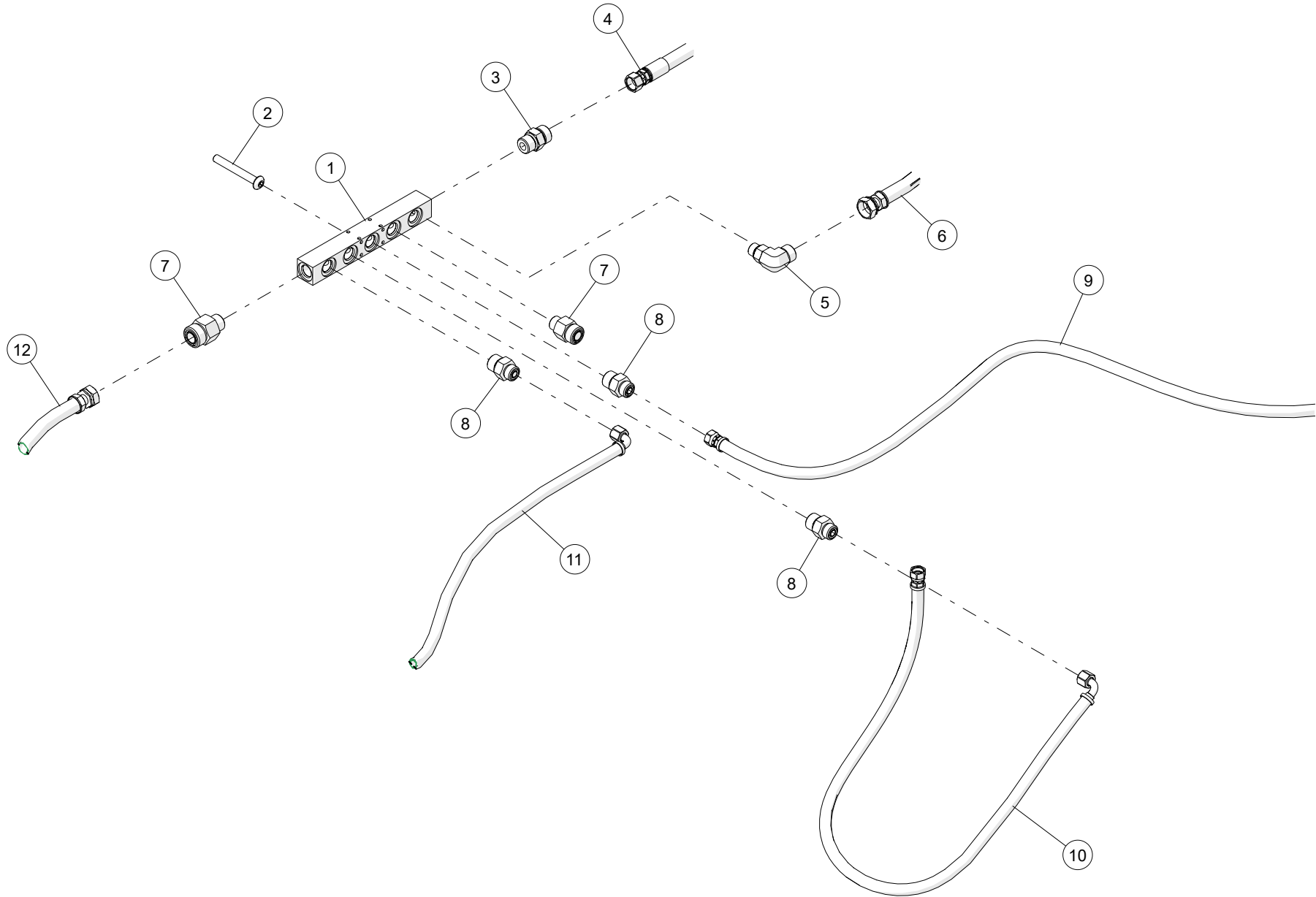
WHEN ORDERING PARTS, SPECIFY MODEL NUMBER, SERIAL NUMBER AND DESCRIPTION OF PARTS REQUIRED

## 4-ASSEMBLY

ITEM	PART NUMBER	DESCRIPTION	QUANTITY	NOTES
	<b>4-ASSEMBLY</b>	<b>FOR REFERENCE ONLY</b>		
1	T132094	SWING DRIVE	1	
2	T131929	SWING MOTOR	1	
3	S43-12DM035-28	SCR, SHCS M12X1.75X35, ST SQC C8.8	2	
4	HHCS-C313A258Z0	HEX HEAD CAP SCREW, 5/16-18 X 1 1/4 LEN, GR8, ZINC	14	
5	WSH2-X3130008Z0	SAE WASHER, 5/16, GR8, ZN	19	
6	1010081	ADAPTER, MOFS-10/MORB-10	2	
7	1031422	HOSE,-10,3000,FOFS-10SW/90FOFS-10SW,50	1	
8	1031423	HOSE,-10,3000,FOFS-10SW/90FOFS-10SW,49	1	
9	1010066	ADAPTER, MOFS-4/MORB-4	1	
10	1031425	HOSE,-4,3000,FOFS-4SW/90FOFS-4SW,50.5	1	

WHEN ORDERING PARTS, SPECIFY MODEL NUMBER, SERIAL NUMBER AND DESCRIPTION OF PARTS REQUIRED



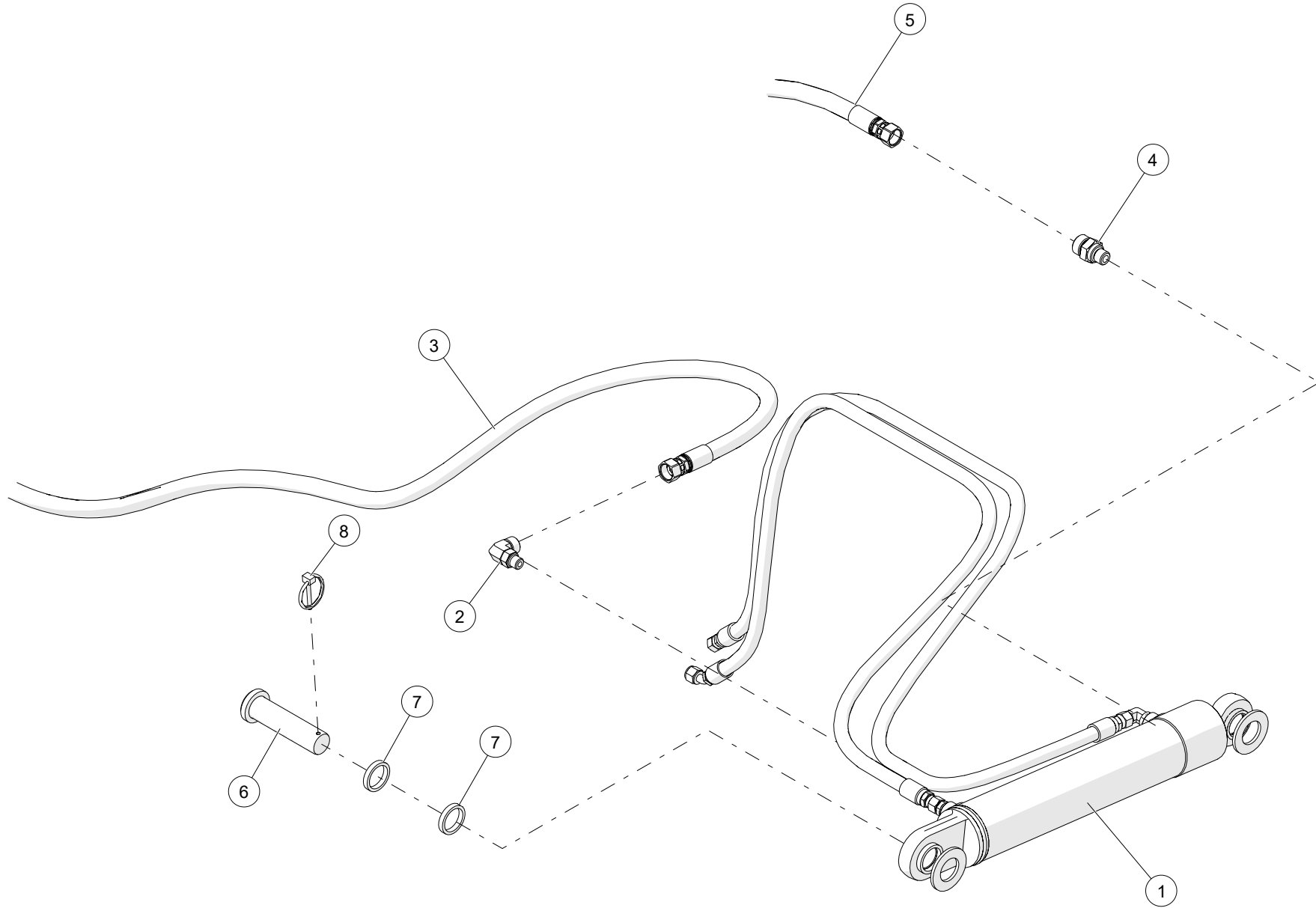


WHEN ORDERING PARTS, SPECIFY MODEL NUMBER, SERIAL NUMBER AND DESCRIPTION OF PARTS REQUIRED

## 5-ASSEMBLY

ITEM	PART NUMBER	DESCRIPTION	QUANTITY	NOTES
	<b>5-ASSEMBLY</b>	<b>FOR REFERENCE ONLY</b>		
1	T132014	MANIFOLD	1	
2	1027289	CAP SCREW, 10-24 X 40, ZINC	4	
3	1010076	ADAPTER, MOFS-8/MORB-8	4	
4	1031417	HOSE,-8,3000,FOFS-8SW/FOFS-8SW,78	1	
5	1014011	ELBOW, 90, MOFS-10/MORB-8	1	
6	1031455	HOSE,-10,300,FOFS-10SW/FOFS-10SW,94	1	
7	1010080	ADAPTER, MOFS-10/MORB-8	2	
8	1010073	ADAPTER, MOFS-6/MORB-8	3	
9	1031493	HOSE,-6,300,FOFS-6SW/FOFS-6SW,55.5	1	
10	1027946	HOSE, -6, LOW, FOFS-6SW / 90FOFS-6SW, 44	1	
11	1031426	HOSE,-6,300,FOFS-6SW/90FOFS-6SW,90.5	1	
12	1031415	HOSE,-10,300,FOFS-10SW/FOFS-10SW,41.25	1	

WHEN ORDERING PARTS, SPECIFY MODEL NUMBER, SERIAL NUMBER AND DESCRIPTION OF PARTS REQUIRED

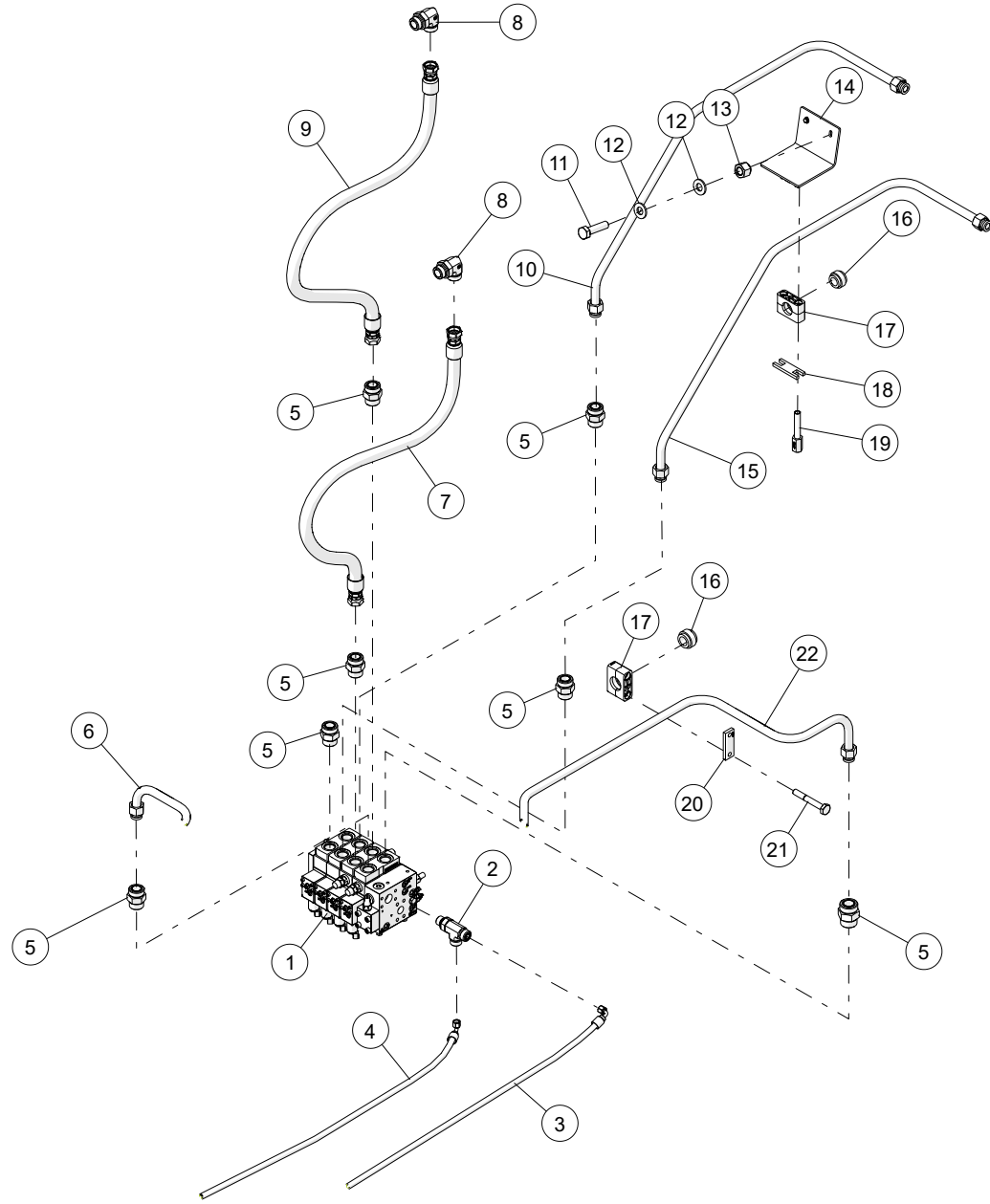


WHEN ORDERING PARTS, SPECIFY MODEL NUMBER, SERIAL NUMBER AND DESCRIPTION OF PARTS REQUIRED

## 6-ASSEMBLY

ITEM	PART NUMBER	DESCRIPTION	QUANTITY	NOTES
	<b>6-ASSEMBLY</b>	<b>FOR REFERENCE ONLY</b>		
1	T163592	CYLINDER, CAB TILT	1	
2	1014006	ELBOW, 90, MOFS-8/MORB-6	2	
3	1031411	HOSE,-8,3000,FOFS-8SW,45FOFS-8SW,104.75	1	
4	1010075	ADAPTER,MOFS-8/MORB-6	5	
5	1031412	HOSE,-8,3000,FOFS-8SW/45FOFS-8SW,98	1	
6	P01-A12XD25-20	PIN, CLEVIS 1.13X4.25, ST SQC	2	
7	1027473	SPACER	4	
8	CALL FOR ASSISTANCE	LOCK PIN WITH WIRE RING 0.185X1.250	2	

WHEN ORDERING PARTS, SPECIFY MODEL NUMBER, SERIAL NUMBER AND DESCRIPTION OF PARTS REQUIRED



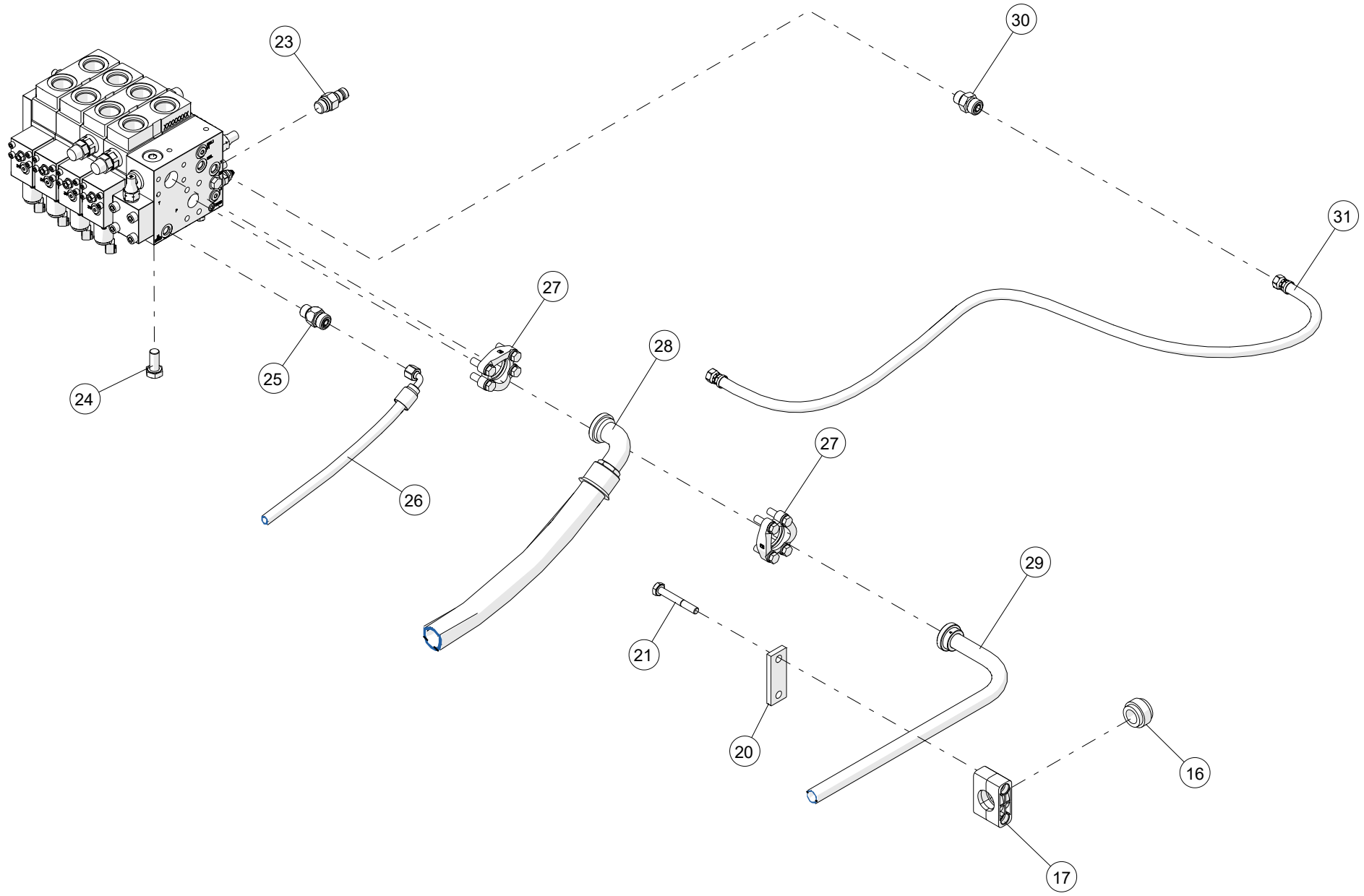
WHEN ORDERING PARTS, SPECIFY MODEL NUMBER, SERIAL NUMBER AND DESCRIPTION OF PARTS REQUIRED

## 7-ASSEMBLY

ITEM	PART NUMBER	DESCRIPTION	QUANTITY	NOTES
	<b>7-ASSEMBLY</b>	<b>FOR REFERENCE ONLY</b>		
1	1008328	BOOM VALVE	1	
2	1018081	TEE,MOFS-6,MORB-6,MOFS-6	1	
3	1031427	HOSE,-6,3000,FOFS-6SW/90FOFS-6SW,128	1	
4	1031432	HOSE,-6,3000,FOFS-6SW/90FOFS-6SW,113.75	1	
5	1010094	ADAPTER, MOFS-16/MORB-16	8	
6	1031434	TUBE,-16,1500,FOFS-16/MOFS-16	1	
7	1031444	HOSE,-16,5000,FOFS-16SW/FOFS-16SW,56.75	1	
8	1014023	ELBOW, 90, MOFS-16/MORB-16	3	
9	1031442	HOSE,-16,5000,FOFS-16SW/FOFS-16SW,59.25	1	
10	1031436	TUBE,-16,4500,FOFS-16/FOFS-16	1	
11	HHCS-C313A258Z0	HEX HEAD CAP SCREW, 5/16-18 X 1 1/4 LEN, GR8, ZINC	14	
12	WSH2-X3130008Z0	SAE WASHER, 5/16, GR8, ZN	19	
13	NUT3-C3750008Z0	NYLON LOCK NUT, 3/8-16, GR8, ZINC	2	
14	1031513	BRACKET, WINCH TUBES	1	
15	1031437	TUBE,-16,4500,FOFS-16/FOFS-16	1	
16	1034062	RI-25-6/5S	4	
17	1034057	5S-PP-R	4	
18	1034061	STAUFF LOCK PLATE, SIP-5S-W2	2	
19	1034060	AF-5S-U-W3	8	
20	1034056	DPAL-5S-W3-N	8	
21	1034059	STAUFF BOLT, AS-3/8-16UNCX2-3/4-AB-GR5-W3	8	
22	1031435	TUBE,-16,4500,FOFS-16/MOFS-16	1	

WHEN ORDERING PARTS, SPECIFY MODEL NUMBER, SERIAL NUMBER AND DESCRIPTION OF PARTS REQUIRED

# 7-ASSEMBLY



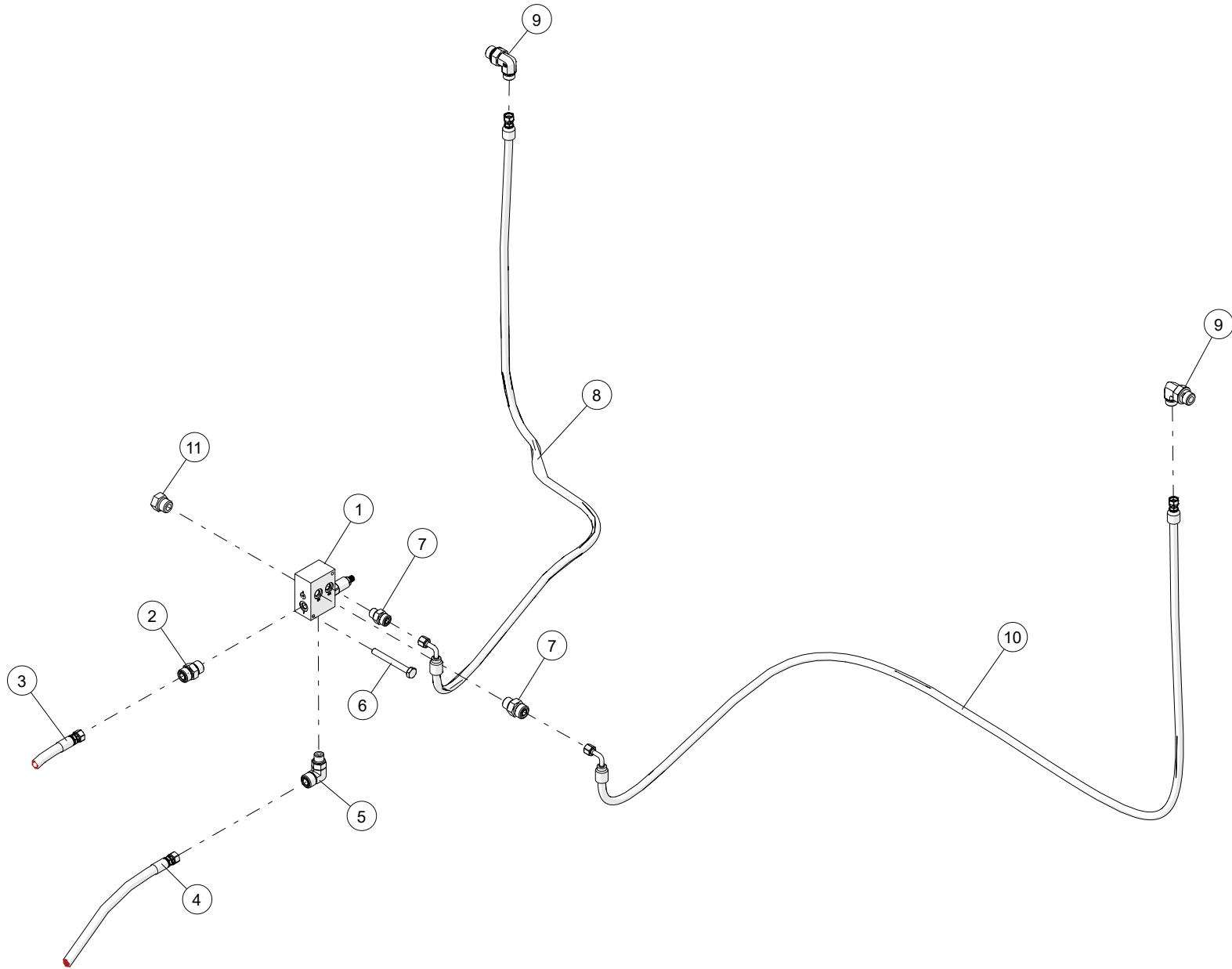
WHEN ORDERING PARTS, SPECIFY MODEL NUMBER, SERIAL NUMBER AND DESCRIPTION OF PARTS REQUIRED

## 7-ASSEMBLY

ITEM	PART NUMBER	DESCRIPTION	QUANTITY	NOTES
	<b>7-ASSEMBLY</b>	<b>FOR REFERENCE ONLY</b>		
23	1020456	QUICK CONNECT, -6, M-PD/MORB	2	
24	1027290	HEX HEAD FLANGE BOLT, 10-24 X 28.5, ZINC	8	
25	1008295	VALVE, ORIFICE, MOFS-6/CHECK-5/MORB-6	1	
26	1031431	HOSE,-6,5000,FOFS-6SW/90FOFS-6SW,76.75	1	
27	1020224	CLAMP, C61-20, KIT	2	
28	1027938	HOSE, -20, LOW, FOFS-20SW / 90OFS-20FLNG, 46	1	
29	1038485	TUBE,-16,4500,FOFS-16/C62-16	1	
30	1010071	ADAPTER, MOFS-6/MORB-6	3	
31	1031493	HOSE,-6,300,FOFS-6SW/FOFS-6SW,55.5	1	

WHEN ORDERING PARTS, SPECIFY MODEL NUMBER, SERIAL NUMBER AND DESCRIPTION OF PARTS REQUIRED



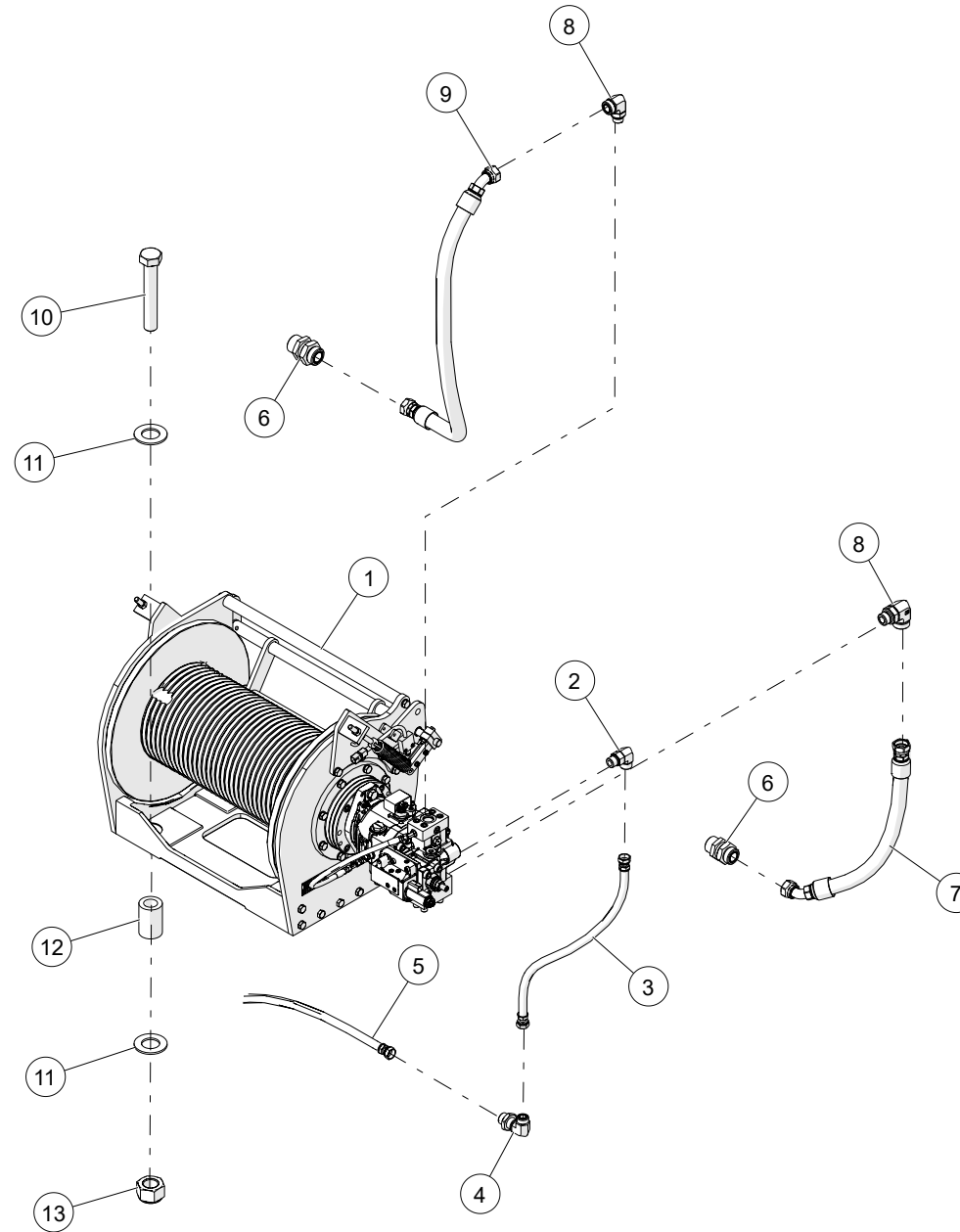


WHEN ORDERING PARTS, SPECIFY MODEL NUMBER, SERIAL NUMBER AND DESCRIPTION OF PARTS REQUIRED

## 8-ASSEMBLY

ITEM	PART NUMBER	DESCRIPTION	QUANTITY	NOTES
	<b>8-ASSEMBLY</b>	<b>FOR REFERENCE ONLY</b>		
1	1008279	C'WGT FLOW DIVIDER, 80160	1	
2	1010076	ADAPTER, MOFS-8/MORB-8	4	
3	1031417	HOSE,-8,3000,FOFS-8SW/FOFS-8SW,78	1	
4	1031407	HOSE-8,3000,FOFS-8SW/45FOFS-8SW,147	1	
5	1014006	ELBOW, 90, MOFS-8/MORB-6	2	
6	HHCS-C250B258Z0	HEX HEAD CAP SCREW, 1/4-20 X 2 1/4 LEN, Gr8, ZN	2	
7	1010071	ADAPTER, MOFS-6/MORB-6	3	
8	1031405	HOSE,-6,3000,FOFS-6SW/90FOFS-6SW,82.25	1	
9	1014005	ELBOW, 90, MOFS-6/MORB-8	3	
10	1031406	HOSE,-6,3000,FOFS-6SW/90FOFS-6SW,100	1	
11	1019667	PLUG, HEX, ORB-6	3	

WHEN ORDERING PARTS, SPECIFY MODEL NUMBER, SERIAL NUMBER AND DESCRIPTION OF PARTS REQUIRED

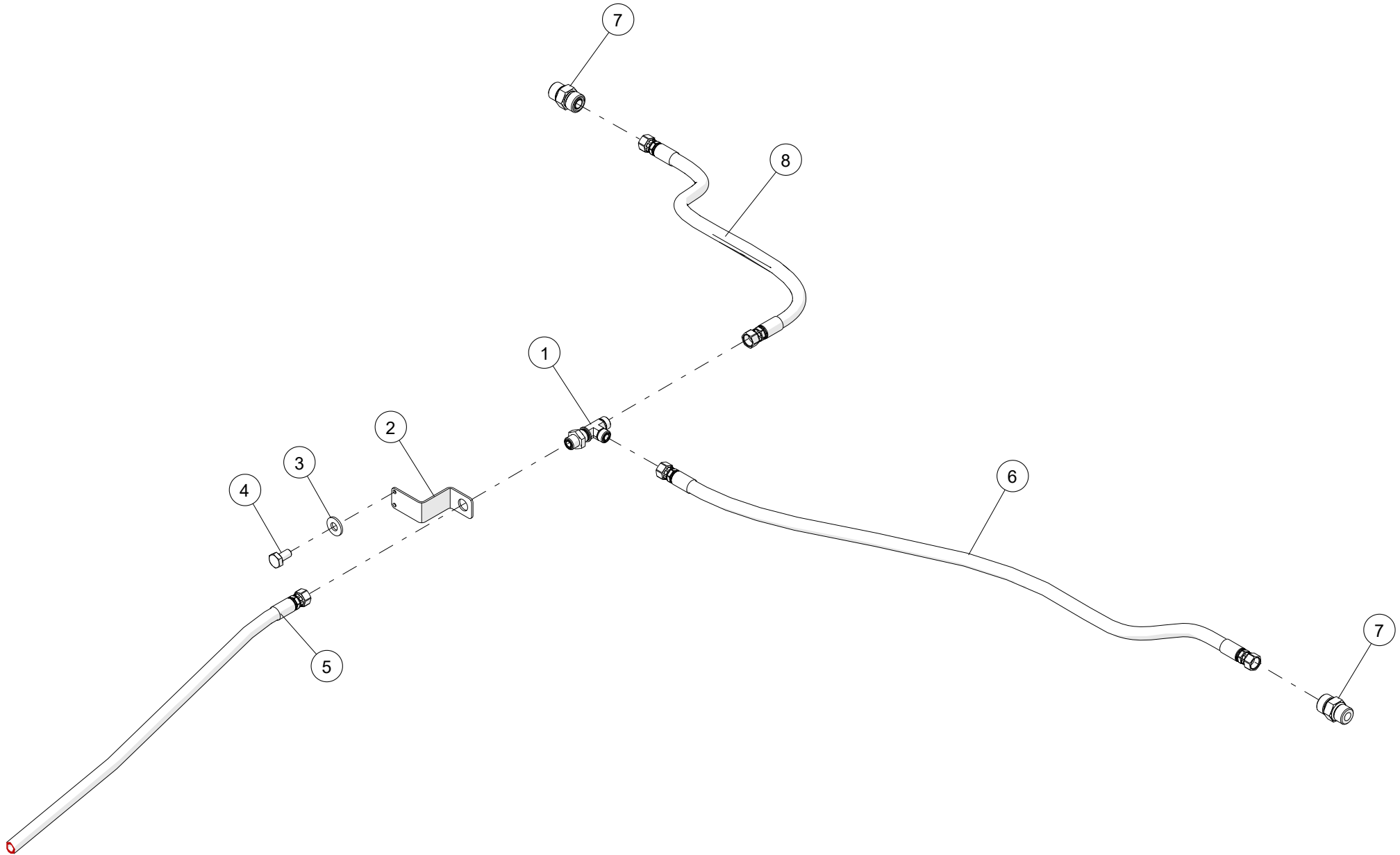


WHEN ORDERING PARTS, SPECIFY MODEL NUMBER, SERIAL NUMBER AND DESCRIPTION OF PARTS REQUIRED

## 9-ASSEMBLY

ITEM	PART NUMBER	DESCRIPTION	QUANTITY	NOTES
	<b>9-ASSEMBLY</b>	<b>FOR REFERENCE ONLY</b>		
1	1008332	WINCH, MAIN/AUX	1	
2	1014012	ELBOW, 90, MOFS-10/MORB-10	2	
3	1031421	HOSE,-10,300,FOFS-10SW/FOFS-10SW,28	1	
4	1013894	ELBOW, 90, BH W/NUT, MOFS-10/MOFS-10	1	
5	1031455	HOSE,-10,300,FOFS-10SW/FOFS-10SW,94	1	
6	1009989	ADAPTER,BH,MOFS-16/MOFS-16	2	
7	1031418	HOSE,-16,5000,FOFS-16SW/45FOFS-16SW,24.5	1	
8	1014022	ELBOW, 90, MOFS-16/MORB-12	1	
9	1031419	HOSE,-16,5000,FOFS-16SW/45FOFS-16SW,44.5	1	
10	HHCS-CA12G008M0	HEX HEAD CAP SCREW, 1 1/8-7 X 7 LEN, GR8, MA	4	
11	WSH2-XA120008Z0	SAE WASHER, 1-1/8, GR8, ZN	8	
12	1037216	ROUND, STOP TUBE	4	
13	NUT3-CA120008M0	NYLON LOCK NUT, 1 1/8-7, GR8, MA	4	

WHEN ORDERING PARTS, SPECIFY MODEL NUMBER, SERIAL NUMBER AND DESCRIPTION OF PARTS REQUIRED



WHEN ORDERING PARTS, SPECIFY MODEL NUMBER, SERIAL NUMBER AND DESCRIPTION OF PARTS REQUIRED

## 10-ASSEMBLY

ITEM	PART NUMBER	DESCRIPTION	QUANTITY	NOTES
	<b>10-ASSEMBLY</b>	<b>FOR REFERENCE ONLY</b>		
1	1017987	TEE, MOFS-8/MOFS-8-BH/MOFS-8	1	
2	1026396	BULKHEAD T-BRACKET	1	
3	WSH2-X2500008Z0	SAE WASHER, 1/4, GR8, ZN	2	
4	HHCS-C2505008Z0	HEX HEAD CAP SCREW, 1/4-20 X 1/2 LEN, GR8, ZN	2	
5	1031416	HOSE,-8,3000,FOFS-8SW/45FOFS-8SW,157.75	1	
6	1031403	HOSE,-8,3000,FOFS-8SW/FOFS-8SW,43	1	
7	1010076	ADAPTER, MOFS-8/MORB-8	4	
8	1031404	HOSE-8,3000,FOFS-8SW/FOFS-8SW,29.75	1	

WHEN ORDERING PARTS, SPECIFY MODEL NUMBER, SERIAL NUMBER AND DESCRIPTION OF PARTS REQUIRED

## NON - ILLUSTRATED PAGE

WHEN ORDERING PARTS, SPECIFY MODEL NUMBER, SERIAL NUMBER AND DESCRIPTION OF PARTS REQUIRED

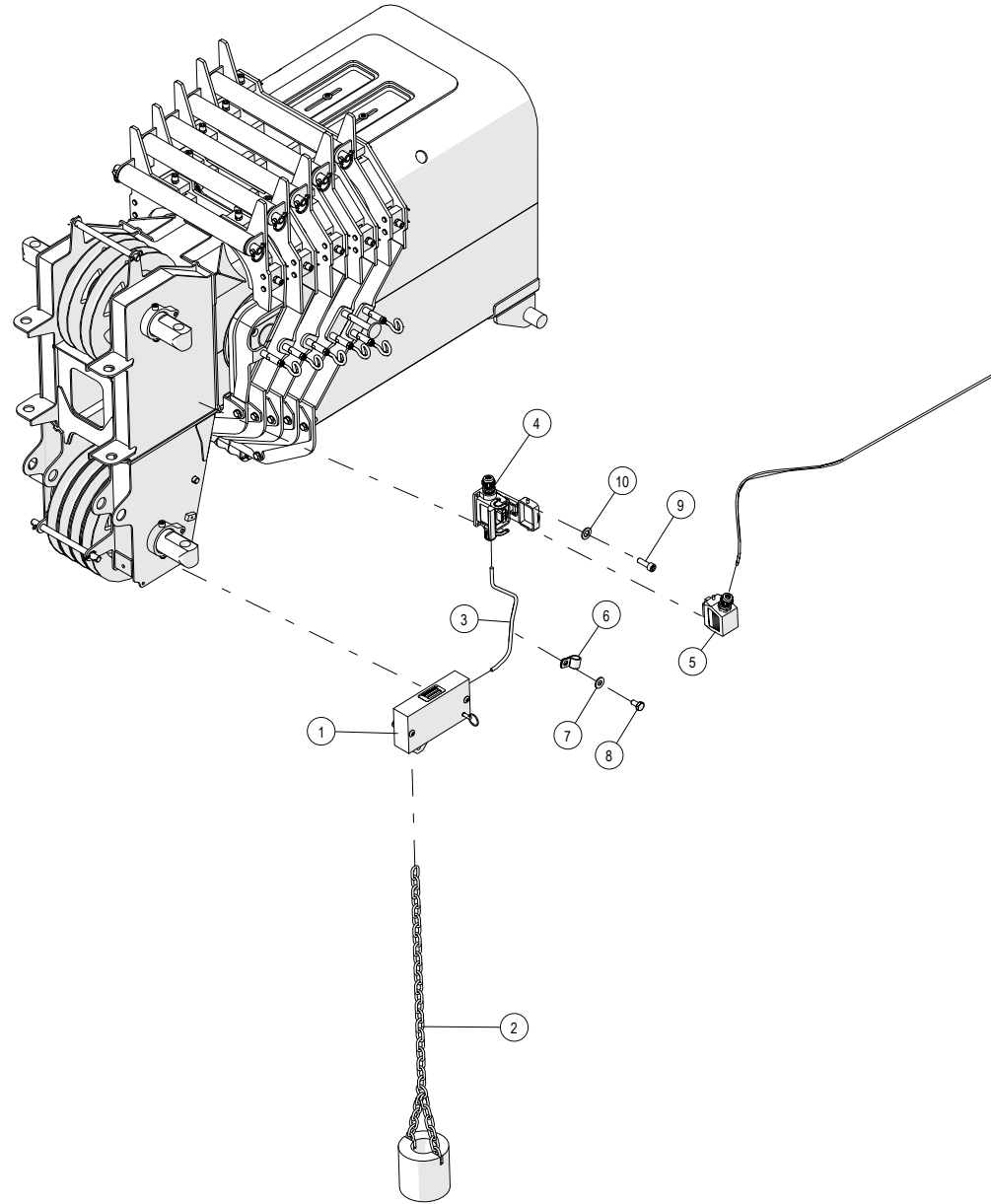
---

## UPPER ELECTRICAL ASSEMBLY

ITEM	PART NUMBER	DESCRIPTION	QUANTITY	NOTES
	<b>1027131</b>	<b>UPPER ELECTRICAL ASSEMBLY</b>		
1	1008365	SENSOR, HYDRAULIC PRESSURE 500 PSI	1	
2	1008366	SENSOR, HYDRAULIC PRESSURE 6000 PSI	3	
3	1032426	HARNESS UPPER	1	
4	1223-1013	SWITCH, COUNTERWEIGHT	1	
5	1223-387	HORN 12 VOLT FANFARE	1	
6	1223-770	LIGHT, TRIPLE IDENT, RED	1	
7	200B2007-13	CLAMP, SUPPORT	2	
8	N04-312C000-25	NUT, HEX 0.3125-18, ST SQC G5	3	
9	NYL-190C000-22	NUT, HEX NYL-INS 10-24,ST SQC G2	2	
10	NYL-312C000-25	NUT, HEX NYL-INS 0.312-18,ST SQC G5	3	
11	S01-312CA00-25	SCR, HHCS 0.3125-18X1.00,ST SQC G5	3	
12	SL5-190CA50-20	SCR, CREC RND MS 10-24X1.50,ST SQC	2	
13	SMF-12DM020-E8	SCR, HHCS M12-1.75X20 FT, S-S 18-8	2	
14	T106055	CABLE TIE,STUD MOUNT, 1/4-20	2	
15	T133342	BRACKET, CWT SWITCH	1	
16	T150852	BRACKET, BULKHEAD	1	
17	WAN-31NX000-20	WSH, FL TYPA-NRW 0.3125, ST SQC	6	
18	WAR-190X000-22	WSH, FL TYPA-REG 10, ST SQC G2	4	
19	WBR-31RX875-20	WSH, FL TYPB-REG 0.3125, ST SQC	3	
20	WMF-012X000-E8	WSH, FLAT M12 DIN125, S-S 18-8	2	

WHEN ORDERING PARTS, SPECIFY MODEL NUMBER, SERIAL NUMBER AND DESCRIPTION OF PARTS REQUIRED



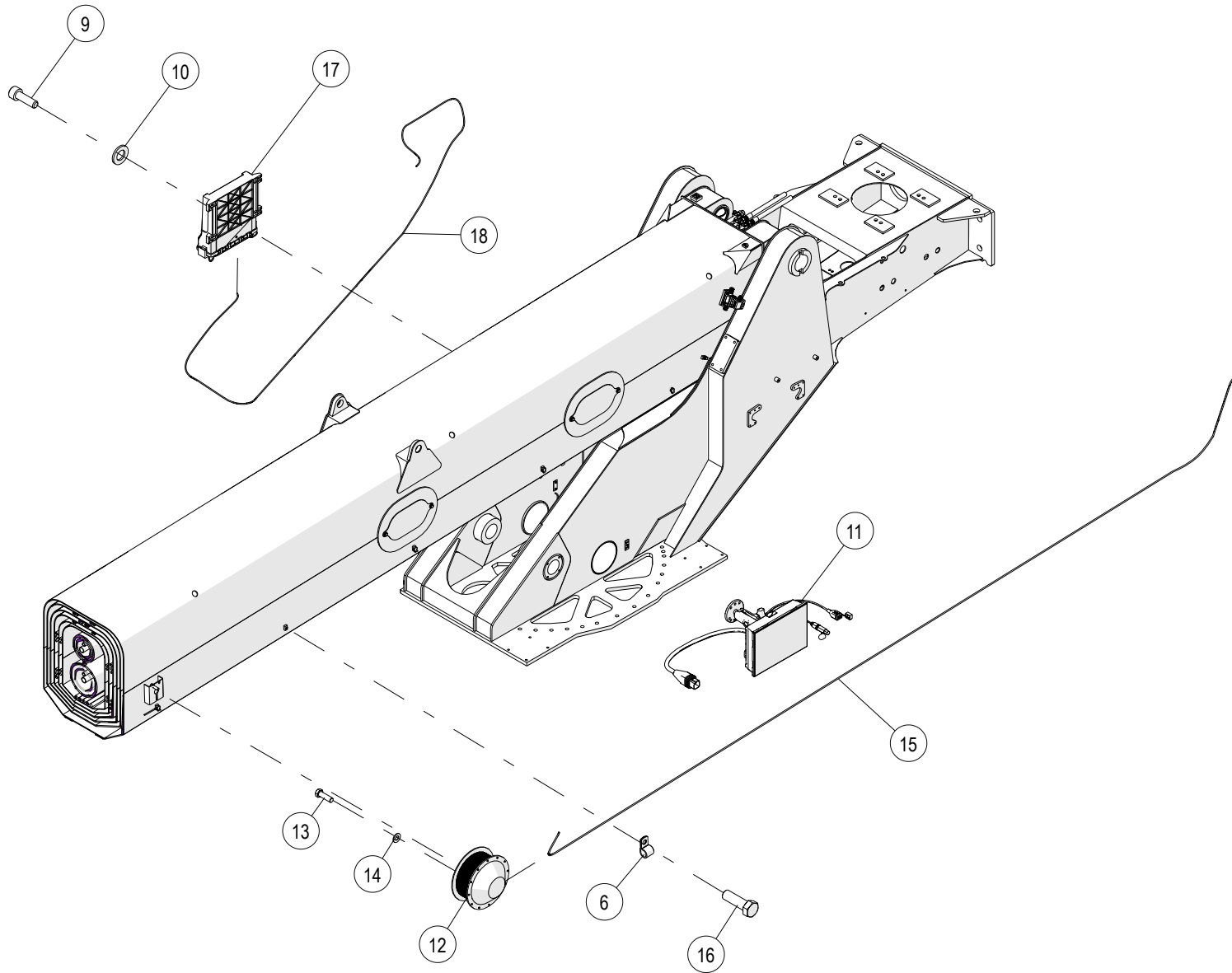


WHEN ORDERING PARTS, SPECIFY MODEL NUMBER, SERIAL NUMBER AND DESCRIPTION OF PARTS REQUIRED

## LMI ASSEMBLY

ITEM	PART NUMBER	DESCRIPTION	QUANTITY	NOTES
	<b>1031260</b>	<b>LMI ASSEMBLY</b>		
1	714-0621	SWITCH, ATB	1	
2	717-0882	CTWT W/ CHAIN	1	
3	1031230	LMI CABLE 18FT	18	
4	T127374	BASE, WEIDMULLER	2	
5	T127379	HOOD, WEIDMULLER	2	
6	1031232	P CLAMP	10	
7	WSH2-X2500008Z0	SAE WASHER, 1/4, GR8, ZN	10	
8	HHCS-C2505005Z0	HEX HEAD CAP SCREW, 1/4-20 X 1/2 LEN, GR5, ZN	5	
9	SHCS-C190625AB0	SOCKET HEAD CAP SCREW, 10-24 X 5/8 LEN, BO	12	
10	WSH2-X1900008Z0	SAE WASHER, #10, GR8, ZN	12	

WHEN ORDERING PARTS, SPECIFY MODEL NUMBER, SERIAL NUMBER AND DESCRIPTION OF PARTS REQUIRED



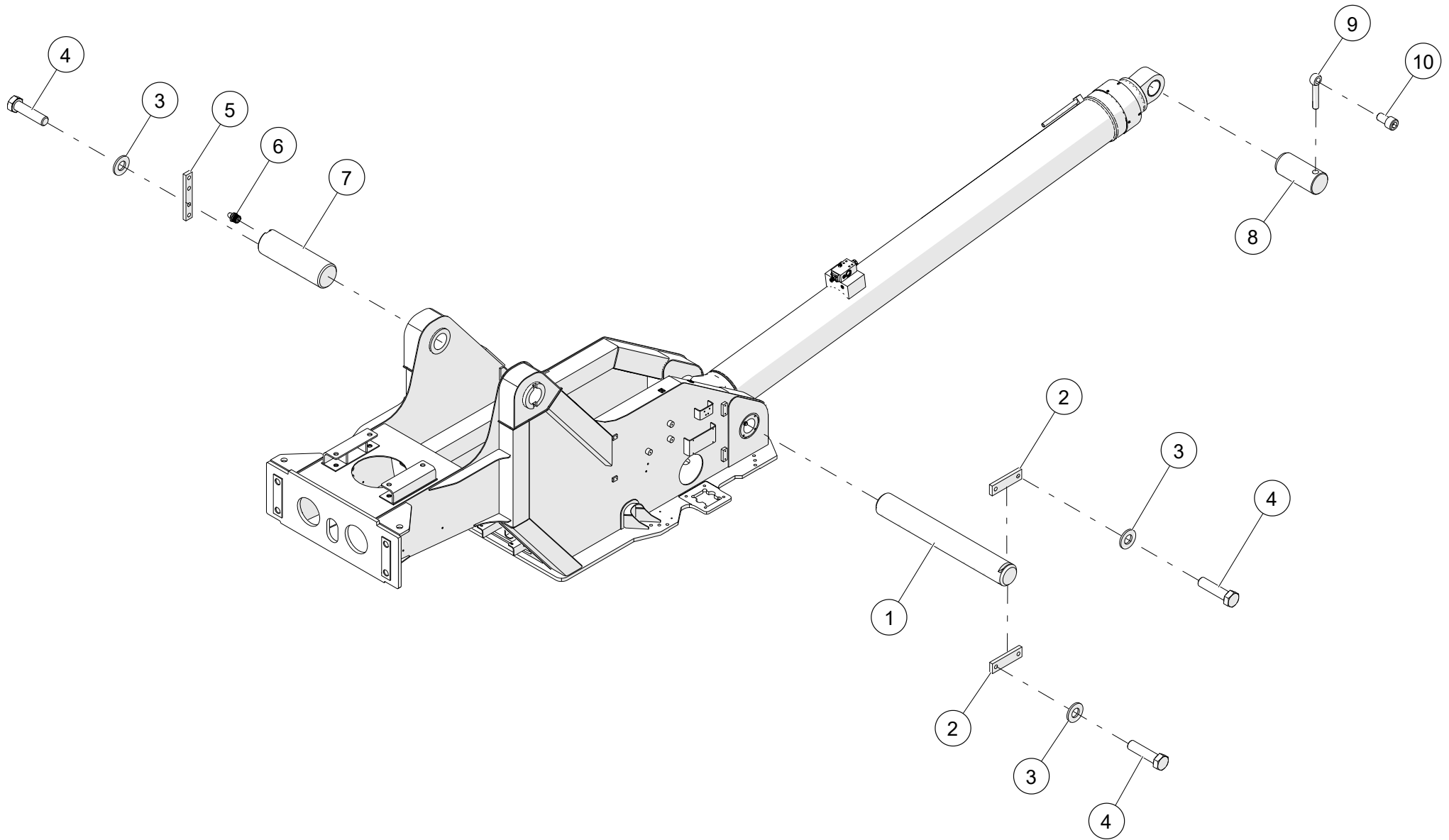
WHEN ORDERING PARTS, SPECIFY MODEL NUMBER, SERIAL NUMBER AND DESCRIPTION OF PARTS REQUIRED

## LMI ASSEMBLY

ITEM	PART NUMBER	DESCRIPTION	QUANTITY	NOTES
	<b>1031260</b>	<b>LMI ASSEMBLY</b>		
11	1031331	GREER TS7 TOUCHSCREEN	1	
12	1008421	REEL, LMI	1	
13	HHCS-C3757505Z0	HEX HEAD CAP SCREW, 3/8-16 X 3/4 LEN, GR5, ZN	3	
14	WSH2-X3750008Z0	SAE WASHER, 3/8, GR8, ZN	3	
15	1031272	REEL TAIL	1	
16	HHCS-C250500BZ0	HEX HEAD CAP SCREW, 1/4-20 X 1/2 LEN, GR5, ZINC	5	
17	1031226	GREER MG6 COMPUTER	1	
18	1031230	ATB WIRE 24	2	

WHEN ORDERING PARTS, SPECIFY MODEL NUMBER, SERIAL NUMBER AND DESCRIPTION OF PARTS REQUIRED

# BOOM PIVOT AND HOIST CYLINDER PIN INSTALLATION



WHEN ORDERING PARTS, SPECIFY MODEL NUMBER, SERIAL NUMBER AND DESCRIPTION OF PARTS REQUIRED

## BOOM PIVOT AND HOIST CYLINDER PIN INSTALLATION

ITEM	PART NUMBER	DESCRIPTION	QUANTITY	NOTES
	<b>1029857</b>	<b>BOOM PIVOT AND HOIST CYLINDER PIN INSTALLATION</b>		
1	1029859	PIN, LOWER HOIST	1	
2	1008004	KEEPER, LOWER HOIST PIN	2	
3	WSH2-X500000M07Z0	SAE WASHER, 1/2, ZINC	12	
4	HHCS-C500B00M03Z1	HEX HEAD CAP SCREW, 1/2-13 X 2 LEN, GR8, ZINC	12	
5	1004649	PIN RETAINER	2	
6	1004435	GREASE ZERK, STR 1/8 PTF MALE	2	
7	1029858	PIN, BOOM PIVOT	2	
8	1007160	PIN, UPPER HOIST	1	
9	1007159	ROD END, 1/2" DIA X 6" LEN	1	
10	SHCS-CA00A75M16B0	SOCKET HEAD CAP SCREW, 1-8 X 1 3/4 LEN, BLK OXIDE	1	

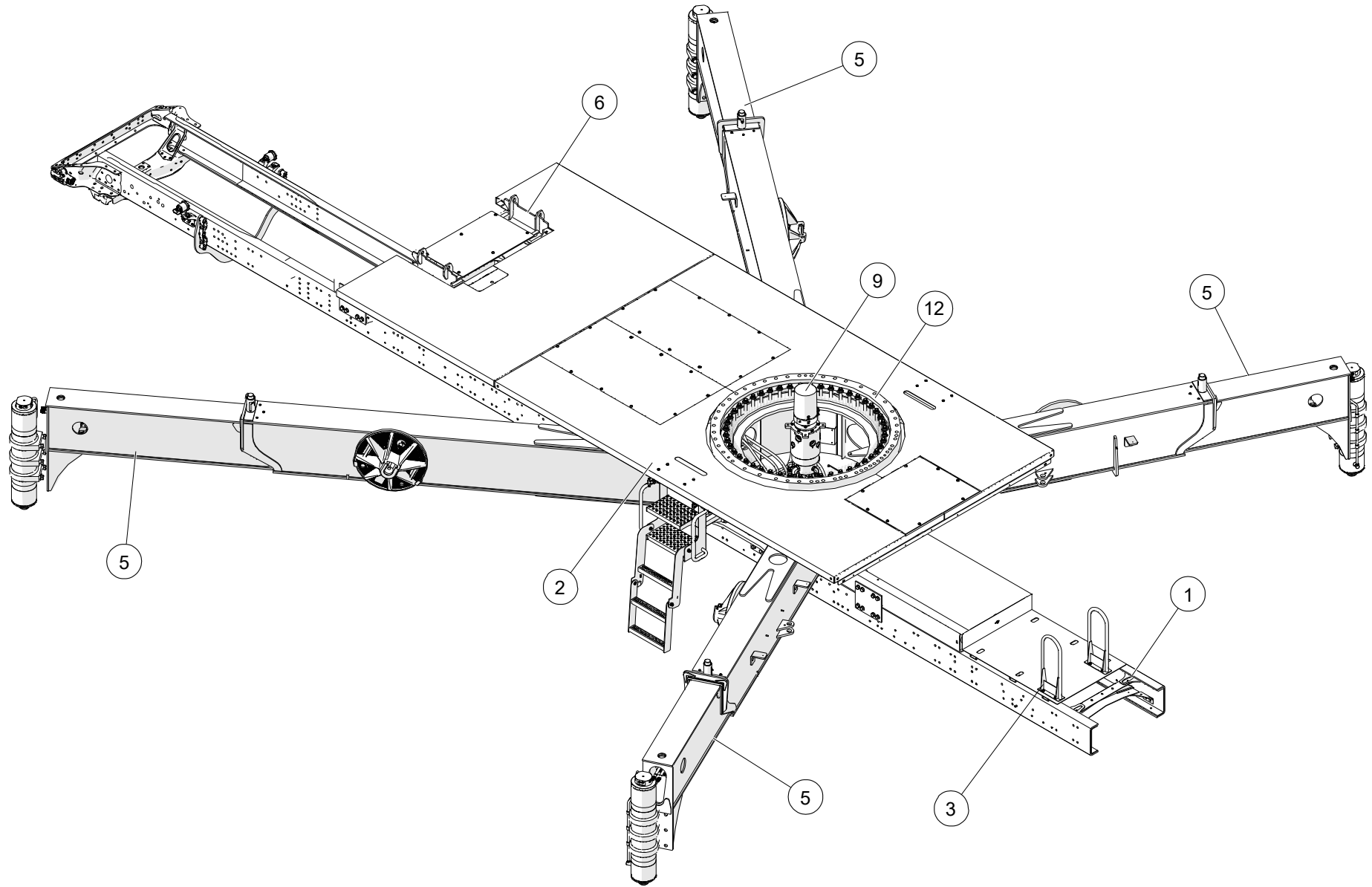
WHEN ORDERING PARTS, SPECIFY MODEL NUMBER, SERIAL NUMBER AND DESCRIPTION OF PARTS REQUIRED

## **CHAPTER NO. 2**

# **45-150 LOWER STRUCTURE**

**PAGE INTENTIONALLY LEFT BLANK**





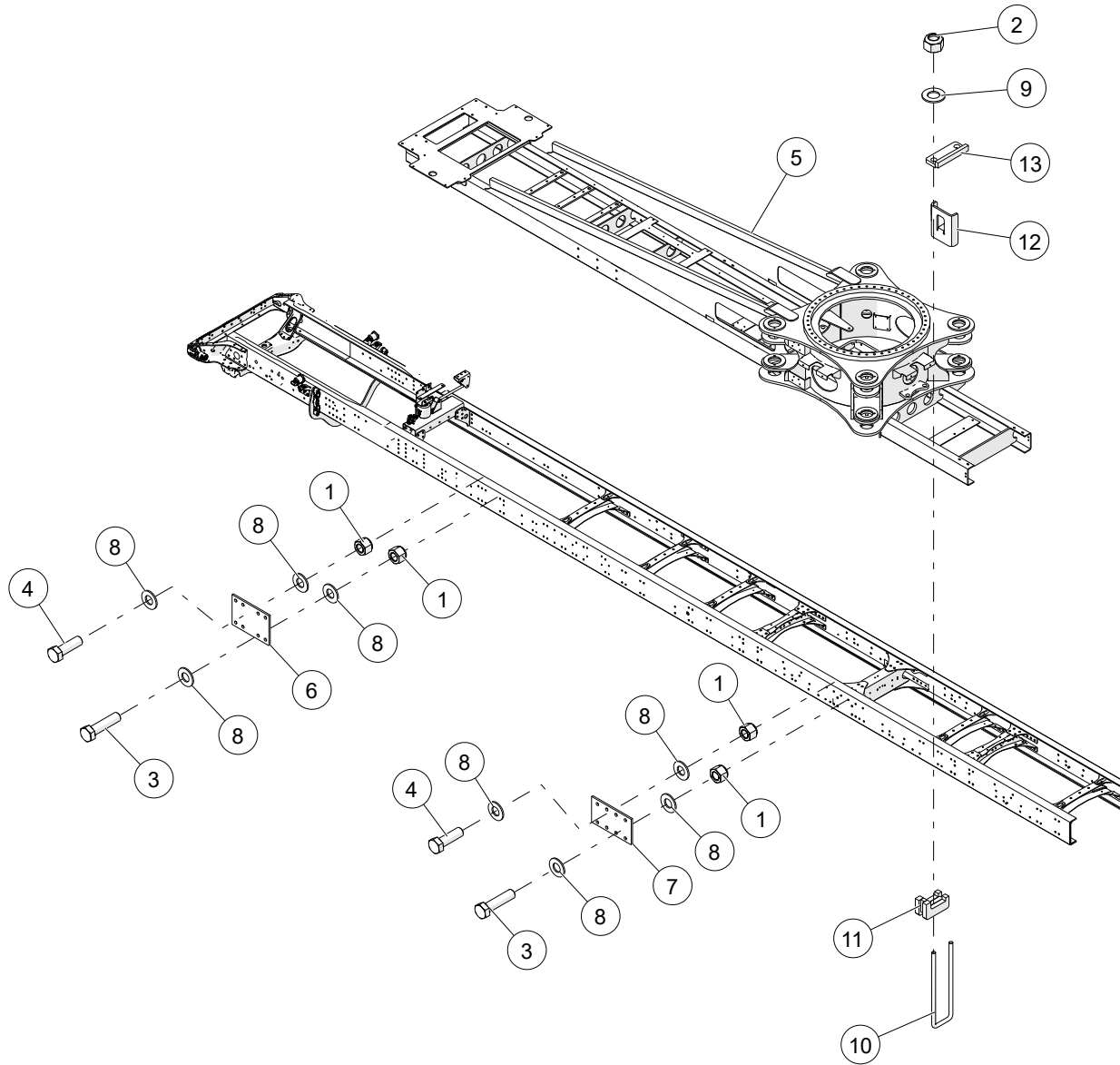
WHEN ORDERING PARTS, SPECIFY MODEL NUMBER, SERIAL NUMBER AND DESCRIPTION OF PARTS REQUIRED

## 45-150 LOWER STRUCTURE

ITEM	PART NUMBER	DESCRIPTION	QUANTITY	NOTES
	<b>45-150-LWR-STR</b>	<b>45-150 LOWER STRUCTURE</b>		
1	<b>1027797</b>	CENTER STRUCTURE INSTALLATION	1	SEE PAGE 219
2	<b>1034889</b>	DECKING INSTALLATION 45-150	1	SEE PAGE 221
3	<b>T119960</b>	PLATFORM INSTALLATION	1	SEE PAGE 229
4*	<b>T150137</b>	FENDERS 55 INCH AXLE CTR	1	SEE PAGE 233
4A	<b>T150139</b>	FENDERS 55 INCH AXLE CTR	1	SEE PAGE 235
4B	<b>T150138</b>	FENDERS 60 INCH AXLE CTR	1	SEE PAGE 237
5	<b>1035550</b>	OUTRIGGER INSTALLATION	4	SEE PAGE 239
6	<b>1029843</b>	COUNTER WEIGHT RACK INSTALLATION	1	SEE PAGE 253
7*	<b>T122108</b>	REAR BUMPER ASSEMBLY	1	SEE PAGE 255
8*	<b>1027167</b>	LOWER ELECTRICAL ASSEMBLY	1	SEE PAGE 257
9	<b>1043842</b>	45-150 BACKWARD TANK LOWER HYDRAULIC ASSEMBLY	1	SEE PAGE 259
10*	<b>1008828**</b>	PUMP/PTO OPTION	1	SEE PAGE 287
11*	<b>1008830**</b>	HOSE KIT OPTION	1	SEE PAGE 297
12	<b>T108155</b>	BEARING INSTALLATION	1	SEE PAGE 315
13*	<b>1043635</b>	45-150 BACKWARDS TANK OPTION	1	SEE PAGE 319
	<b>NOTE:</b>	*NOT SHOWN IN THE ILLUSTRATION **NOT SERVICEABLE AT THIS LEVEL		

WHEN ORDERING PARTS, SPECIFY MODEL NUMBER, SERIAL NUMBER AND DESCRIPTION OF PARTS REQUIRED

# CENTER STRUCTURE INSTALLATION

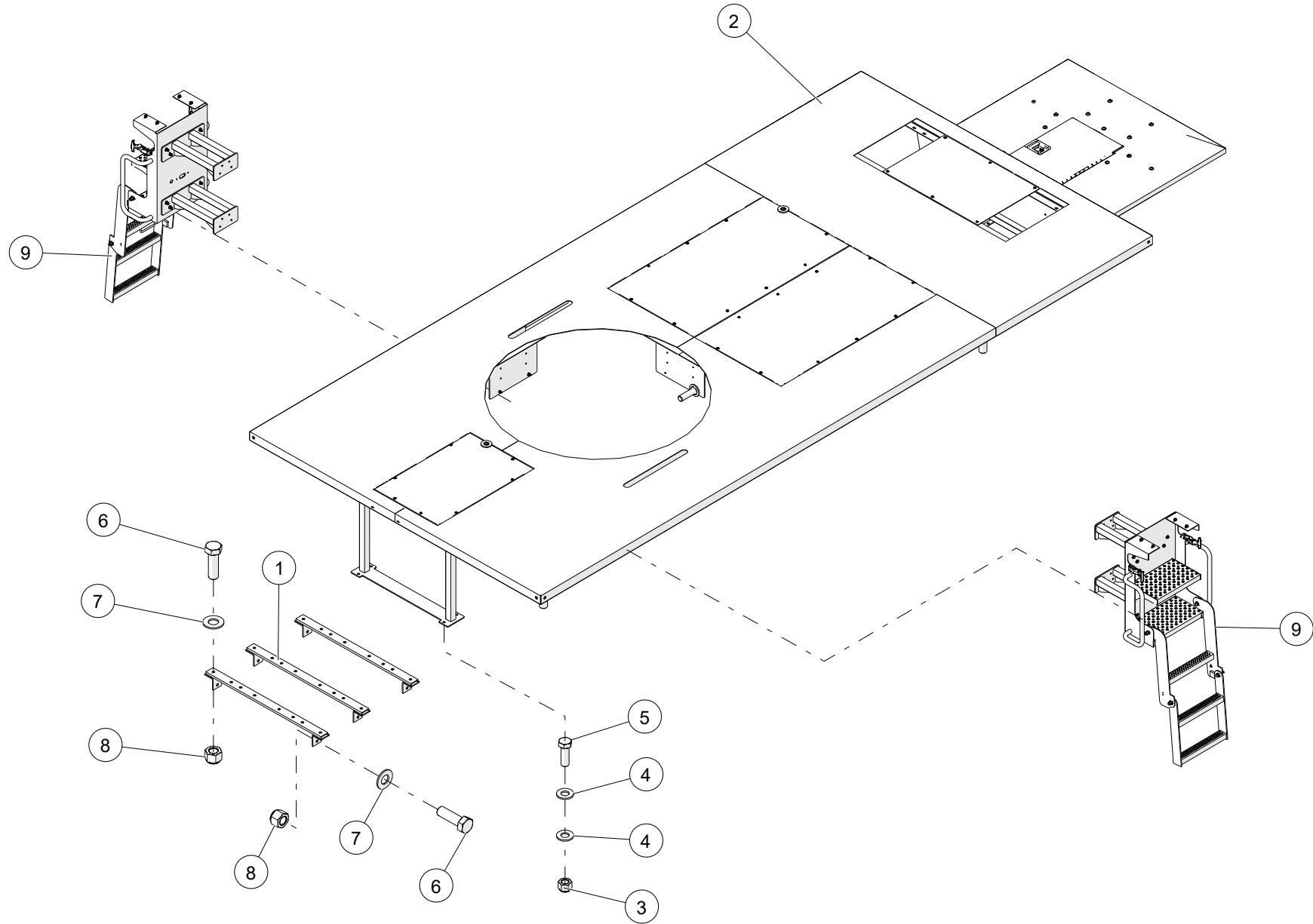


WHEN ORDERING PARTS, SPECIFY MODEL NUMBER, SERIAL NUMBER AND DESCRIPTION OF PARTS REQUIRED

## CENTER STRUCTURE INSTALLATION

ITEM	PART NUMBER	DESCRIPTION	QUANTITY	NOTES
	<b>1027797</b>	<b>CENTER STRUCTURE INSTALLATION</b>		
1	NUT3-C6250008M0	NYLON LOCK NUT, 5/8-11, GR8, MA	48	
2	NUT3-CA000008M0	NYLON LOCK NUT, 1-8, GR8, MA	8	
3	HHCS-C625B508M0	HEX HEAD CAP SCREW, 5/8-11 X 2 1/2 LEN, GR8, MA	24	
4	HHCS-C625B008M0	HEX HEAD CAP SCREW, 5/8-11 X 2 LEN, GR8, MA	24	
5	1027794	CENTER STRUCTURE WELDMENT	1	
6	REPLACE WITH T117395	PLATE, SHEAR	4	
7	T117743	PLATE, SHEAR	2	
8	WSH1-X6250008Z0	WASHER, 5/8, GR8, ZN	96	
9	WSH2-XA000008Z0	SAE WASHER, 1, GR8, ZN	8	
10	220-99066	U-BOLT	4	
11	T113753	SADDLE ASSEMBLY - U BOLT	4	
12	T132967	FRAME REINFORCEMENT	4	
13	T137047	PLATE, CLAMP, WELDMENT	4	

WHEN ORDERING PARTS, SPECIFY MODEL NUMBER, SERIAL NUMBER AND DESCRIPTION OF PARTS REQUIRED

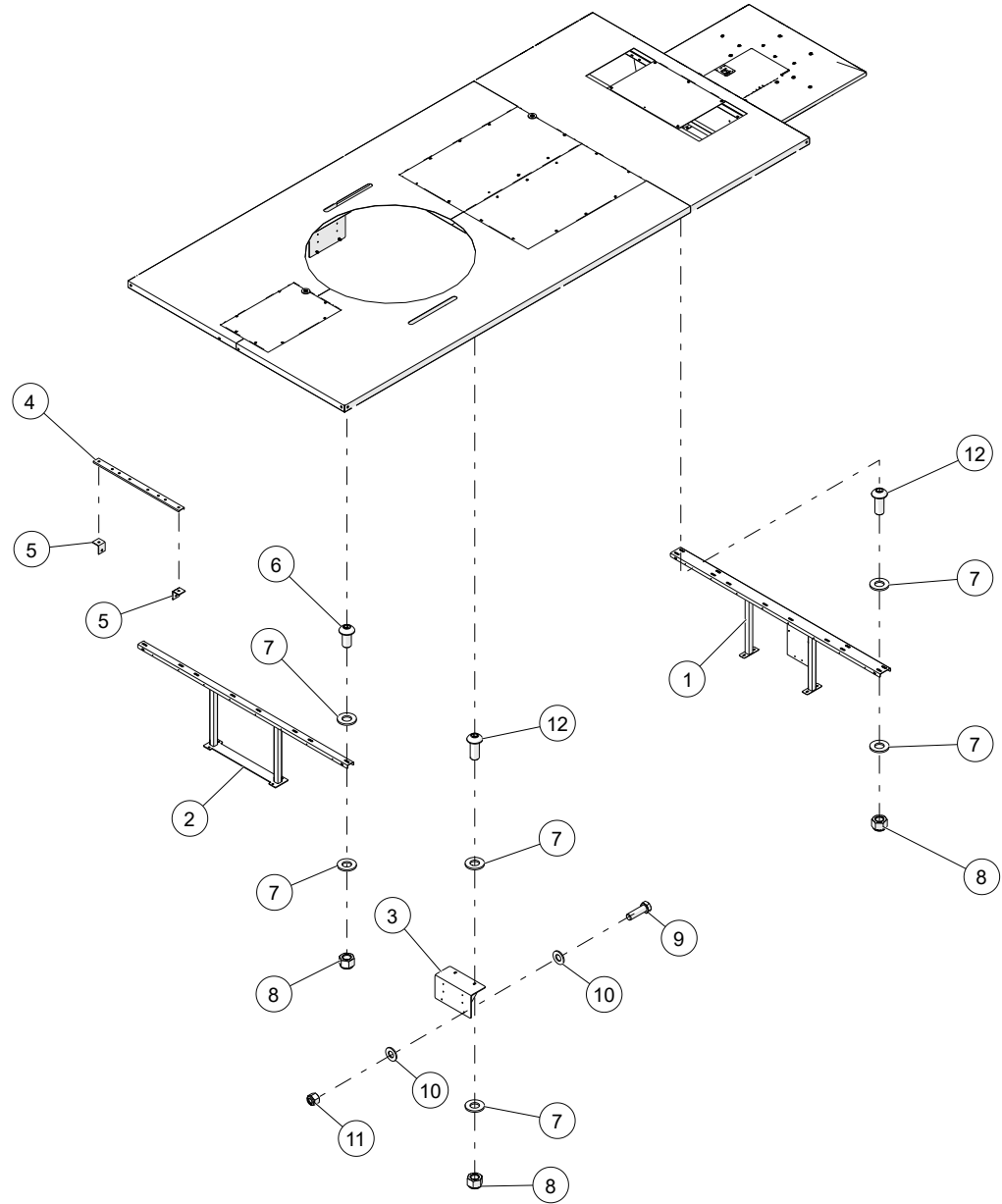


WHEN ORDERING PARTS, SPECIFY MODEL NUMBER, SERIAL NUMBER AND DESCRIPTION OF PARTS REQUIRED

## DECKING INSTALLATION

ITEM	PART NUMBER	DESCRIPTION	QUANTITY	NOTES
	<b>1034889</b>	<b>DECKING INSTALLATION</b>		
1	<b>T113262</b>	MOUNTING KIT, DECK	1	SEE PAGE 223
2	<b>1035526</b>	DECK KIT	1	SEE PAGE 225
3	NUT3-C5000008Z0	NYLON LOCK NUT, 1/2-13, GR8, ZN	36	
4	WSH2-X5000008Z0	SAE WASHER, 1/2, GR8, ZN	72	
5	HHCS-C500A508Z0	HEX HEAD CAP SCREW, 1/2-13 X 1 1/2 LEN, GR8, ZN	8	
6	HHCS-C625B008M0	HEX HEAD CAP SCREW, 5/8-11 X 2 LEN, GR8, MA	12	
7	WSH2-X6250008Z0	SAE WASHER, 5/8, GR8, ZN	24	
8	NUT3-C6250008M0	NYLON LOCK NUT, 5/8-11, GR8, MA	12	
9	<b>1035135</b>	LADDER ASSEMBLY	2	SEE PAGE 227

WHEN ORDERING PARTS, SPECIFY MODEL NUMBER, SERIAL NUMBER AND DESCRIPTION OF PARTS REQUIRED



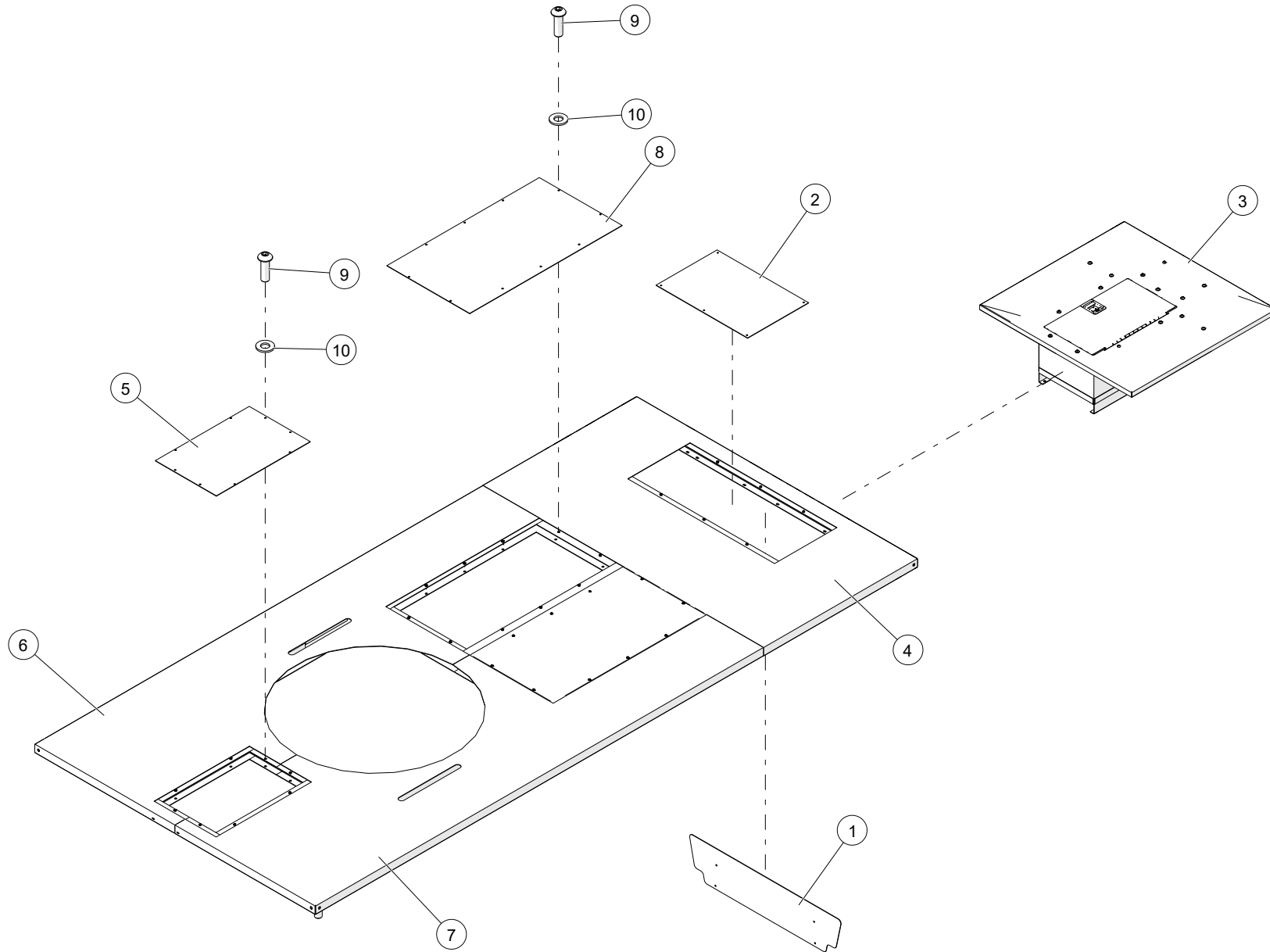
WHEN ORDERING PARTS, SPECIFY MODEL NUMBER, SERIAL NUMBER AND DESCRIPTION OF PARTS REQUIRED

## MOUNTING KIT, DECK

ITEM	PART NUMBER	DESCRIPTION	QUANTITY	NOTES
	<b>T113262</b>	<b>MOUNTING KIT, DECK</b>		
1	T113157	MOUNT ASSEMBLY, DECK	1	
2	T113161	MOUNT ASSEMBLY, REAR	1	
3	T113168	BRACKET ASSEMBLY, MOUNT	4	
4	T118692	CHANNEL, 2.50 X 40.0 X 2.27	3	
5	T118712	BRACKET, CHANNEL MOUNT	6	
6	SH03-C500A00BB0	SHCS BUTTON HEAD, 1/2-13 X 1 LEN, BO	2	
7	WSH2-X5000008Z0	SAE WASHER, 1/2, GR8, ZN	72	
8	NUT3-C5000008Z0	NYLON LOCK NUT, 1/2-13, GR8, ZN	36	
9	HHCS-C375A258Z0	HEX HEAD CAP SCREW, 3/8-16 X 1 1/4 LEN, GR8, ZN	24	
10	WSH2-X3750008Z0	SAE WASHER, 3/8, GR8, ZN	48	
11	NUT3-C3750008Z0	NYLON LOCK NUT, 3/8-16, GR8, ZN	24	
12	SH03-C500A25BB0	SHCS BUTTON HEAD, 1/2-13 X 1 1/4 LEN, BO	26	

WHEN ORDERING PARTS, SPECIFY MODEL NUMBER, SERIAL NUMBER AND DESCRIPTION OF PARTS REQUIRED





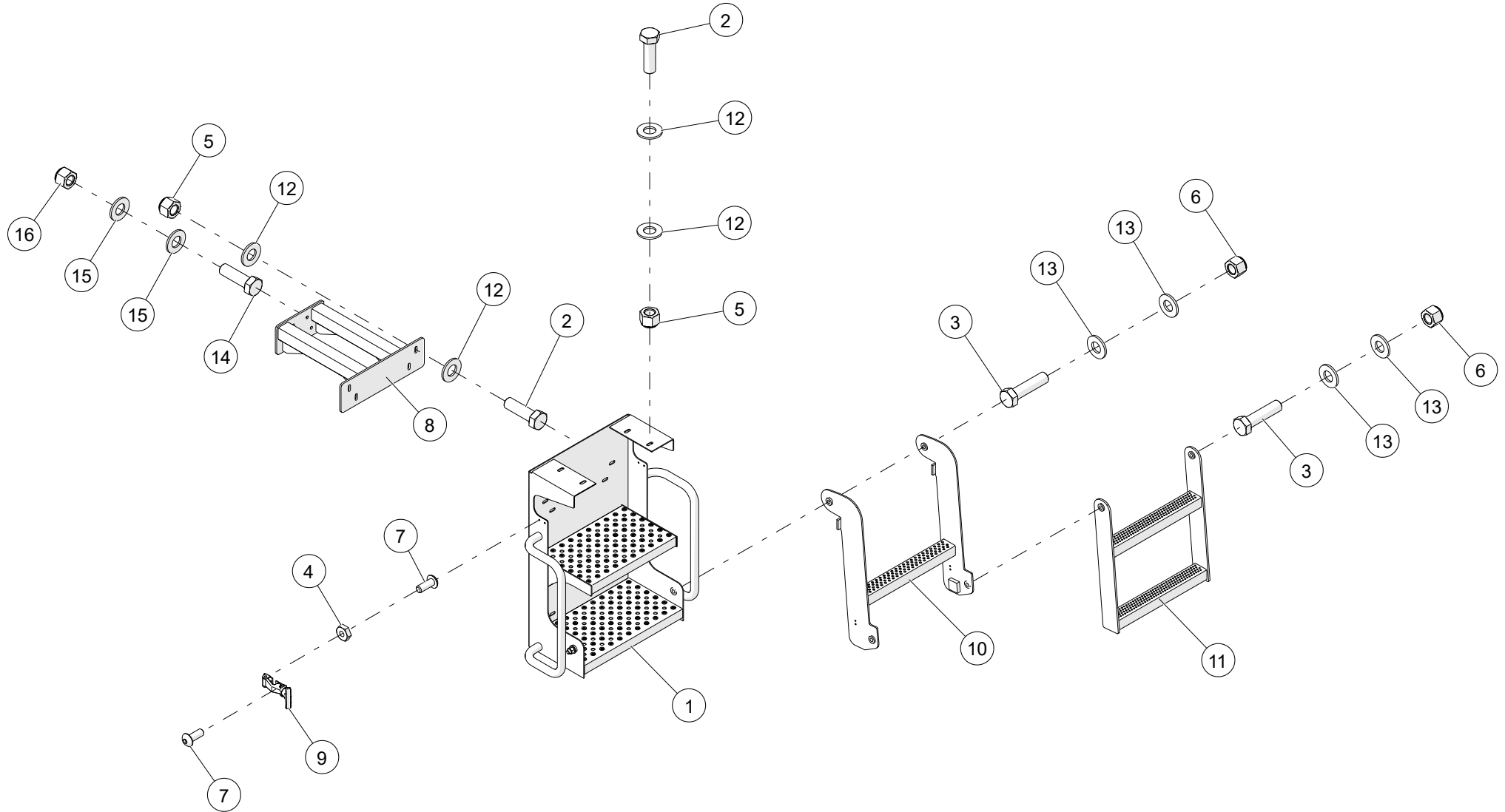
WHEN ORDERING PARTS, SPECIFY MODEL NUMBER, SERIAL NUMBER AND DESCRIPTION OF PARTS REQUIRED

## DECK KIT

ITEM	PART NUMBER	DESCRIPTION	QUANTITY	NOTES
	<b>1035526</b>	<b>DECK KIT</b>		
1	1035531	PLATE, FRONT COVER	1	
2	T113212	PANEL ASSEMBLY, COVER- CTWT	1	
3	1035527	PANEL ASSEMBLY, FRONT BOX	1	
4	T132198	PANEL ASSEMBLY, FRONT	1	
5	T132210	PLATE - COVER ASSEMBLY	1	
6	T132278	PANEL ASSEMBLY, LH	1	
7	T132280	PANEL ASSEMBLY, RH	1	
8	T138884	PLATE - COVER ASSEMBLY	2	
9	SH03-C313A00BB0	SHCS BUTTON HEAD, 5/16-18 X 1 LEN, BO	34	
10	WSH2-X3130008Z0	SAE WASHER, 5/16, GR8, ZN	34	

WHEN ORDERING PARTS, SPECIFY MODEL NUMBER, SERIAL NUMBER AND DESCRIPTION OF PARTS REQUIRED

# LADDER ASSEMBLY



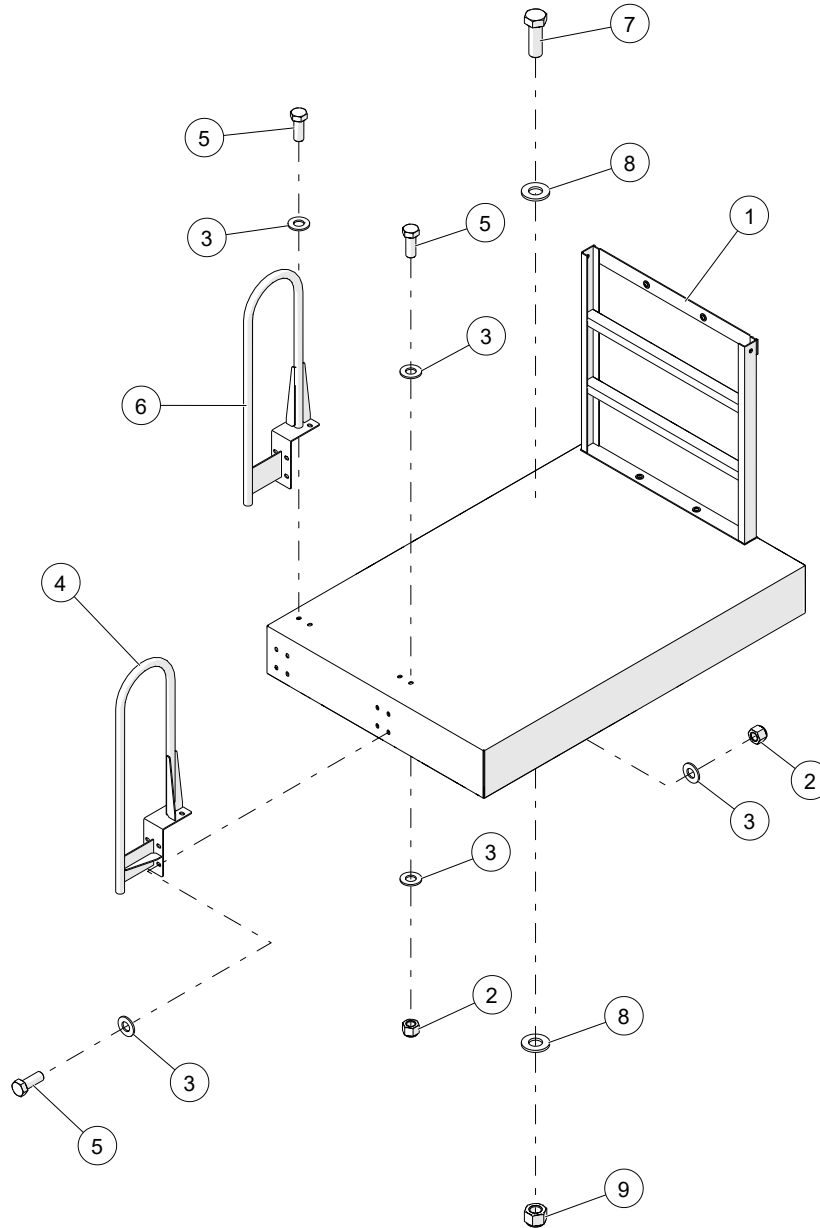
WHEN ORDERING PARTS, SPECIFY MODEL NUMBER, SERIAL NUMBER AND DESCRIPTION OF PARTS REQUIRED

## LADDER ASSEMBLY

ITEM	PART NUMBER	DESCRIPTION	QUANTITY	NOTES
	<b>1035135</b>	<b>LADDER ASSEMBLY</b>		
1	1033330	UPPER LADDER ASSEMBLY	1	
2	HHCS-C375A255Z1	HEX HEAD CAP SCREW, 3/8-16 X 1 1/4 LEN, GR5, ZN, FULL THREAD	12	
3	HHCS-C500B008Z0	HEX HEAD CAP SCREW, 1/2-13 X 2 LEN, GR8, ZN	4	
4	N23-190C000-20	NUT, HEX, MACH 10-24, ST SQC	8	
5	NUT3-C3750005Z0	NYLON LOCK NUT, 3/8-16, GR5, ZN	12	
6	NUT3-C5000008Z0	NYLON LOCK NUT, 1/2-13, GR8, ZN	4	
7	SH03-C190500BB0	SHCS BUTTON HEAD, 10-24 X 1/2 LEN, BO	8	
8	T117380	LADDER SUPPORT, UPPER	2	
9	T117679	LATCH	2	
10	T134365	LOWER LADDER ASSEMBLY	1	
11	T135120	LOWER STEP ASSEMBLY, LADDER	1	
12	WSH1-X3750008Z0	WASHER, 3/8, GR8, ZN	24	
13	WSH1-X5000008Z0	WASHER, 1/2, GR8, ZN	8	
14	HHCS-C375A258Z0	HEX HEAD CAP SCREW, 3/8-16 X 1 1/4 LEN, GR8, ZN	24	
15	WSH2-X3750008Z0	SAE WASHER, 3/8, GR8, ZN	48	
16	NUT3-C3750008Z0	NYLON LOCK NUT, 3/8-16, GR8, ZN	24	

WHEN ORDERING PARTS, SPECIFY MODEL NUMBER, SERIAL NUMBER AND DESCRIPTION OF PARTS REQUIRED

# PLATFORM INSTALLATION



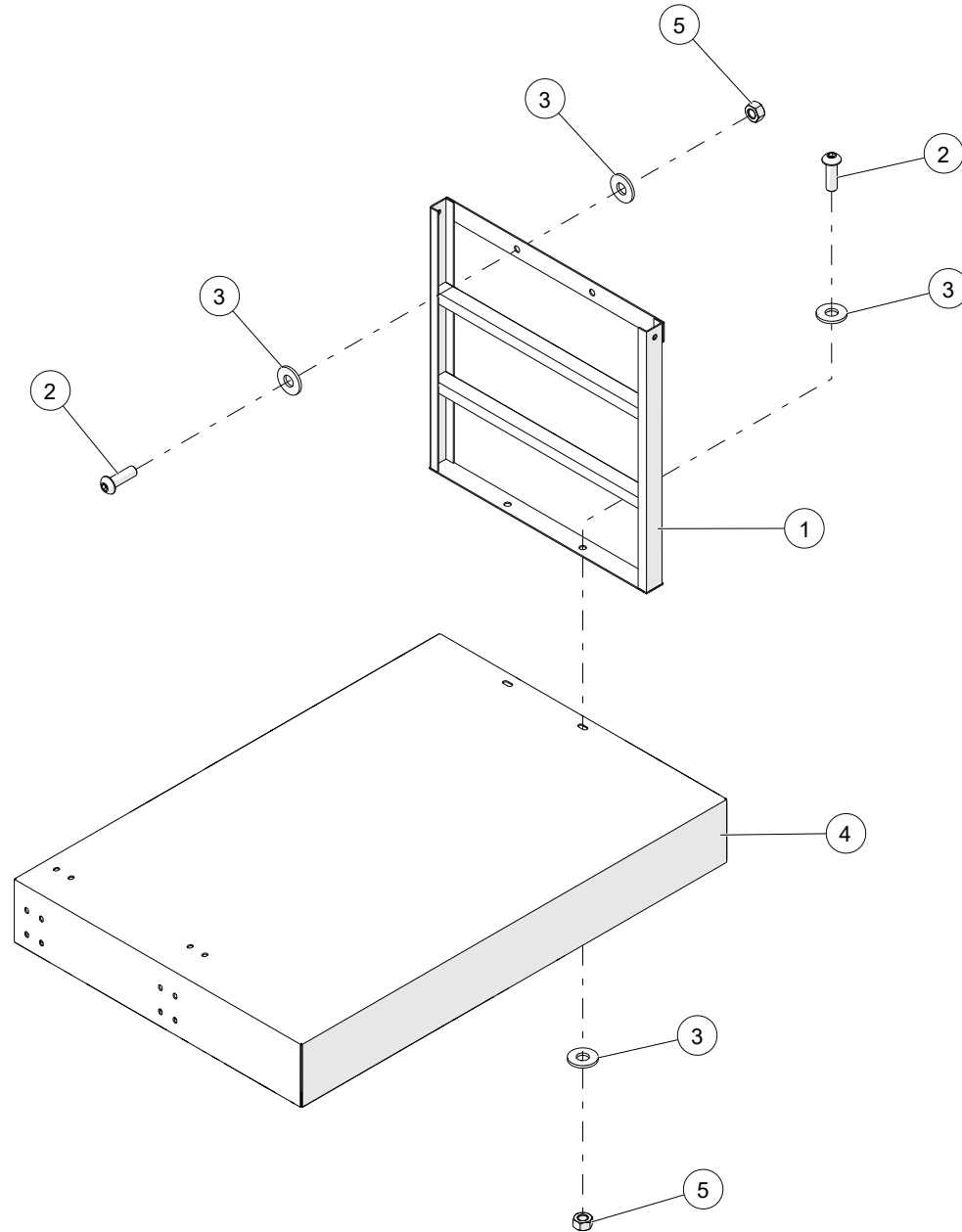
WHEN ORDERING PARTS, SPECIFY MODEL NUMBER, SERIAL NUMBER AND DESCRIPTION OF PARTS REQUIRED

## PLATFORM INSTALLATION

---

ITEM	PART NUMBER	DESCRIPTION	QUANTITY	NOTES
	<b>T119960</b>	<b>PLATFORM INSTALLATION</b>		
1	T113145	PLATFORM ASSEMBLY	1	SEE PAGE 231
2	NUT3-C3750005Z0	NYLON LOCK NUT, 3/8-16, GR5, ZN	12	
3	WSH1-X3750008Z0	WASHER, 3/8, GR8, ZN	24	
4	T123671	HANDRAIL ASSEMBLY, REAR RH	1	
5	HHCS-C375A005Z0	HEX HEAD CAP SCREW, 3/8-16 X 1 LEN, GR5, ZN	12	
6	T123669	HANDRAIL ASSEMBLY, REAR LH	1	
7	HHCS-C500A505Z0	HEX HEAD CAP SCREW, 1/2-13 X 1 1/2 LEN, GR5, ZN	6	
8	WSH1-X5000008Z0	WASHER, 1/2, GR8, ZN	12	
9	NUT3-C5000005Z0	NYLON LOCK NUT, 1/2-13, GR5, ZN	6	

WHEN ORDERING PARTS, SPECIFY MODEL NUMBER, SERIAL NUMBER AND DESCRIPTION OF PARTS REQUIRED



WHEN ORDERING PARTS, SPECIFY MODEL NUMBER, SERIAL NUMBER AND DESCRIPTION OF PARTS REQUIRED

## PLATFORM ASSEMBLY

---

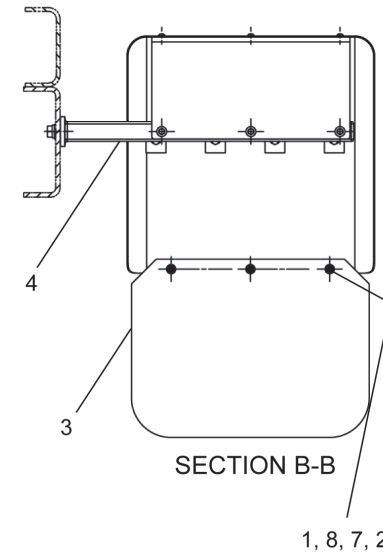
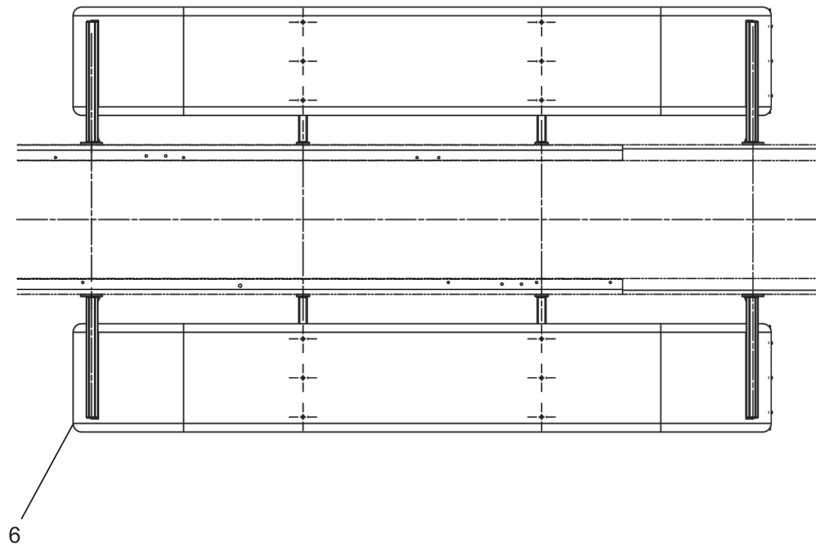
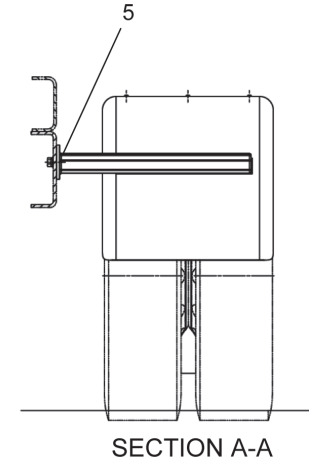
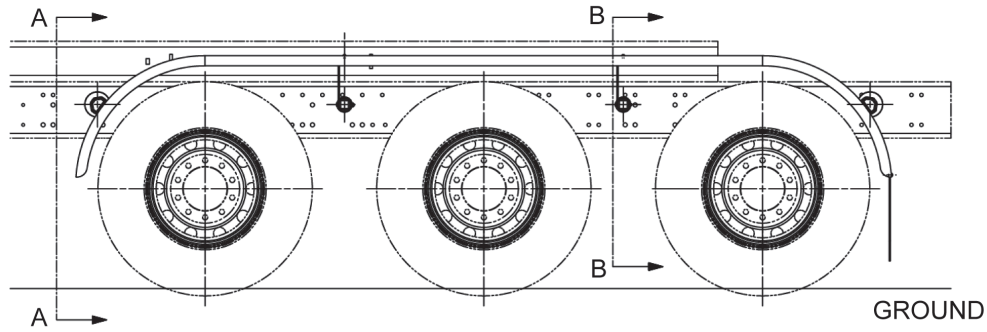
ITEM	PART NUMBER	DESCRIPTION	QUANTITY	NOTES
	<b>T113145</b>	<b>PLATFORM ASSEMBLY</b>		
1	T114096	LADDER ASSEMBLY, UPPER	1	
2	SH03-C313A00BB0	SHCS BUTTON HEAD, 5/16-18 X 1 LEN, BO	4	
3	WSH3-X3130008Z0	FENDER WASHER, 5/16, GR8, ZN	8	
4	T113156	PLATFORM, LOWER REAR	1	
5	NUT1-C3130005Z0	HEX NUT, 5/16-18, GR5, ZN	4	

WHEN ORDERING PARTS, SPECIFY MODEL NUMBER, SERIAL NUMBER AND DESCRIPTION OF PARTS REQUIRED

---



# FENDERS 55 INCH AXLE CTR



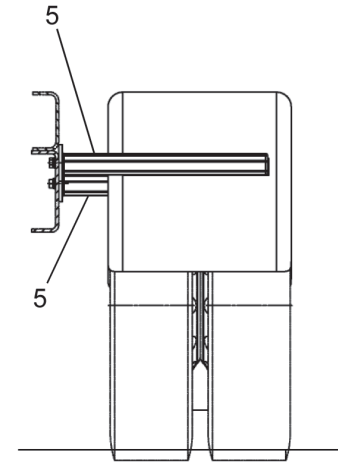
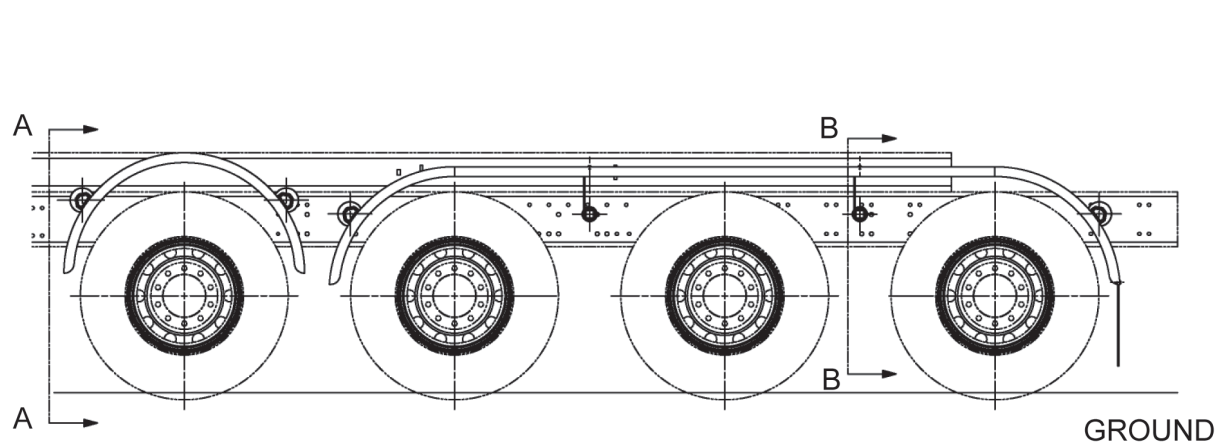
WHEN ORDERING PARTS, SPECIFY MODEL NUMBER, SERIAL NUMBER AND DESCRIPTION OF PARTS REQUIRED

## FENDERS 55 INCH AXLE CTR

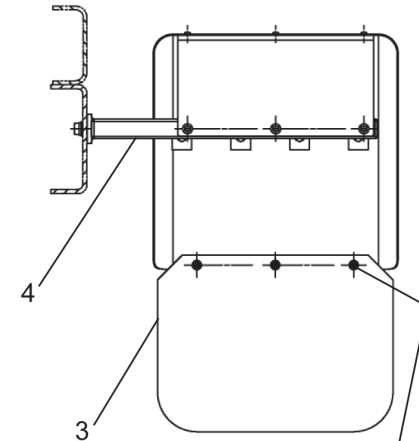
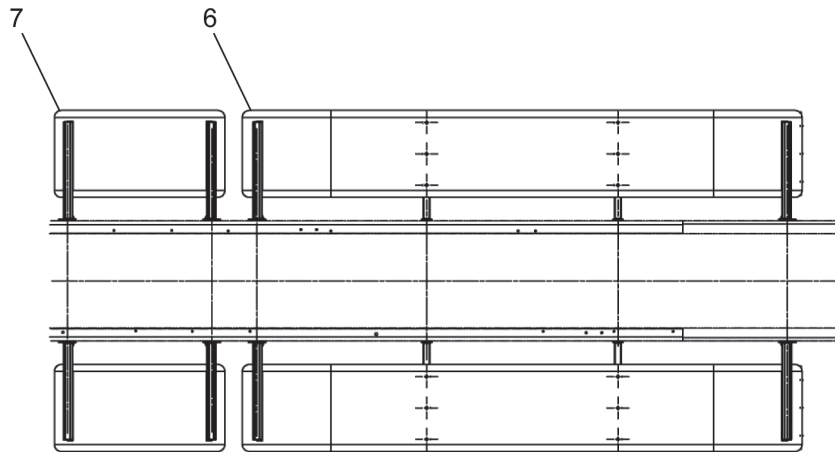
ITEM	PART NUMBER	DESCRIPTION	QUANTITY	NOTES
	<b>T150137</b>	<b>FENDERS 55 INCH AXLE CTR</b>		
1	NFH-312C000-25	NUT, HEX, FLANGE 0.312-18,ST Z G5	6	
2	S18-312CA00-E8	SCR, BSHSCS 0.312-18X1.00,SS18-8	6	
3	T123944	MUD FLAP, 18 X 24	2	
4	T137953	UNDER MOUNTING BRACKET	4	
5	T137954	OUTER MOUNTING BRACKET ASSEMBLY	4	
6	T137955	FENDER, 110" TRIDEM	2	
7	WAH-31NX000-Y2	WSR, FL HRD A-NRW 0.3125, ST YZ	6	
8	WMD-80MX000-E8	WSR, FNDR M8, SS 18-8	6	

WHEN ORDERING PARTS, SPECIFY MODEL NUMBER, SERIAL NUMBER AND DESCRIPTION OF PARTS REQUIRED

# FENDERS 55 INCH AXLE CTR W/PUSHER



SECTION A-A



SECTION B-B

1, 9, 8, 2

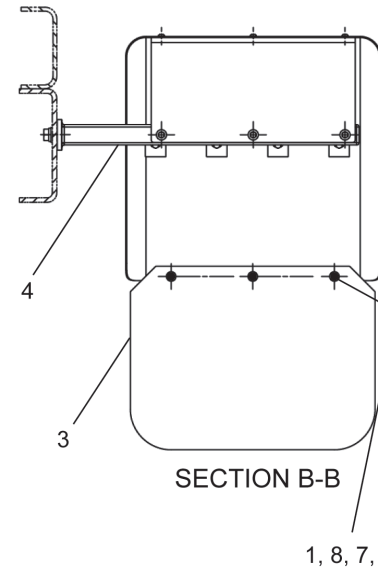
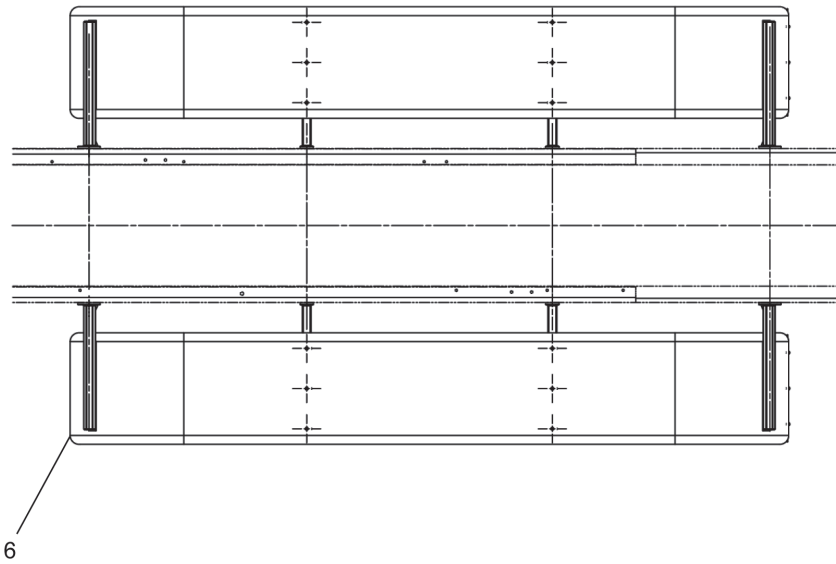
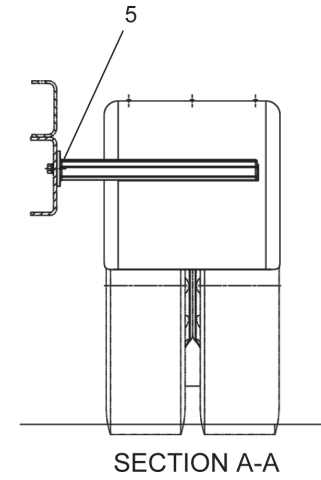
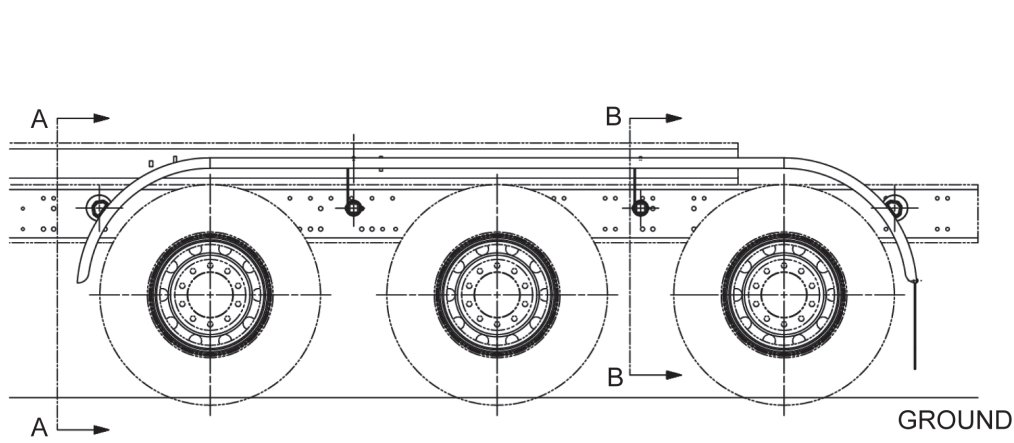
WHEN ORDERING PARTS, SPECIFY MODEL NUMBER, SERIAL NUMBER AND DESCRIPTION OF PARTS REQUIRED

## FENDERS 55 INCH AXLE CTR W/PUSHER

ITEM	PART NUMBER	DESCRIPTION	QUANTITY	NOTES
	<b>T150139</b>	<b>FENDERS 55 INCH AXLE CTR W/PUSHER</b>		
1	NFH-312C000-25	NUT, HEX, FLANGE 0.312-18,ST Z G5	6	
2	S18-312CA00-E8	SCR, BSHS 0.312-18X1.00,SS18-8	6	
3	T123944	MUD FLAP, 18 X 24	2	
4	T137953	UNDER MOUNTING BRACKET	4	
5	T137954	OUTER MOUNTING BRACKET ASSEMBLY	8	
6	T137955	FENDER, 110" TRIDEM	2	
7	T145180	FENDER, SINGLE AXLE	2	
8	WAH-31NX000-Y2	WSR, FL HRD A-NRW 0.3125, ST YZ	6	
9	WMD-80MX000-E8	WSR, FNDR M8, SS 18-8	6	

WHEN ORDERING PARTS, SPECIFY MODEL NUMBER, SERIAL NUMBER AND DESCRIPTION OF PARTS REQUIRED

# FENDERS 60 INCH AXLE CTR



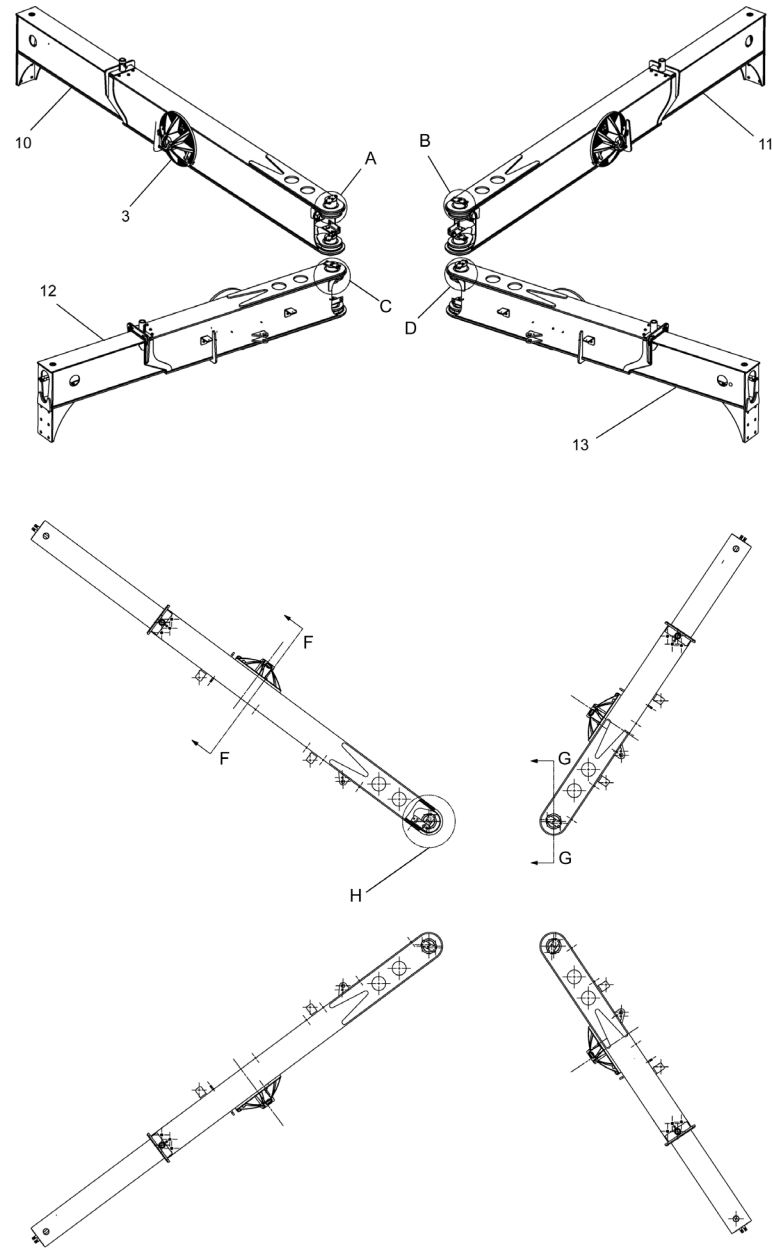
WHEN ORDERING PARTS, SPECIFY MODEL NUMBER, SERIAL NUMBER AND DESCRIPTION OF PARTS REQUIRED

## FENDERS 60 INCH AXLE CTR

ITEM	PART NUMBER	DESCRIPTION	QUANTITY	NOTES
	<b>T150138</b>	<b>FENDERS 60 INCH AXLE CTR</b>		
1	NFH-312C000-25	NUT, HEX, FLANGE 0.312-18,ST Z G5	6	
2	S18-312CA00-E8	SCR, BSHSCS 0.312-18X1.00,SS18-8	6	
3	T123944	MUD FLAP, 18 X 24	2	
4	T137953	UNDER MOUNTING BRACKET	4	
5	T137954	OUTER MOUNTING BRACKET ASSEMBLY	4	
6	T144680	FENDER, 120" TRIDEM	2	
7	WAH-31NX000-Y2	WSR, FL HRD A-NRW 0.3125, ST YZ	6	
8	WMD-80MX000-E8	WSR, FNDR M8, SS 18-8	6	

WHEN ORDERING PARTS, SPECIFY MODEL NUMBER, SERIAL NUMBER AND DESCRIPTION OF PARTS REQUIRED

# OUTRIGGER INSTALLATION



WHEN ORDERING PARTS, SPECIFY MODEL NUMBER, SERIAL NUMBER AND DESCRIPTION OF PARTS REQUIRED

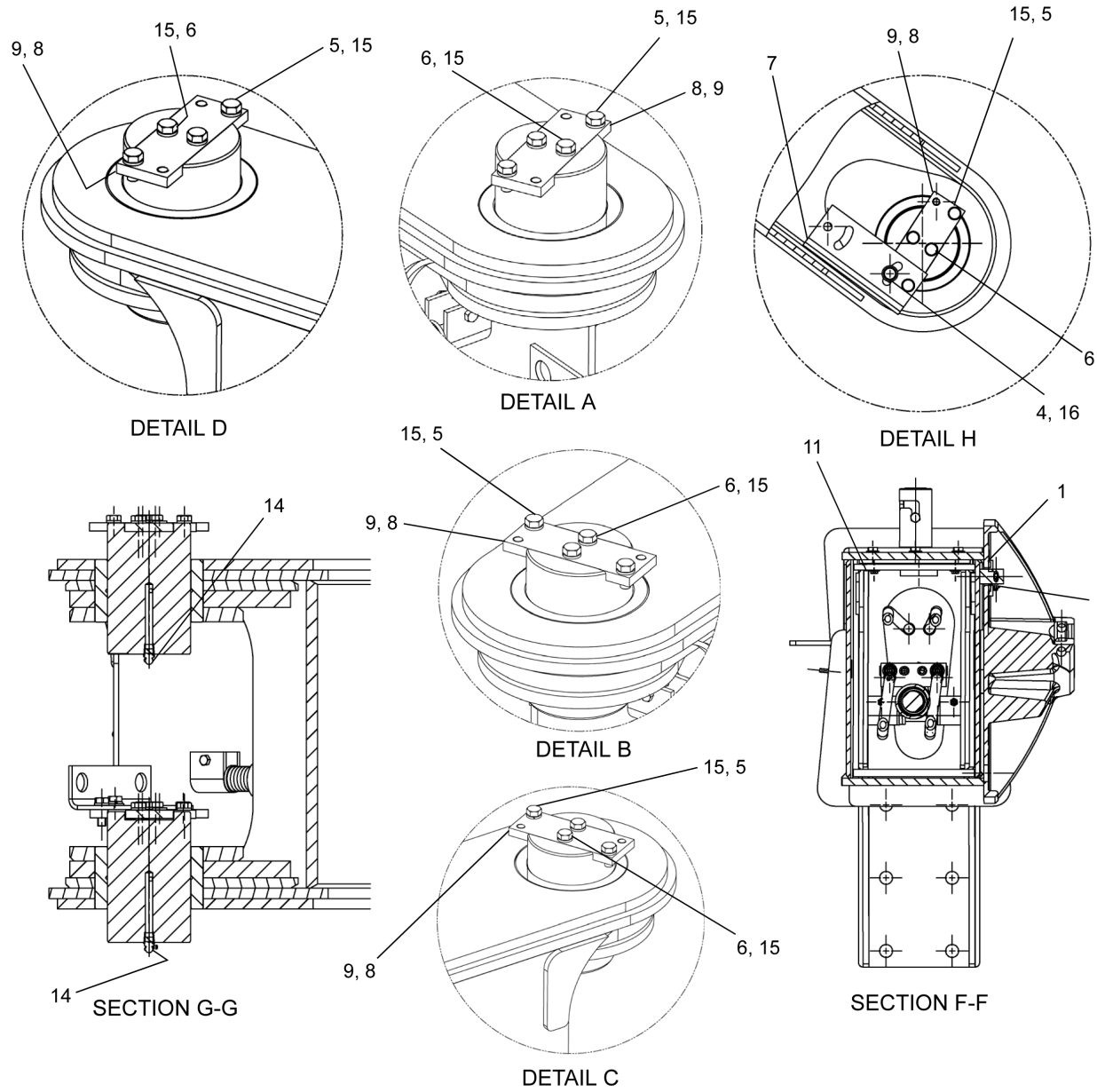
## OUTRIGGER INSTALLATION

ITEM	PART NUMBER	DESCRIPTION	QUANTITY	NOTES
	<b>1035550</b>	<b>OUTRIGGER INSTALLATION</b>		
1	18Z2279-D3	RUBBER WASHER	4	
2	19Z286-D2	PIN, SNIPPER	4	
3	718-0751	PAD-OUTRIGGER 24"	4	
4	SHF-500C750-25	SCR, HHCS FT 0.50-13X0.75, ST Z G5	4	
5	SHF-500CA00-25	SCR, HHCS FT 0.50-13X1.00, ST Z G5	12	
6	SHF-500CA37-25	SCR, HHCS FT 0.50-13X1.375, STZ G5	20	
7	T118684	BRACKET, SENSOR MOUNT	4	
8	T130864	PLATE	8	
9	T130865	PIN, 5 INCH DIAMETER	8	

WHEN ORDERING PARTS, SPECIFY MODEL NUMBER, SERIAL NUMBER AND DESCRIPTION OF PARTS REQUIRED



# OUTRIGGER INSTALLATION



WHEN ORDERING PARTS, SPECIFY MODEL NUMBER, SERIAL NUMBER AND DESCRIPTION OF PARTS REQUIRED

## OUTRIGGER INSTALLATION

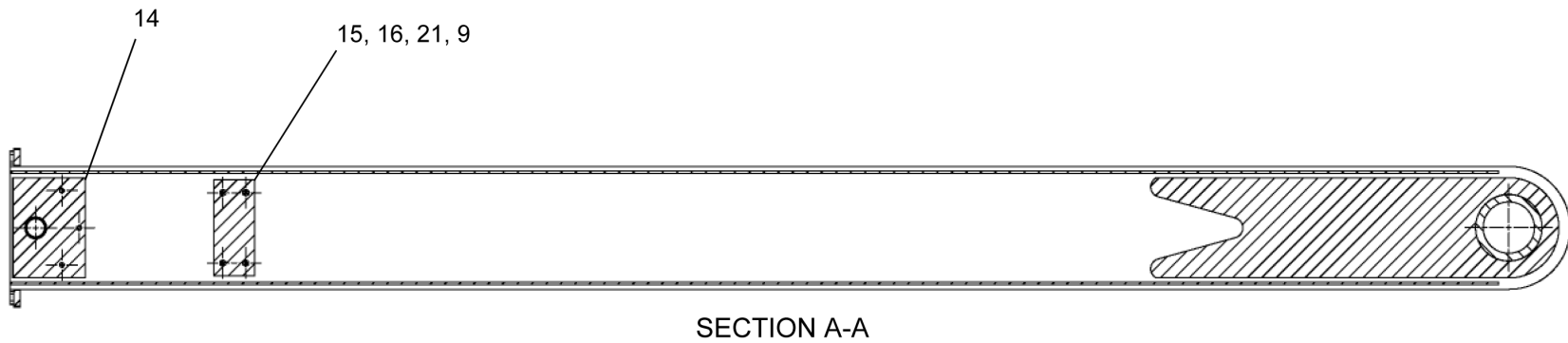
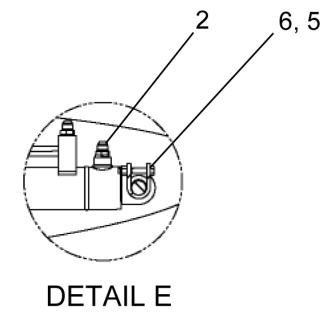
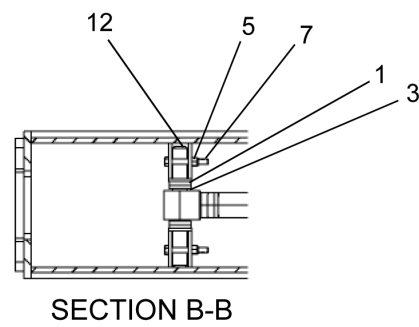
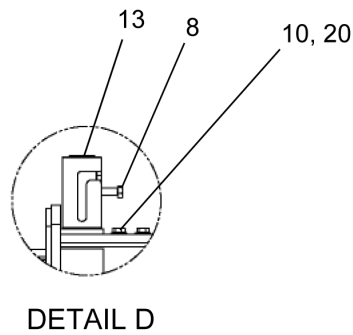
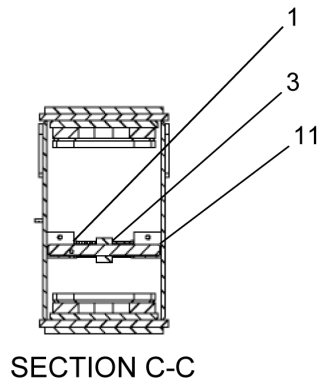
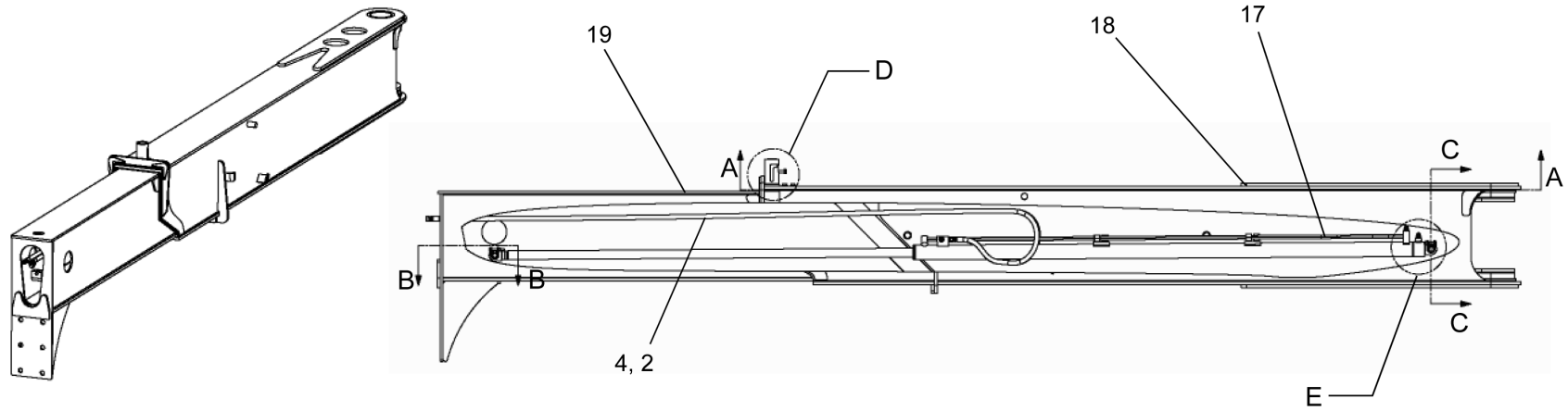
ITEM	PART NUMBER	DESCRIPTION	QUANTITY	NOTES
	<b>1035550</b>	<b>OUTRIGGER INSTALLATION</b>		
10	<b>T145187</b>	OUTRIGGER ASSEMBLY - FRONT LH	1	SEE PAGE 243
11	<b>T145188</b>	OUTRIGGER ASSEMBLY - FRONT RH	1	SEE PAGE 245
12	<b>1035547</b>	OUTRIGGER ASSEMBLY - REAR LH	1	SEE PAGE 247
13	<b>1035551</b>	OUTRIGGER ASSEMBLY - REAR RH	1	SEE PAGE 249
14	T148483	0.250 NPT 90 DEG GREASE FITTING	8	
15	W07-500X000-20	WSH, LCK, MED SPLT 0.50, ST Z	36	
16	WAH-50NX000-Y2	WSH, FL HRD A-NRW 0.50, ST YZ	4	
17*	<b>T158373</b>	OUTRIGGER JACK EXTENSION INSTALLATION	REF	SEE PAGE 251

**NOTE:**

\* ITEM NOT SHOWN IN ILLUSTRATION

WHEN ORDERING PARTS, SPECIFY MODEL NUMBER, SERIAL NUMBER AND DESCRIPTION OF PARTS REQUIRED

# OUTRIGGER ASSEMBLY FRONT-LH



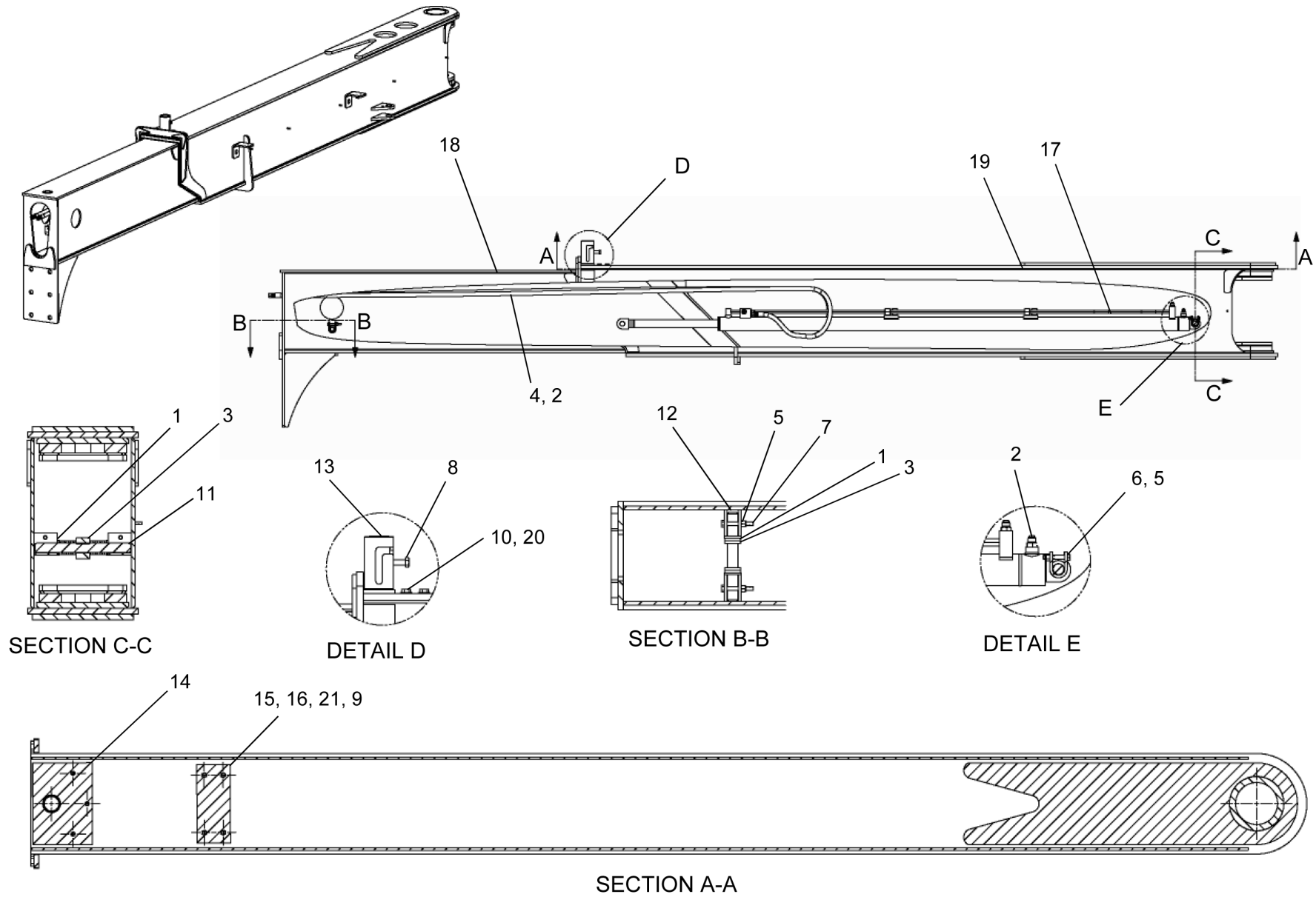
WHEN ORDERING PARTS, SPECIFY MODEL NUMBER, SERIAL NUMBER AND DESCRIPTION OF PARTS REQUIRED

## OUTRIGGER ASSEMBLY FRONT- LH

ITEM	PART NUMBER	DESCRIPTION	QUANTITY	NOTES
	<b>T145187</b>	<b>OUTRIGGER ASSEMBLY - FRT LH</b>		
1	1209-107	SPACER	4	
2	1219-441	ADAPTER, MJIC-8/MORB-8	5	
3	706-8973	SPACER	18	
4	716-0222-126	HOSE, -8,3000, FJIC-8SW/FJIC-8SW, 3225	2	
5	NYL-375C000-25	NUT, HEX NYL-INS 0.375-16, ST Z G5	4	
6	S01-375CB25-25	SCR, HHCS 0.375-16X2.25, ST Z GR5	2	
7	S01-375CB75-25	SCR, HHCS 0.375-16X2.75,ST Z GR5	2	
8	S01-500CB50-25	SCR, HHCS 0.50-13X2.50, ST Z GR5	1	
9	SHF-312C875-25	SCR, HHCS FT 0.312-18X0.875, STZG5	4	
10	SHF-500C875-Y8	SCR, HHCS FT 0.50-13X0.88, STYZ G8	3	
11	T113713	PIN, 1.00X10.38	1	
12	T113714	PIN, 1.00X8.38	1	
13	T116348	LOCK ROD	1	
14	T116744	PLATE, SPACER	1	
15	T117939	WEAR PAD, 9.375 X 4.00 X 0.375	1	
16	T126301	SPACER, OUTRIGGER	1	
17	T163585	O/R EXTEND CYLINDER (HENGLI)	1	
18	T132853	OUTRIGGER WELDMENT, FRONT LH PRIMARY	1	
19	T132862	BEAM WELDMENT, FRONT SECONDARY	1	
20	WAH-50NX000-Y2	WSH, FL HRD A-NRW 0.50, ST YZ	3	
21	WAW-31WX000-20	WSH, FL TYPA-WID 0.3125, ST Z	4	

WHEN ORDERING PARTS, SPECIFY MODEL NUMBER, SERIAL NUMBER AND DESCRIPTION OF PARTS REQUIRED

# OUTRIGGER ASSEMBLY FRONT-RH



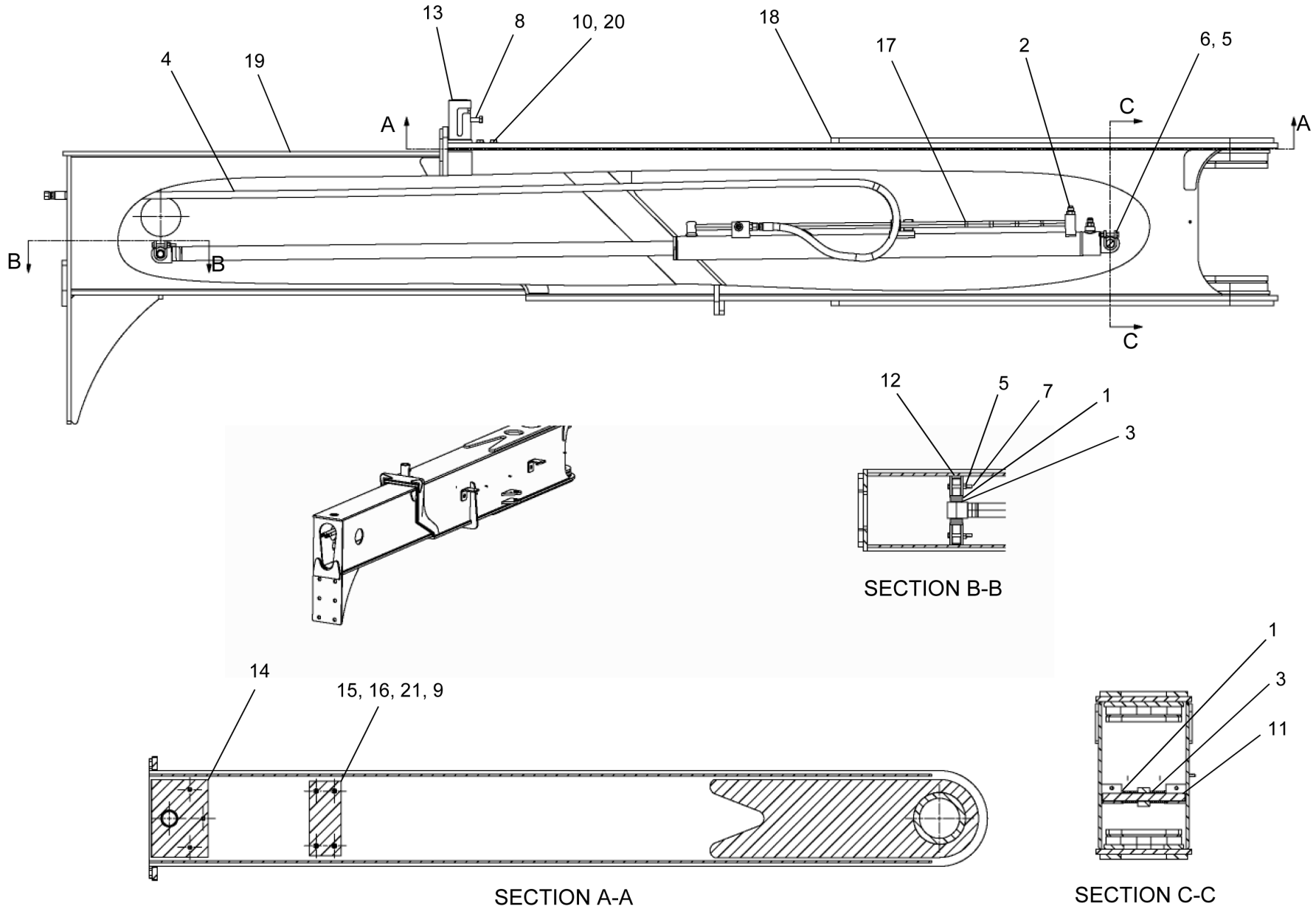
WHEN ORDERING PARTS, SPECIFY MODEL NUMBER, SERIAL NUMBER AND DESCRIPTION OF PARTS REQUIRED

## OUTRIGGER ASSEMBLY FRONT- RH

ITEM	PART NUMBER	DESCRIPTION	QUANTITY	NOTES
	<b>T145188</b>	<b>OUTRIGGER ASSEMBLY - FRT RH</b>		
1	1209-107	SPACER	4	
2	1219-441	ADAPTER, MJIC-8/MORB-8	5	
3	706-8973	SPACER	18	
4	716-0222-126	HOSE, -8,3000, FJIC-8SW/FJIC-8SW, 3225	2	
5	NYL-375C000-25	NUT, HEX NYL-INS 0.375-16, ST Z G5	4	
6	S01-375CB25-25	SCR, HHCS 0.375-16X2.25, ST Z GR5	2	
7	S01-375CB75-25	SCR, HHCS 0.375-16X2.75, ST Z GR5	2	
8	S01-500CB50-25	SCR, HHCS 0.50-13X2.50, ST Z GR5	1	
9	SHF-312C875-25	SCR, HHCS FT 0.312-18X0.875, STZG5	4	
10	SHF-500C875-Y8	SCR, HHCS FT 0.50-13X0.88, STYZ G8	3	
11	T113713	PIN, 1.00X10.38	1	
12	T113714	PIN, 1.00X8.38	1	
13	T116348	LOCK ROD	1	
14	T116744	PLATE, SPACER	1	
15	T117939	WEAR PAD, 9.375 X 4.00 X 0.375	1	
16	T126301	SPACER, OUTRIGGER	1	
17	T163585	O/R EXTEND CYLINDER (HENGLI)	1	
18	T132862	BEAM WELDMENT, FRONT SECONDARY	1	
19	T132873	OUTRIGGER WELDMENT, FRONT RH PRIMARY	1	
20	WAH-50NX000-Y2	WSH, FL HRD A-NRW 0.50, ST YZ	3	
21	WAW-31WX000-20	WSH, FL TYPA-WID 0.3125, ST Z	4	

WHEN ORDERING PARTS, SPECIFY MODEL NUMBER, SERIAL NUMBER AND DESCRIPTION OF PARTS REQUIRED

# OUTRIGGER ASSEMBLY REAR - LH



WHEN ORDERING PARTS, SPECIFY MODEL NUMBER, SERIAL NUMBER AND DESCRIPTION OF PARTS REQUIRED

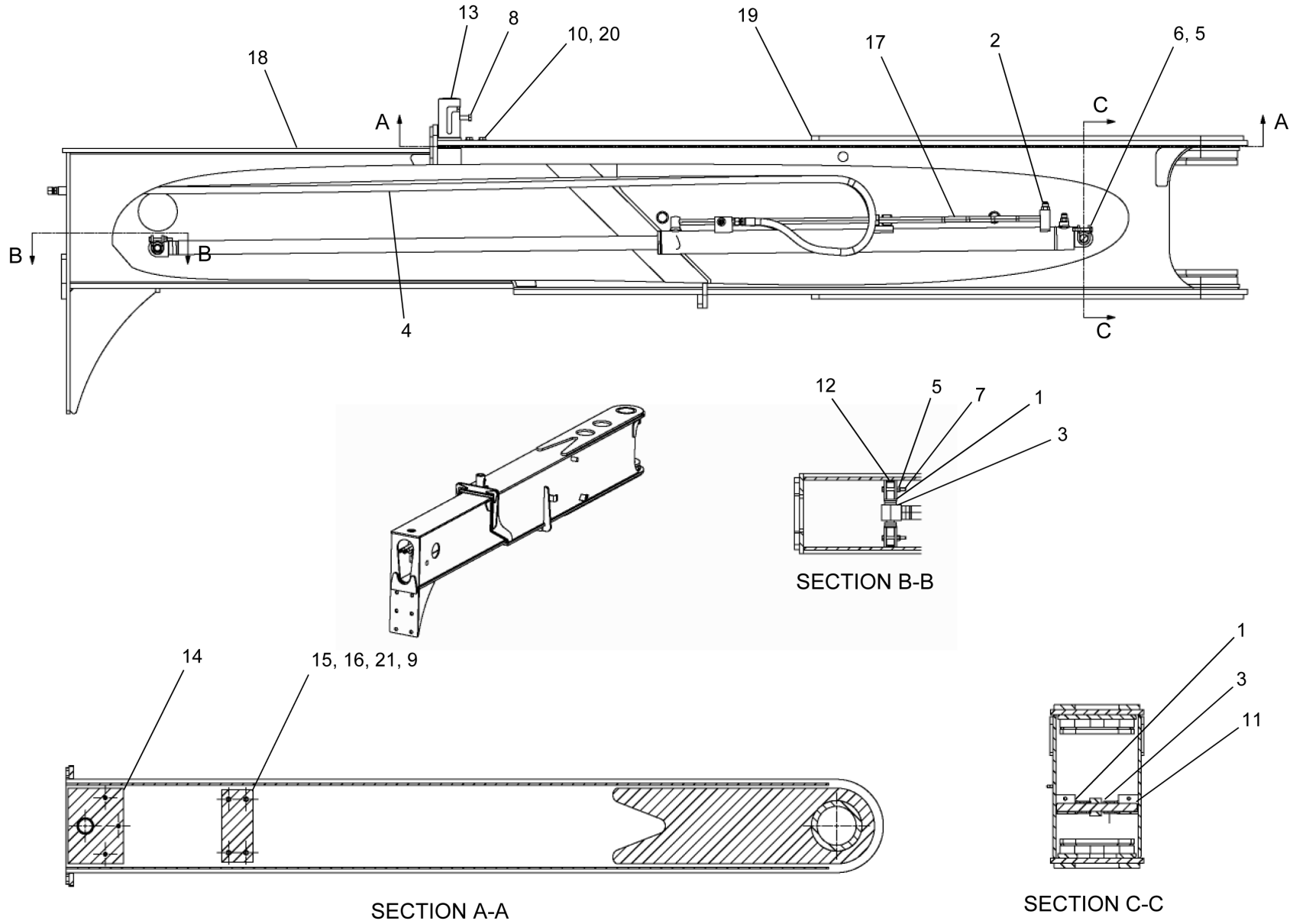
## OUTRIGGER ASSEMBLY REAR -LH

ITEM	PART NUMBER	DESCRIPTION	QUANTITY	NOTES
	<b>1035547</b>	<b>OUTRIGGER ASSEMBLY - REAR LH</b>		
1	1209-107	SPACER	4	
2	1219-441	ADAPTER, MJIC-8/MORB-8	5	
3	706-8973	SPACER	18	
4	716-0222-105	HOSE, -8,3000, FJIC-8SW/FJIC-8SW, 2675	2	
5	NYL-375C000-25	NUT, HEX NYL-INS 0.375-16, ST Z G5	4	
6	S01-375CB25-25	SCR, HHCS 0.375-16X2.25, ST Z GR5	2	
7	S01-375CB75-25	SCR, HHCS 0.375-16X2.75, ST Z GR5	2	
8	S01-500CB50-25	SCR, HHCS 0.50-13X2.50, ST Z GR5	1	
9	SHF-312C875-25	SCR, HHCS FT 0.312-18X0.875, STZG5	4	
10	SHF-500C875-Y8	SCR, HHCS FT 0.50-13X0.88, STYZ G8	3	
11	T113713	PIN, 1.00X10.38	1	
12	T113714	PIN, 1.00X8.38	1	
13	T116348	LOCK ROD	1	
14	T116744	PLATE, SPACER	1	
15	T117939	WEAR PAD, 9.375X4.00X0.375	1	
16	T126301	SPACER, OUTRIGGER	1	
17	T163586	O/R EXTEND CYLINDER (HENGLI)	1	
18	1035535	OUTRIGGER WELDMENT, REAR LH PRIMARY	1	
19	T132626	BEAM WELDMENT, REAR SECONDARY	1	
20	WAH-50NX000-Y2	WSH, FL HRD A-NRW 0.50, ST YZ	3	
21	WAW-31WX000-20	WSH, FL TYPA-WID 0.3125, ST Z	4	

WHEN ORDERING PARTS, SPECIFY MODEL NUMBER, SERIAL NUMBER AND DESCRIPTION OF PARTS REQUIRED



# OUTRIGGER ASSEMBLY REAR -RH



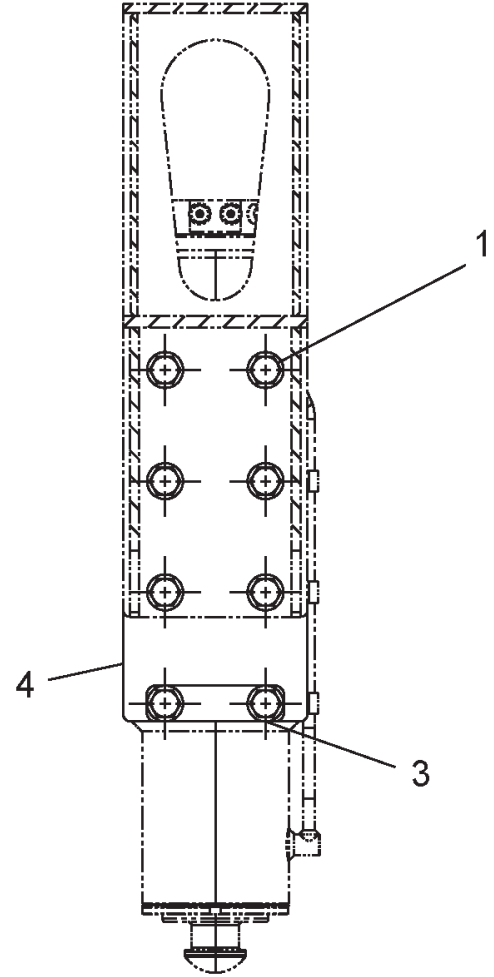
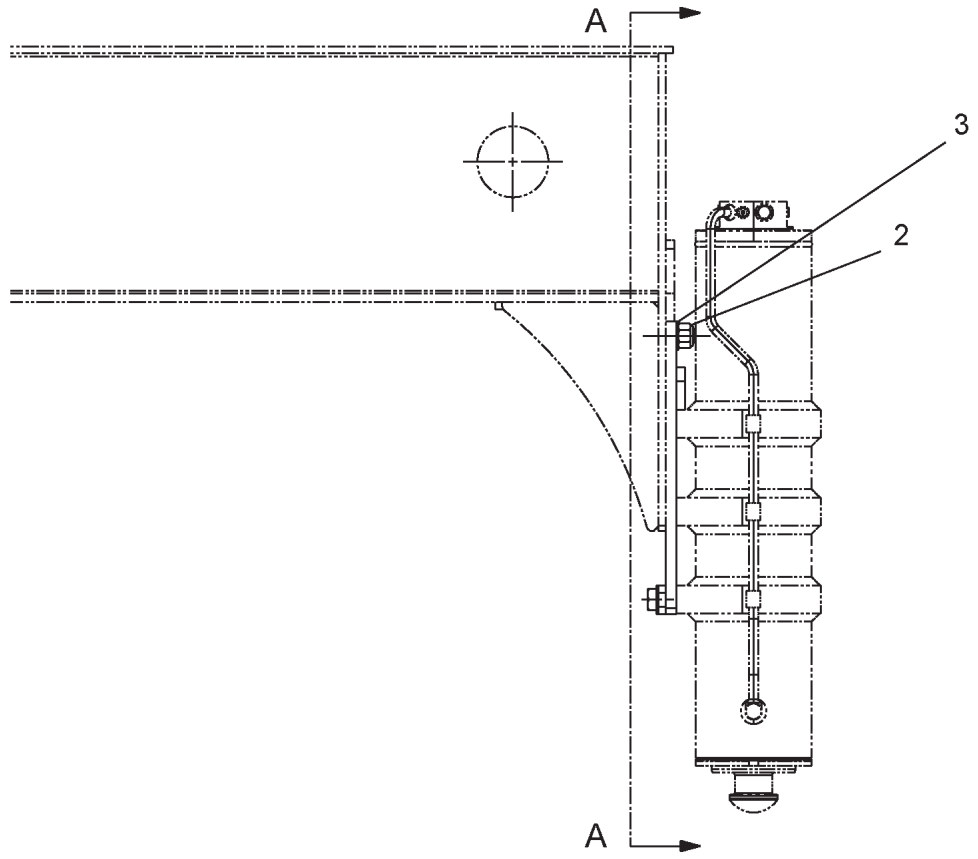
WHEN ORDERING PARTS, SPECIFY MODEL NUMBER, SERIAL NUMBER AND DESCRIPTION OF PARTS REQUIRED

## OUTRIGGER ASSEMBLY REAR -RH

ITEM	PART NUMBER	DESCRIPTION	QUANTITY	NOTES
	<b>1035551</b>	<b>OUTRIGGER ASSEMBLY - REAR RH</b>		
1	1209-107	SPACER	4	
2	1219-441	ADAPTER, MJIC-8/MORB-8	5	
3	706-8973	SPACER	18	
4	716-0222-105	HOSE, -8,3000, FJIC-8SW/FJIC-8SW, 2675	2	
5	NYL-375C000-25	NUT, HEX NYL-INS 0.375-16, ST Z G5	4	
6	S01-375CB25-25	SCR, HHCS 0.375-16X2.25, ST Z GR5	2	
7	S01-375CB75-25	SCR, HHCS 0.375-16X2.75, ST Z GR5	2	
8	S01-500CB50-25	SCR, HHCS 0.50-13X2.50, ST Z GR5	1	
9	SHF-312C875-25	SCR, HHCS FT 0.312-18X0.875, STZG5	4	
10	SHF-500C875-Y8	SCR, HHCS FT 0.50-13X0.88, STYZ G8	3	
11	T113713	PIN, 1.00X10.38	1	
12	T113714	PIN, 1.00X8.38	1	
13	T116348	LOCK ROD	1	
14	T116744	PLATE, SPACER	1	
15	T117939	WEAR PAD, 9.375 X 4.00 X 0.375	1	
16	T126301	SPACER, OUTRIGGER	1	
17	T163586	O/R EXTEND CYLINDER (HENGLI)	1	
18	T132626	BEAM WELDMENT, REAR SECONDARY	1	
19	1035534	OUTRIGGER WELDMENT, REAR RH PRIMARY	1	
20	WAH-50NX000-Y2	WSH, FL HRD A-NRW 0.50, ST YZ	3	
21	WAW-31WX000-20	WSH, FL TYPA-WID 0.3125, ST Z	4	

WHEN ORDERING PARTS, SPECIFY MODEL NUMBER, SERIAL NUMBER AND DESCRIPTION OF PARTS REQUIRED

# OUTRIGGER JACK EXTENSION INSTALLATION



SECTION A - A

WHEN ORDERING PARTS, SPECIFY MODEL NUMBER, SERIAL NUMBER AND DESCRIPTION OF PARTS REQUIRED

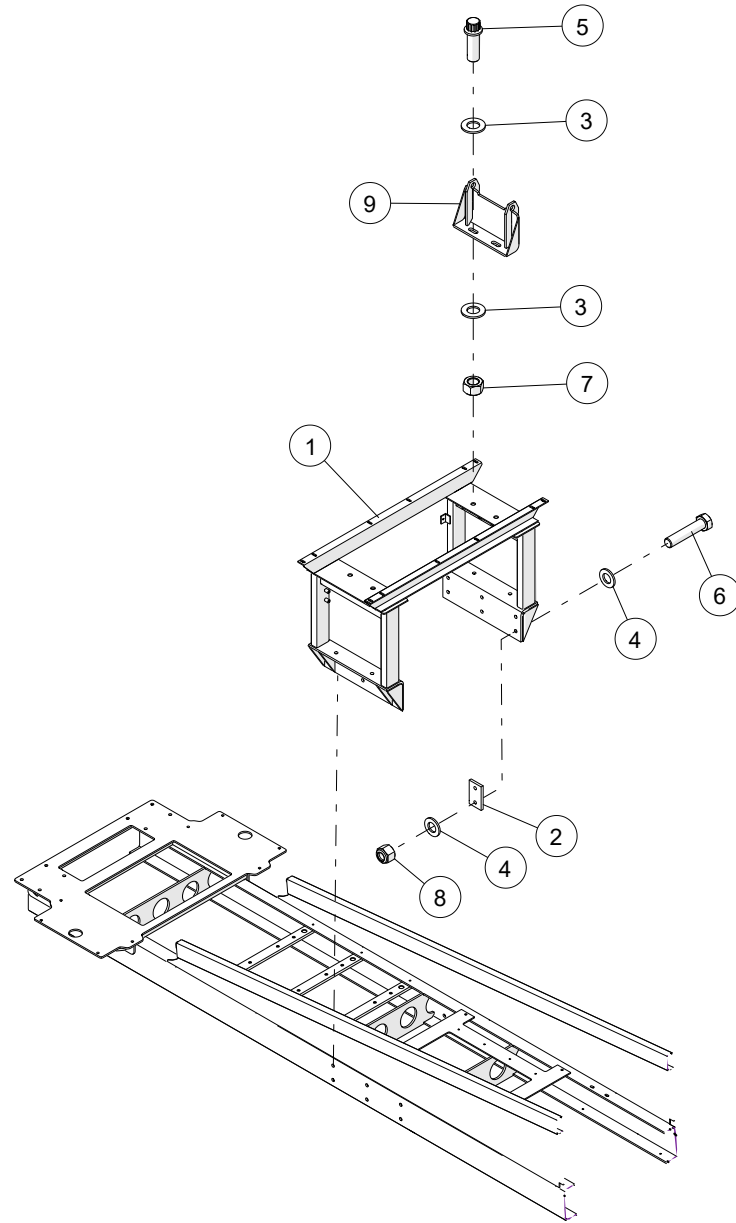
## OUTRIGGER JACK EXTENSION INSTALLATION

---

ITEM	PART NUMBER	DESCRIPTION	QUANTITY	NOTES
	<b>T158373</b>	<b>OUTRIGGER JACK EXTENSION INSTALLATION</b>		
1	SHF-A00CB75-Y8	SCR, HHCS FT 1.00-8 X 2.75, ST YZ G8	32	
2	NYL-A00C000-Y8	NUT, HEX NYL-INS 1.00-8, ST YZ G8	8	
3	WAH-A0NX000-Y2	WSH, FL HRD A-NRW 1.00, ST YZ	40	
4	T156943	O/R EXTENSION WELDMENT	4	

WHEN ORDERING PARTS, SPECIFY MODEL NUMBER, SERIAL NUMBER AND DESCRIPTION OF PARTS REQUIRED

# CWT RACK INSTALLATION



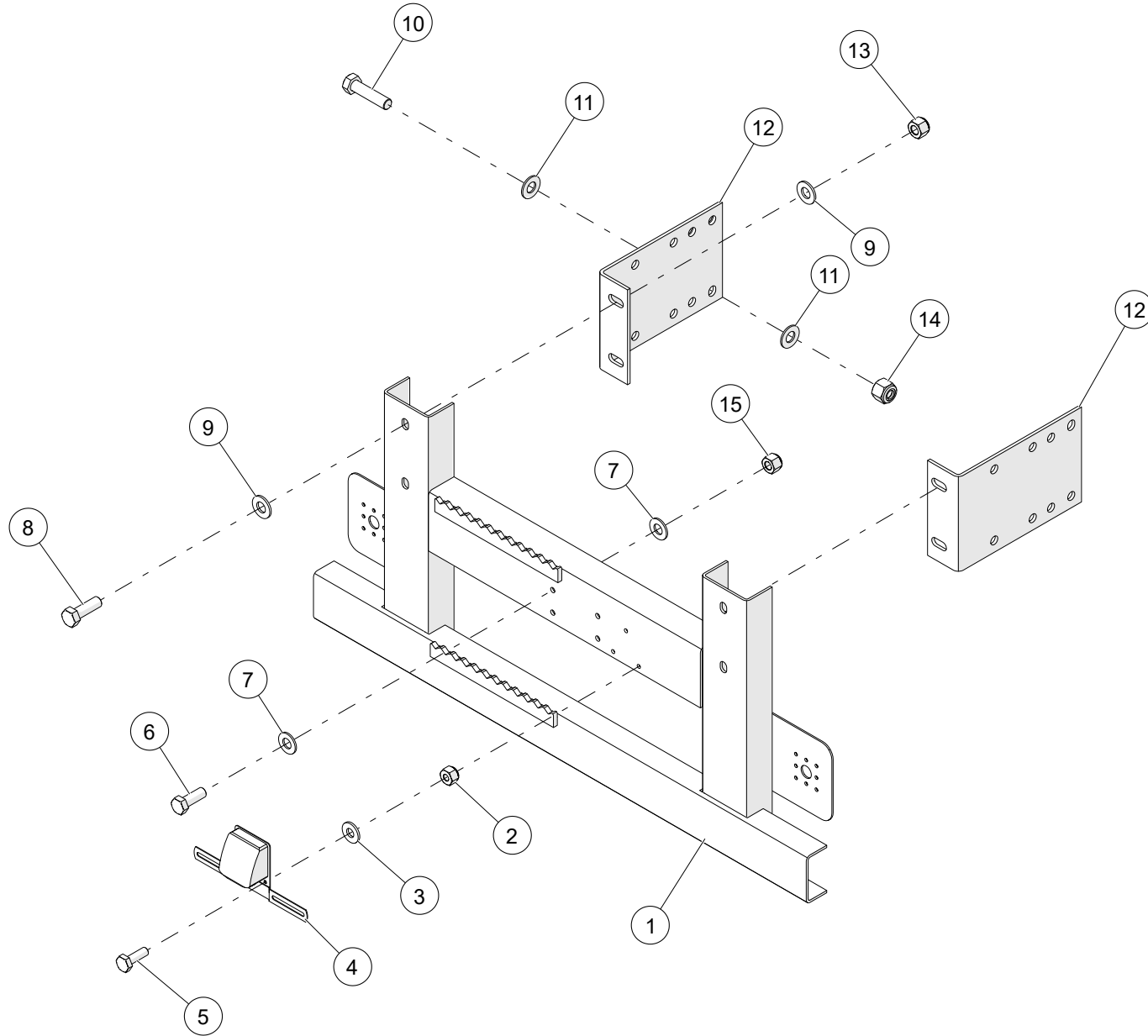
WHEN ORDERING PARTS, SPECIFY MODEL NUMBER, SERIAL NUMBER AND DESCRIPTION OF PARTS REQUIRED

## CWT RACK INSTALLATION

ITEM	PART NUMBER	DESCRIPTION	QUANTITY	NOTES
	<b>1029843</b>	<b>COUNTER WEIGHT RACK INSTALLATION</b>		
1	1029866	COUNTER WEIGHT RACK WELDMENT	1	
2	T117460	SPACER, CWT RACK MOUNTING	6	
3	WSH2-X8750008Z0	SAE WASHER, 7/8, GR8, ZN	8	
4	WSH2-X7500008Z0	SAE WASHER, 3/4, GR8, ZN	24	
5	FHCS-C875B509R0	FERRY HEAD CAP SCREW, 7/8-9 X 2 1/2 LEN, NF	4	
6	HHCS-C750C508Z0	HEX HEAD CAP SCREW, 3/4-10 X 3 1/2 LEN, GR8, ZN	12	
7	NUT1-C8750008Z0	HEX NUT, 7/8-9, GR8, ZN	4	
8	NUT3-C7500008Z0	NYLON LOCK NUT, 3/4-10, GR8, ZN	12	
9	1029862	CTWT MOUNT	2	

WHEN ORDERING PARTS, SPECIFY MODEL NUMBER, SERIAL NUMBER AND DESCRIPTION OF PARTS REQUIRED

# REAR BUMPER ASSEMBLY



WHEN ORDERING PARTS, SPECIFY MODEL NUMBER, SERIAL NUMBER AND DESCRIPTION OF PARTS REQUIRED

## REAR BUMPER ASSEMBLY

ITEM	PART NUMBER	DESCRIPTION	QUANTITY	NOTES
	<b>T122108</b>	<b>REAR BUMPER ASSEMBLY</b>		
1	T122111	BUMPER WELDMENT	1	
2	NYL-250C000-25	NUT, HEX NYL-INS 0.25-20,ST SQC G5	2	
3	WAN-25NX000-20	WSH, FL TYPA-NRW 0.25, ST SQC	2	
4	11731	LAMP, LICENSE PLATE W/ BRKT	1	
5	SHF-250C750-25	SCR,HHCS FT 0.25-20X0.75,ST SQC G5	2	
6	SHF-375CA00-25	SCR,HHCS FT 0.375-16X1.00,ST SQC G5	4	
7	WAN-37NX000-20	WSH, FL TYPA-NRW 0.375, ST SQC	8	
8	S01-500CA50-25	SCR, HHCS 0.50-13X1.50,ST SQC G5	4	
9	WAH-50NX000-20	WSH, FL HRD A-NRW 0.50, ST SQC	8	
10	S01-625CB50-Y8	SCR, HHCS 0.625-11X2.50,ST SQC G8	8	
11	WAN-62NX000-20	WSH, FL TYPA-NRW 0.625, ST SQC	16	
12	T122109	BRACKET, LH, BUMPER	2	
13	NYL-500C000-25	NUT, HEX NYL-INS 0.50-13,ST SQC G5	4	
14	NYH-625C000-22	NUT,NYL-INS HVY 0.625-11,ST SQC G2	8	
15	NYL-375C000-25	NUT,HEX NYL-INS 0.375-16,ST SQC G5	4	

WHEN ORDERING PARTS, SPECIFY MODEL NUMBER, SERIAL NUMBER AND DESCRIPTION OF PARTS REQUIRED



**NON - ILLUSTRATED PAGE**

WHEN ORDERING PARTS, SPECIFY MODEL NUMBER, SERIAL NUMBER AND DESCRIPTION OF PARTS REQUIRED

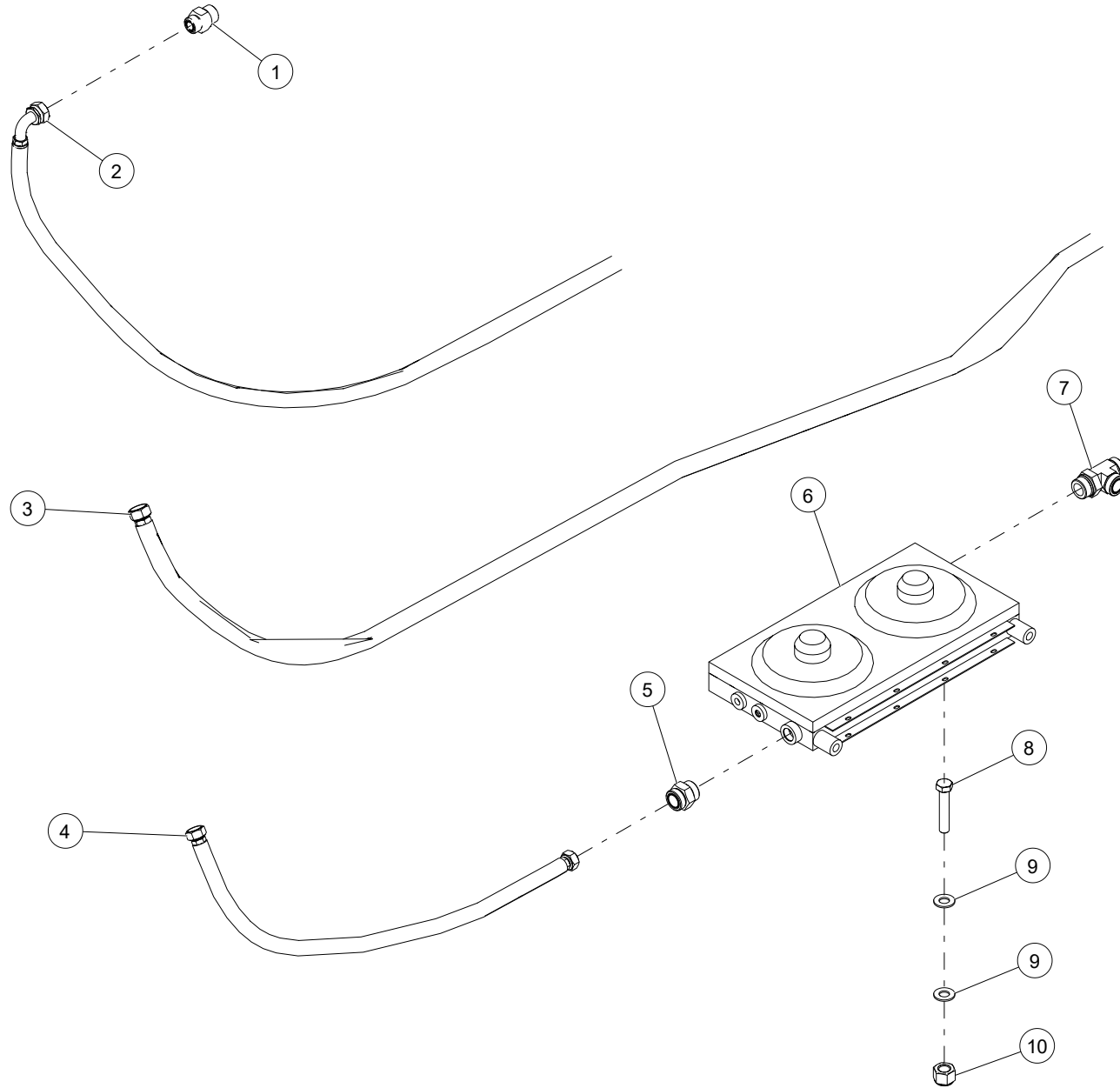
---

## LOWER ELECTRIC ASSEMBLY

ITEM	PART NUMBER	DESCRIPTION	QUANTITY	NOTES
	<b>1027167</b>	<b>LOWER ELECTRICAL ASSEMBLY</b>		
1	1008353	TEMP SENSOR	1	
2	1008366	SENSOR, HYDRAULIC PRESSUR 6000 PSI	2	
3	1034145	HARNESS, TAIL LIGHT	1	
4	1032425	HARNESS LOWER	1	
5	714A1432	ALARM, BACKUP/OR	1	
6	T113654	BRACKET, FUSE	1	
7	T118879	SENSOR, INDUCTIVE	8	
8	T120217	PROXIMITY SWITCH	4	
9	T133237	HARNESS, REAR O/R SENSOR	2	
10	T133823	HARNESS, FRONT O/R SENSOR	2	
11	T165470	12V 3/4" RED SIDE MARKER LIGHT	2	
12	T165471	12V 3/4" AMBER SIDE MARKER LIGHT	4	

WHEN ORDERING PARTS, SPECIFY MODEL NUMBER, SERIAL NUMBER AND DESCRIPTION OF PARTS REQUIRED

# 45-150 BACKWARD TANK LOWER HYDRAULIC ASSEMBLY



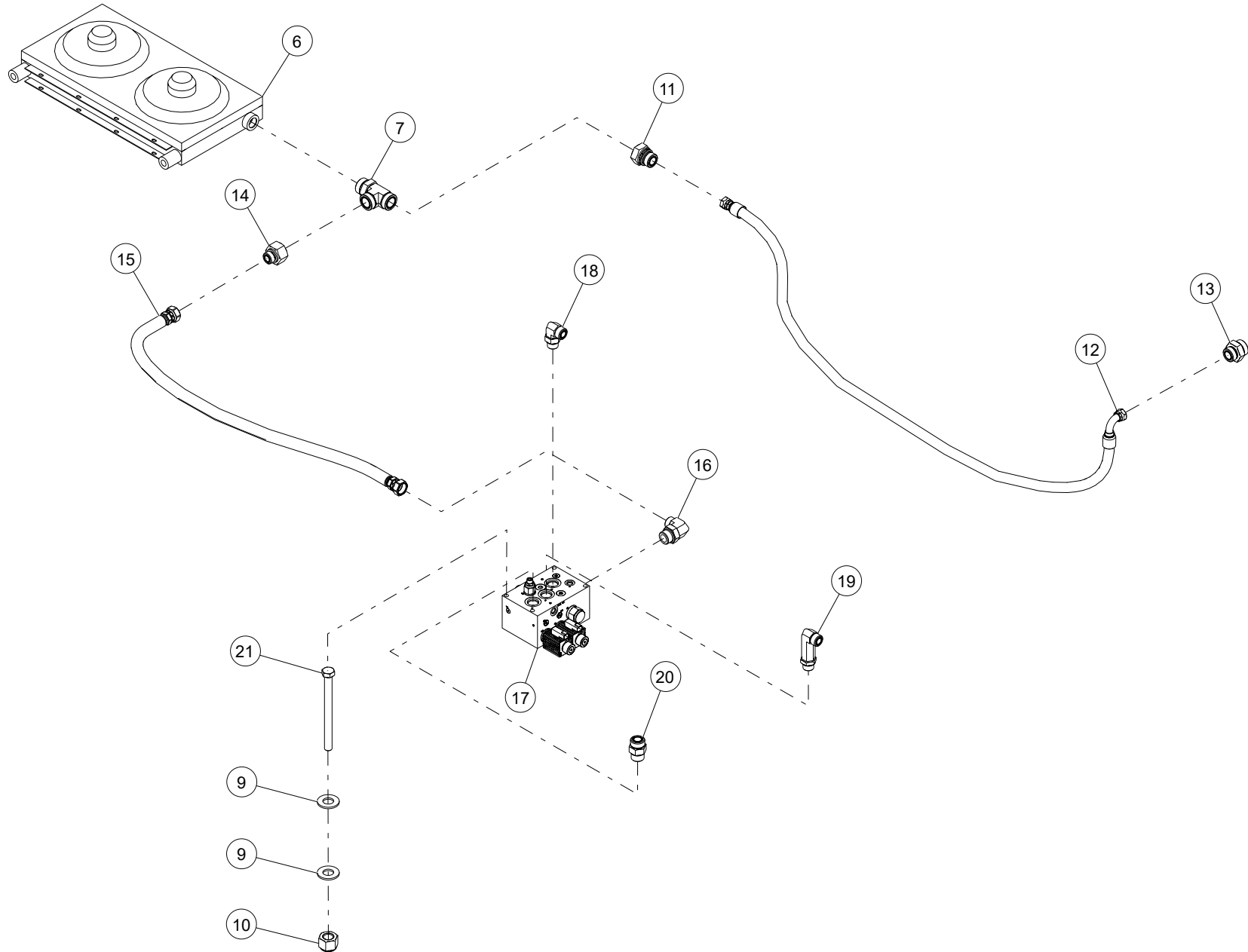
WHEN ORDERING PARTS, SPECIFY MODEL NUMBER, SERIAL NUMBER AND DESCRIPTION OF PARTS REQUIRED

## 45-150 BACKWARD TANK LOWER HYDRAULIC ASSEMBLY

ITEM	PART NUMBER	DESCRIPTION	QUANTITY	NOTES
	<b>1043842</b>	<b>45-150 BACKWARD TANK LOWER HYDRAULIC ASSEMBLY</b>		
1	1010083	ADAPTER, MOFS-10/MORB-12	1	
2	1043846	HOSE, -10, 300, FOFS-10SW/90FOFS-10SW, 203.5	1	
3	1043844	HOSE, -24, 300, FOFS-24SW/FOFS-24SW, 205.75	1	
4	1043845	HOSE, -20, 300, FOFS-20SW/FOFS-20SW, 59.0	1	
5	1010098	ADAPTER, MOFS-20/MORB-20	1	
6	T113593	OIL COOLER	1	
7	1018089	TEE, MOFS-20/MORB-20/MOFS-20	1	
8	HHCS-C375B008Z0	HEX HEAD CAP SCREW, 3/8-16 X 2 LEN, GR8, ZN	8	
9	WSH1-X3750008Z0	WASHER, 3/8, GR8, ZN	38	
10	NUT3-C3750008Z0	NYLON LOCK NUT, 3/8-16, GR8, ZN	15	

WHEN ORDERING PARTS, SPECIFY MODEL NUMBER, SERIAL NUMBER AND DESCRIPTION OF PARTS REQUIRED

# 45-150 BACKWARD TANK LOWER HYDRAULIC ASSEMBLY



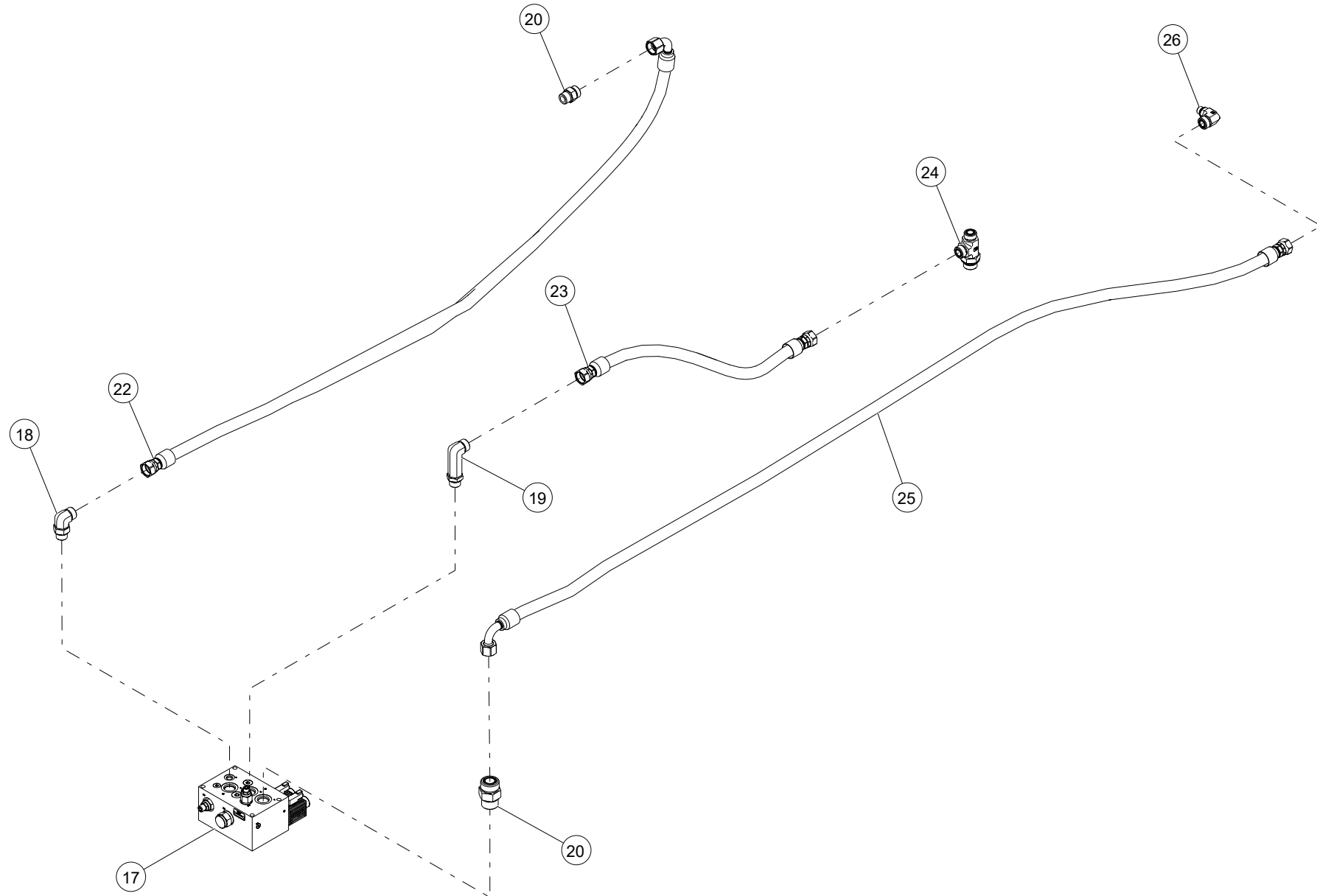
WHEN ORDERING PARTS, SPECIFY MODEL NUMBER, SERIAL NUMBER AND DESCRIPTION OF PARTS REQUIRED

## 45-150 BACKWARD TANK LOWER HYDRAULIC ASSEMBLY

ITEM	PART NUMBER	DESCRIPTION	QUANTITY	NOTES
	<b>1043842</b>	<b>45-150 BACKWARD TANK LOWER HYDRAULIC ASSEMBLY</b>		
11	1010025	ADAPTER, FOFS-20/MOFS-16	1	
12	1031395	HOSE, -16, 300, FOFS-16SW/90FOFS-16SW, 109.5	1	
13	1010097	ADAPTER, MOFS-16/MORB-20	1	
14	1010023	ADAPTER, FOFS-20/MOFS-12	1	
15	1031391	HOSE, -12, 300, FOFS-12SW/FOFS-12SW, 39.0	1	
16	1014020	ELBOW, 90, MOFS-12/MORB-16	2	
17	1008283	VALVE, DIVERTER	1	
18	1014019	ELBOW, 90, MOFS-12/MORB-12	5	
19	1014018	ELBOW, 90, MOFS-12/MORB-12, L	5	
20	1010088	ADAPTER, MOFS-12/MORB-12	3	
21	HHCS-C375D508Z0	HEX HEAD CAP SCREW, 3/8-16 X 4 1/2 LEN, GR8, ZN	4	

WHEN ORDERING PARTS, SPECIFY MODEL NUMBER, SERIAL NUMBER AND DESCRIPTION OF PARTS REQUIRED

# 45-150 BACKWARD TANK LOWER HYDRAULIC ASSEMBLY



WHEN ORDERING PARTS, SPECIFY MODEL NUMBER, SERIAL NUMBER AND DESCRIPTION OF PARTS REQUIRED

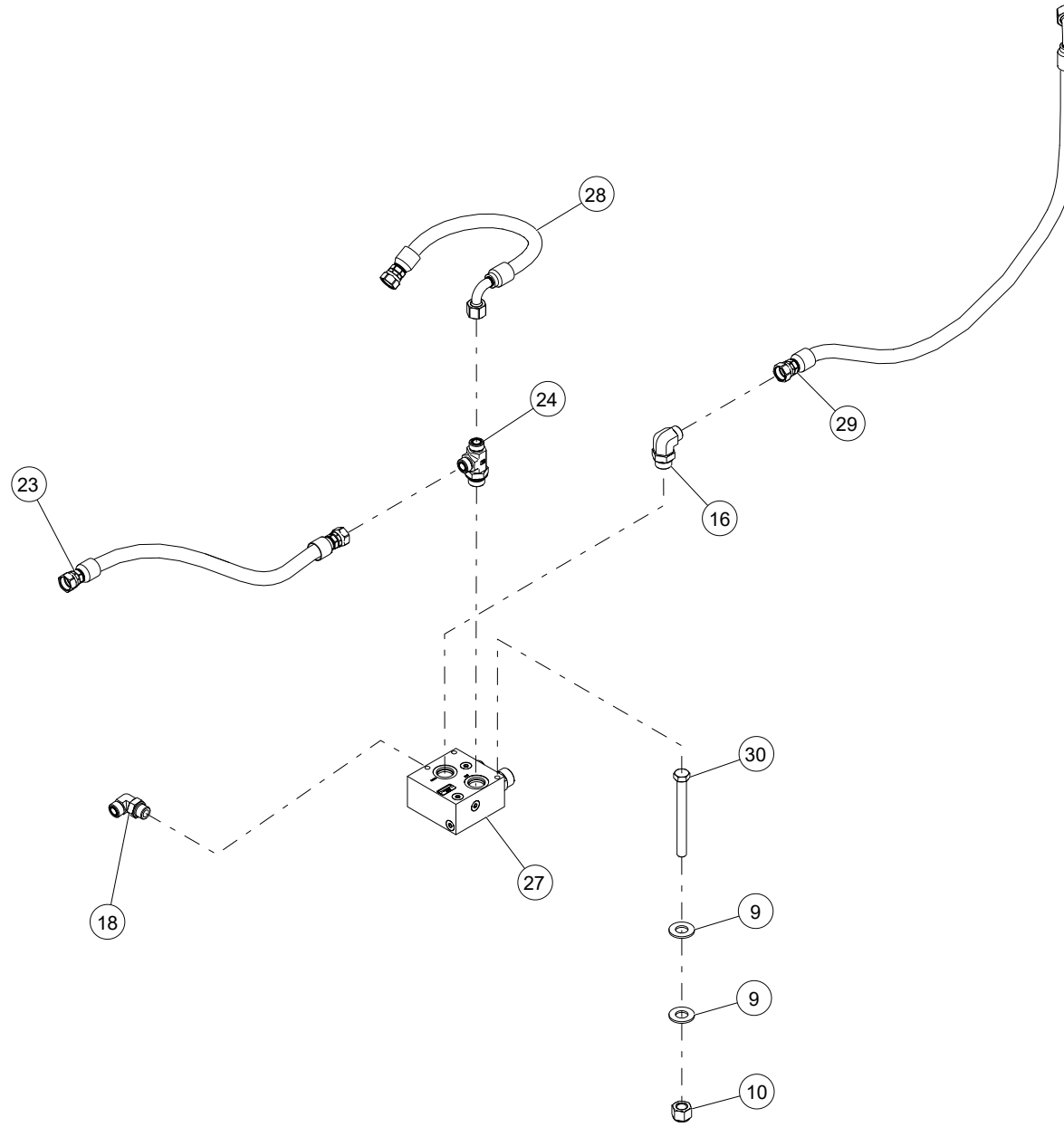
## 45-150 BACKWARD TANK LOWER HYDRAULIC ASSEMBLY

ITEM	PART NUMBER	DESCRIPTION	QUANTITY	NOTES
	<b>1043842</b>	<b>45-150 BACKWARD TANK LOWER HYDRAULIC ASSEMBLY</b>		
22	1031396	HOSE, -12, 4000, FOFS-12SW/90FOFS-12SW, 84.25	1	
23	1031392	HOSE, -12, 3000, FOFS-12SW/FOFS-12SW, 26.75	1	
24	1018088	TEE, MOFS-12/MORB-16/MOFS-12	1	
25	1031389	HOSE, -12,3000, FOFS-12SW/90FOFS-12SW, 108.5	1	
26	1014016	ELBOW, 90, MOFS-12/MORB-8	1	

WHEN ORDERING PARTS, SPECIFY MODEL NUMBER, SERIAL NUMBER AND DESCRIPTION OF PARTS REQUIRED



# 45-150 BACKWARD TANK LOWER HYDRAULIC ASSEMBLY



WHEN ORDERING PARTS, SPECIFY MODEL NUMBER, SERIAL NUMBER AND DESCRIPTION OF PARTS REQUIRED

## 45-150 BACKWARD TANK LOWER HYDRAULIC ASSEMBLY

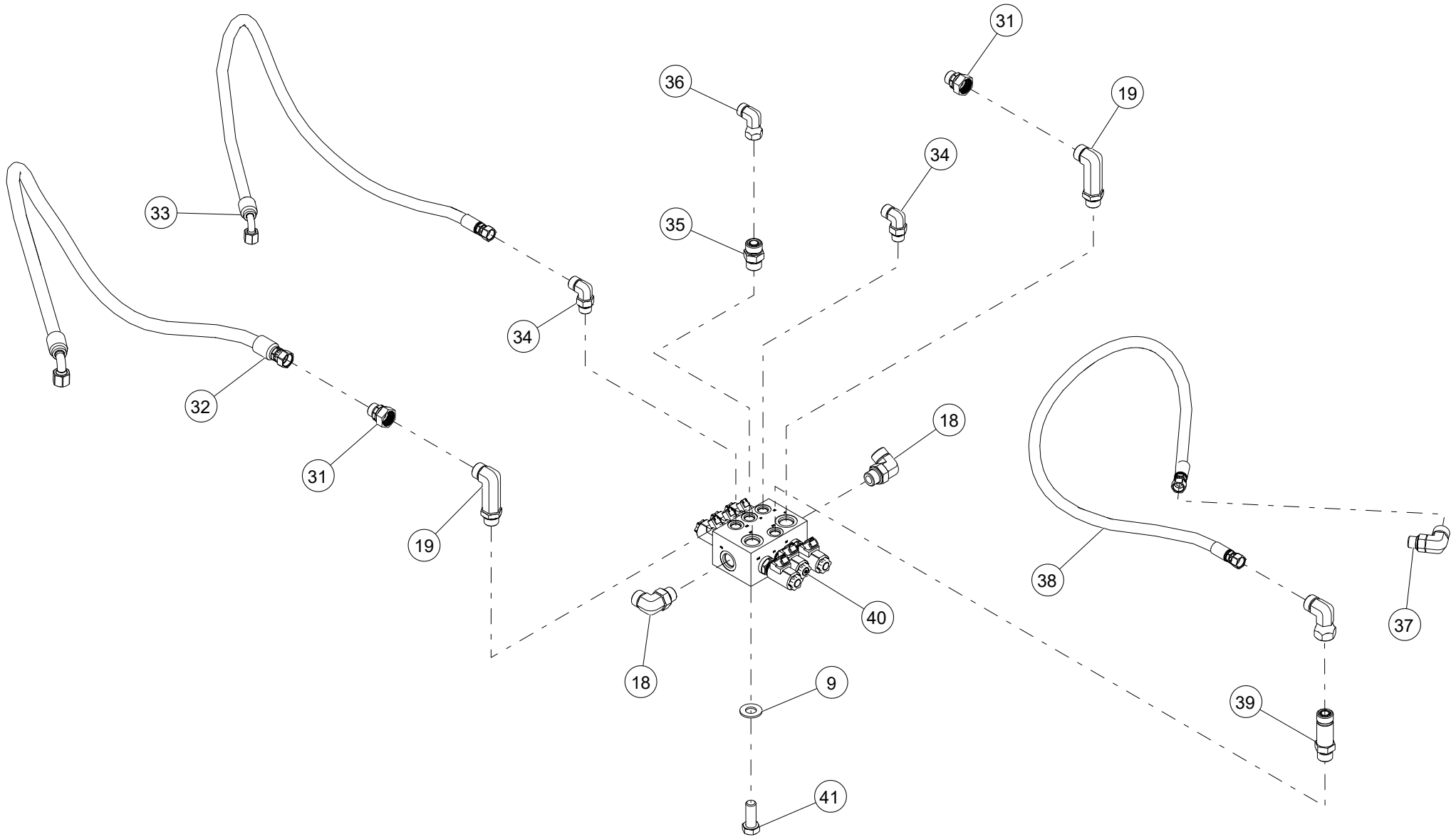
---

ITEM	PART NUMBER	DESCRIPTION	QUANTITY	NOTES
	<b>1043842</b>	<b>45-150 BACKWARD TANK LOWER HYDRAULIC ASSEMBLY</b>		
27	1007213	VALVE, OUTRIGGER EXTEND	1	
28	1031390	HOSE, -12, 3000, FOFS-12SW/90FOFS-12SW, 25.25	1	
29	1031398	HOSE, -12, 3000, FOFS-12SW/90FOFS-12SW, 48.5	1	

WHEN ORDERING PARTS, SPECIFY MODEL NUMBER, SERIAL NUMBER AND DESCRIPTION OF PARTS REQUIRED

---

# 45-150 BACKWARD TANK LOWER HYDRAULIC ASSEMBLY



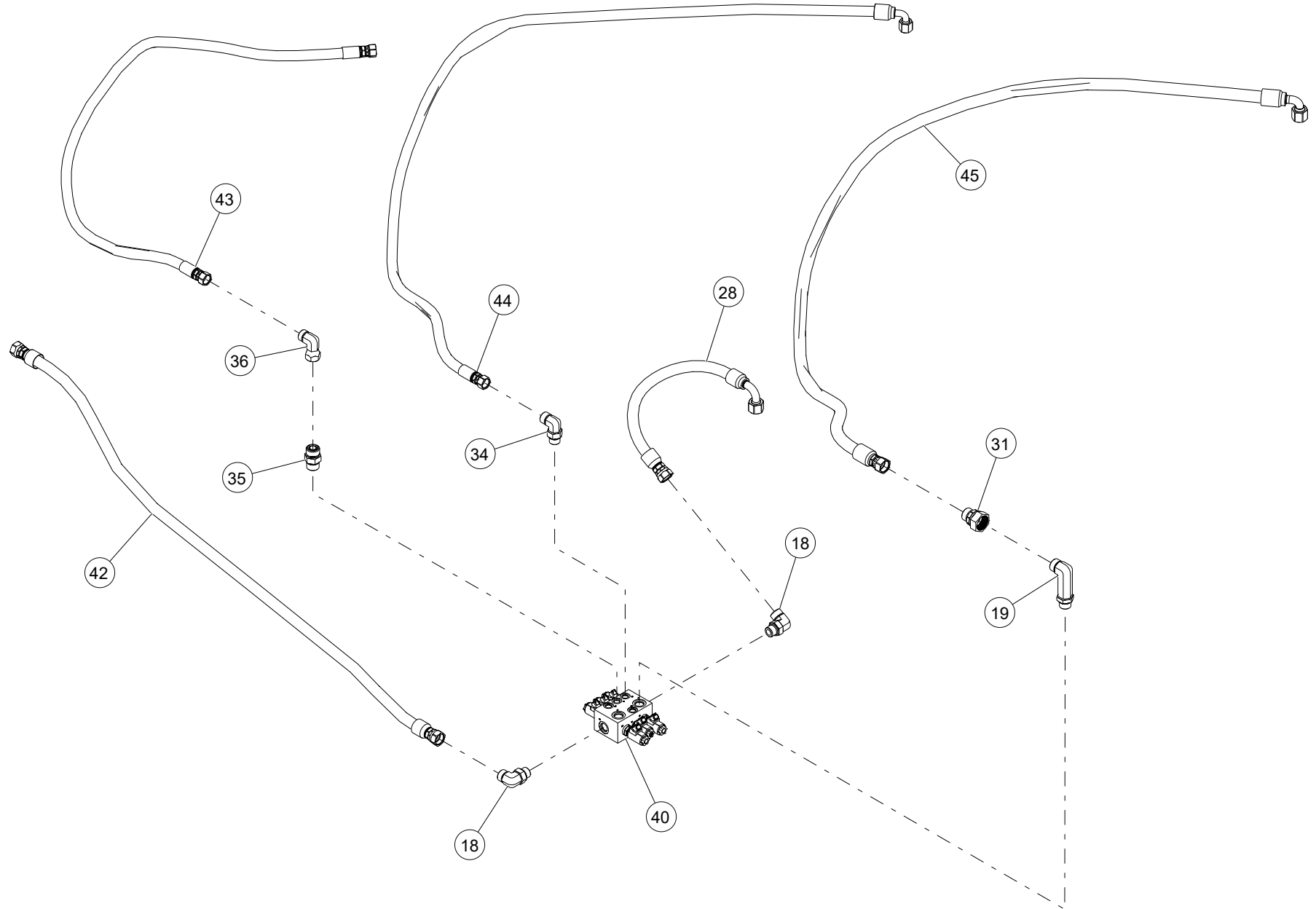
WHEN ORDERING PARTS, SPECIFY MODEL NUMBER, SERIAL NUMBER AND DESCRIPTION OF PARTS REQUIRED

## 45-150 BACKWARD TANK LOWER HYDRAULIC ASSEMBLY

ITEM	PART NUMBER	DESCRIPTION	QUANTITY	NOTES
	<b>1043842</b>	<b>45-150 BACKWARD TANK LOWER HYDRAULIC ASSEMBLY</b>		
30	HHCS-C375C758Z0	HEX HEAD CAP SCREW, 3/8-16 X 3 3/4 LEN, GR8, ZN	3	
31	1010015	ADAPTER, FOFS-12/MOFS-10	4	
32	1031384	HOSE, -10, 3000, FOFS-10SW/90FOFS-10SW, 67.0	1	
33	1031387	HOSE, -8, 3000, FOFS-8SW/90FOFS-8SW, 64.5	1	
34	1014008	ELBOW, 90, MORB-8/MOFS-8	4	
35	1010076	ADAPTER, MOFS-8/MORB-8	10	
36	1014030	ELBOW, 90, MOFS-8/FOFS-8	4	
37	1014006	ELBOW, 90, MOFS-8/MORB-6	8	
38	1031383	HOSE, -8, 3000, FOFS-8SW/FOFS-8SW, 56.75	1	
39	1010077	ADAPTER, MOFS-8/MORB-8,L	2	
40	1007211	O/R SELECTOR VALVE	2	
41	HHCS-C375A008Z0	HEX HEAD CAP SCREW, 3/8-16 X 1 LEN, GR8, ZN	8	

WHEN ORDERING PARTS, SPECIFY MODEL NUMBER, SERIAL NUMBER AND DESCRIPTION OF PARTS REQUIRED

# 45-150 BACKWARD TANK LOWER HYDRAULIC ASSEMBLY



WHEN ORDERING PARTS, SPECIFY MODEL NUMBER, SERIAL NUMBER AND DESCRIPTION OF PARTS REQUIRED

## 45-150 BACKWARD TANK LOWER HYDRAULIC ASSEMBLY

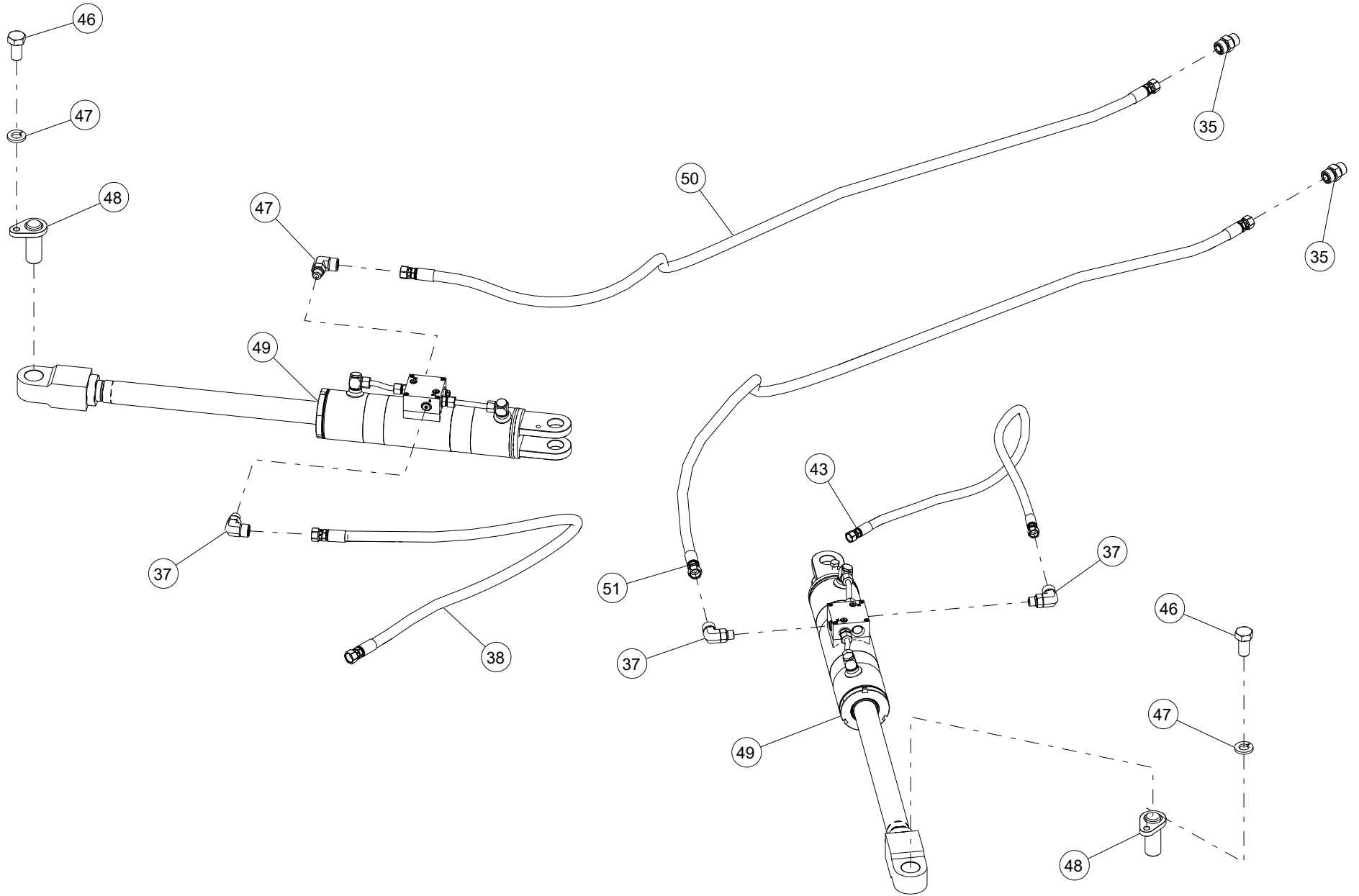
---

ITEM	PART NUMBER	DESCRIPTION	QUANTITY	NOTES
	<b>1043842</b>	<b>45-150 BACKWARD TANK LOWER HYDRAULIC ASSEMBLY</b>		
42	1031388	HOSE, -12, 3000, FOFS-12SW/FOFS-12SW, 81.25	1	
43	1031386	HOSE, -8, 3000, FOFS-8SW/FOFS-8SW, 55.5	1	
44	1031385	HOSE, -8, 3000, FOFS-8SW/90FOFS-8SW,75.0	1	
45	1031382	HOSE, -10, 3000, FOFS-10SW/90FOFS-10SW, 74.0	1	

WHEN ORDERING PARTS, SPECIFY MODEL NUMBER, SERIAL NUMBER AND DESCRIPTION OF PARTS REQUIRED

---

# 45-150 BACKWARD TANK LOWER HYDRAULIC ASSEMBLY



WHEN ORDERING PARTS, SPECIFY MODEL NUMBER, SERIAL NUMBER AND DESCRIPTION OF PARTS REQUIRED

## 45-150 BACKWARD TANK LOWER HYDRAULIC ASSEMBLY

---

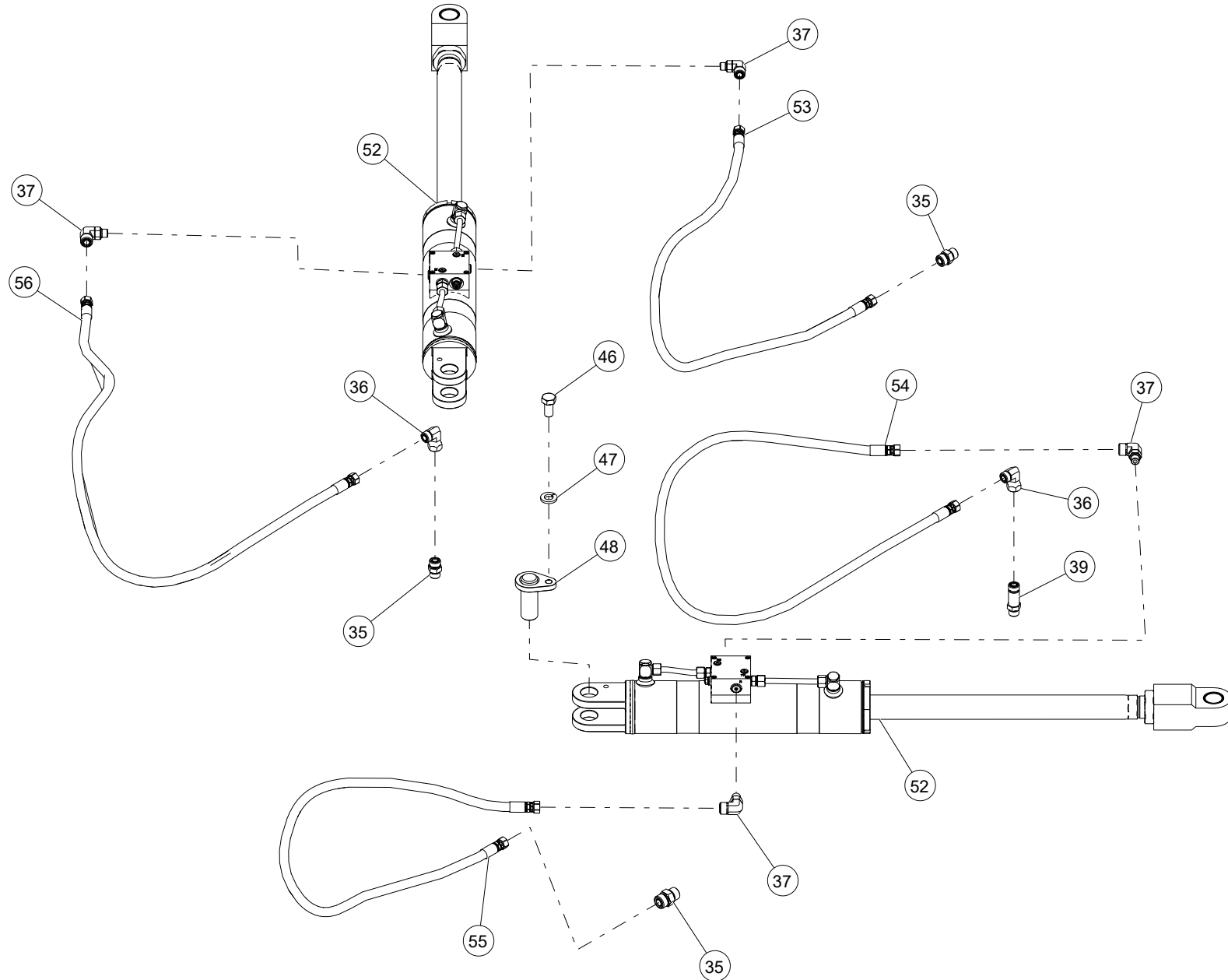
ITEM	PART NUMBER	DESCRIPTION	QUANTITY	NOTES
	<b>1043842</b>	<b>45-150 BACKWARD TANK LOWER HYDRAULIC ASSEMBLY</b>		
46	HHCS-C500A008Z0	HEX HEAD CAP SCREW, 1/2-13 X 1 LEN, GR8, ZN	8	
47	WSH4-X3130008Z0	SPIRAL LOCK WASHER, 5/16, GR8, ZN	8	
48	T115801	PIN WELDMENT, SWING CYLINDER	8	
49	T163587	SWING CYLINDER	2	
50	1043548	HOSE, -8, 4000, FOFS-8SW/FOFS-8SW, 91.25	1	

WHEN ORDERING PARTS, SPECIFY MODEL NUMBER, SERIAL NUMBER AND DESCRIPTION OF PARTS REQUIRED

---



# 45-150 BACKWARD TANK LOWER HYDRAULIC ASSEMBLY



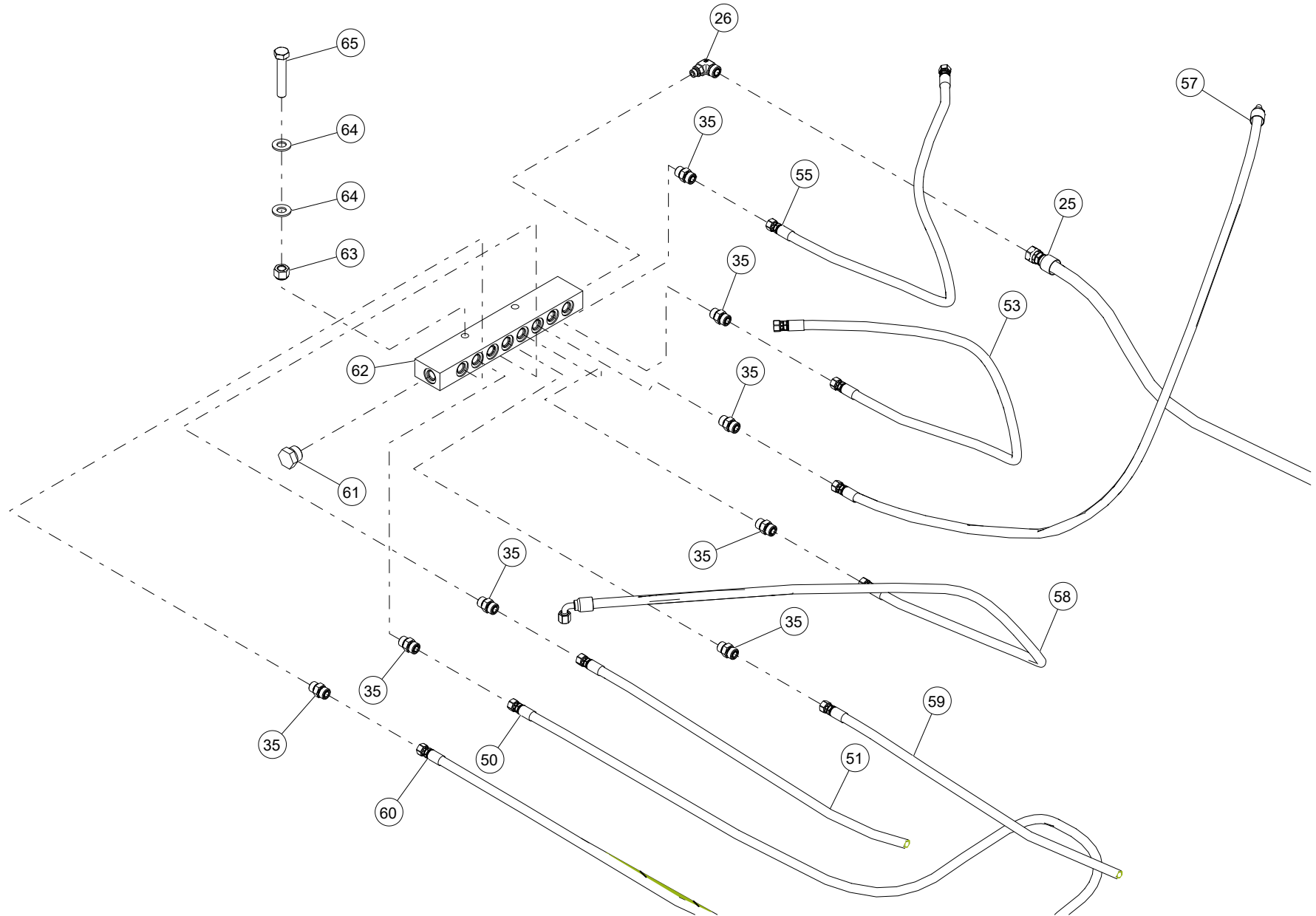
WHEN ORDERING PARTS, SPECIFY MODEL NUMBER, SERIAL NUMBER AND DESCRIPTION OF PARTS REQUIRED

## 45-150 BACKWARD TANK LOWER HYDRAULIC ASSEMBLY

ITEM	PART NUMBER	DESCRIPTION	QUANTITY	NOTES
	<b>1043842</b>	<b>45-150 BACKWARD TANK LOWER HYDRAULIC ASSEMBLY</b>		
51	1031370	HOSE, -8, 3000, FOFS-8SW/FOFS-8SW, 92.5	1	
52	T163588	SWING CYLINDER	2	
53	1031374	HOSE, -8, 3000, FOFS-8SW/FOFS-8SW, 58.25	1	
54	1031378	HOSE, -8, 3000, FOFS-8SW/FOFS-8SW, 67.0	1	
55	1031375	HOSE, -8, 3000, FOFS-8SW/FOFS-8SW, 58.5	1	
56	1031379	HOSE, -8, 3000, FOFS-8SW/FOFS-8SW, 64.5	1	

WHEN ORDERING PARTS, SPECIFY MODEL NUMBER, SERIAL NUMBER AND DESCRIPTION OF PARTS REQUIRED

# 45-150 BACKWARD TANK LOWER HYDRAULIC ASSEMBLY



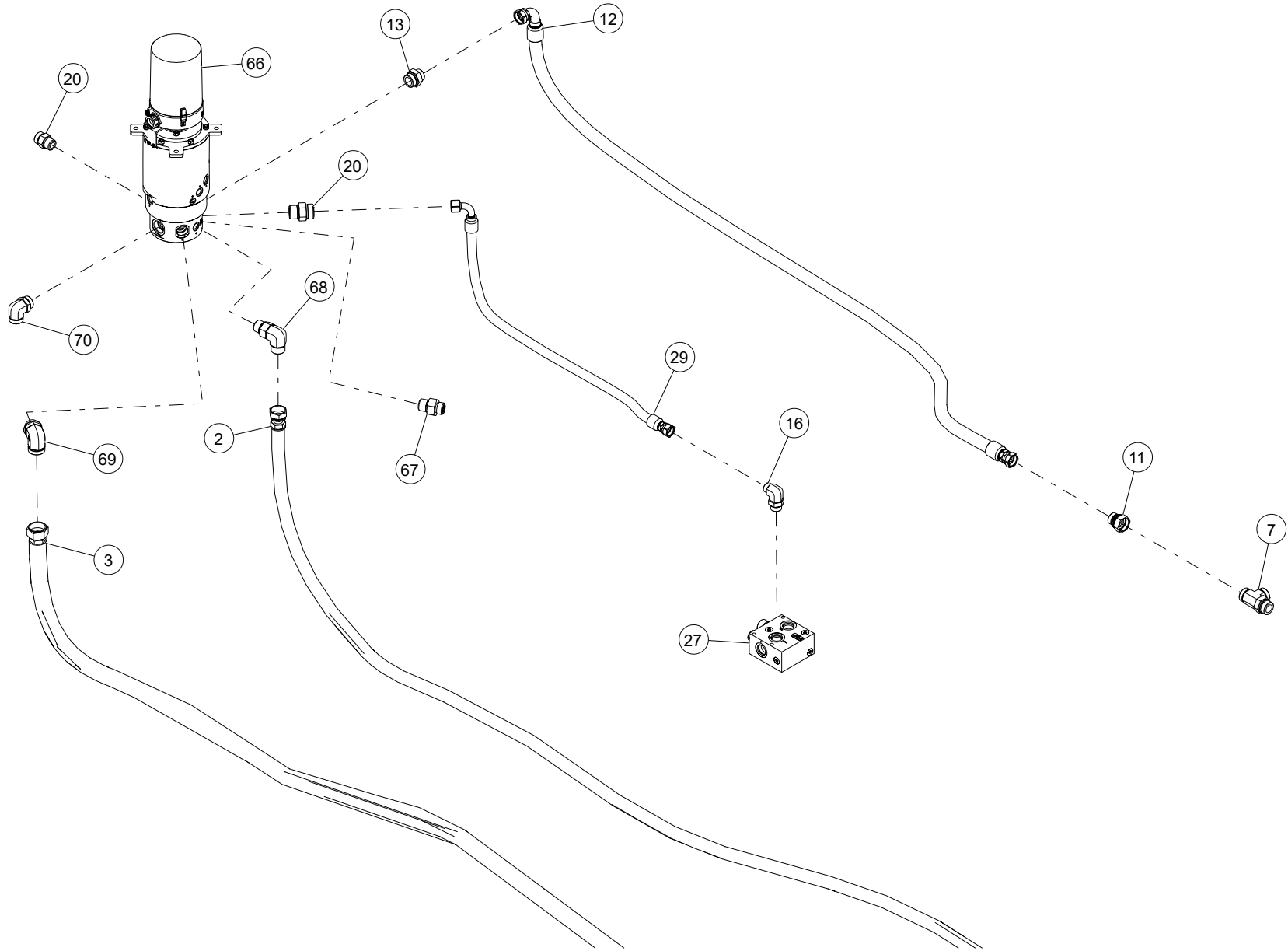
WHEN ORDERING PARTS, SPECIFY MODEL NUMBER, SERIAL NUMBER AND DESCRIPTION OF PARTS REQUIRED

## 45-150 BACKWARD TANK LOWER HYDRAULIC ASSEMBLY

ITEM	PART NUMBER	DESCRIPTION	QUANTITY	NOTES
	<b>1043842</b>	<b>45-150 BACKWARD TANK LOWER HYDRAULIC ASSEMBLY</b>		
57	1031373	HOSE, -8, 3000, FOFS-8SW/90FOFS-8SW,81.0	1	
58	1031372	HOSE, -8, 3000, FOFS-8SW/90FOFS-8SW, 80.5	1	
59	1031371	HOSE, -8, 3000, FOFS-8SW/90FOFS-8SW,111.75	1	
60	1031368	HOSE, -8, 3000, FOFS-8SW/90FOFS-8SW, 98.0	1	
61	1019668	PLUG, HEX, ORB-8	3	
62	T111005	MANIFOLD, CYLINDER RETRACT	1	
63	NUT3-C6250008Z0	NYLON LOCK NUT, 5/8-11, GR8, ZN	2	
64	WSH1-X5000008Z0	WASHER, 1/2, GR8, ZN	4	
65	HHCS-C500B758Z0	HEX HEAD CAP SCREW, 1/2-13 X 2 3/4 LEN, GR8, ZN	2	
66	1007219	HYDRAULIC SWIVEL	1	

WHEN ORDERING PARTS, SPECIFY MODEL NUMBER, SERIAL NUMBER AND DESCRIPTION OF PARTS REQUIRED

# 45-150 BACKWARD TANK LOWER HYDRAULIC ASSEMBLY



WHEN ORDERING PARTS, SPECIFY MODEL NUMBER, SERIAL NUMBER AND DESCRIPTION OF PARTS REQUIRED

## 45-150 BACKWARD TANK LOWER HYDRAULIC ASSEMBLY

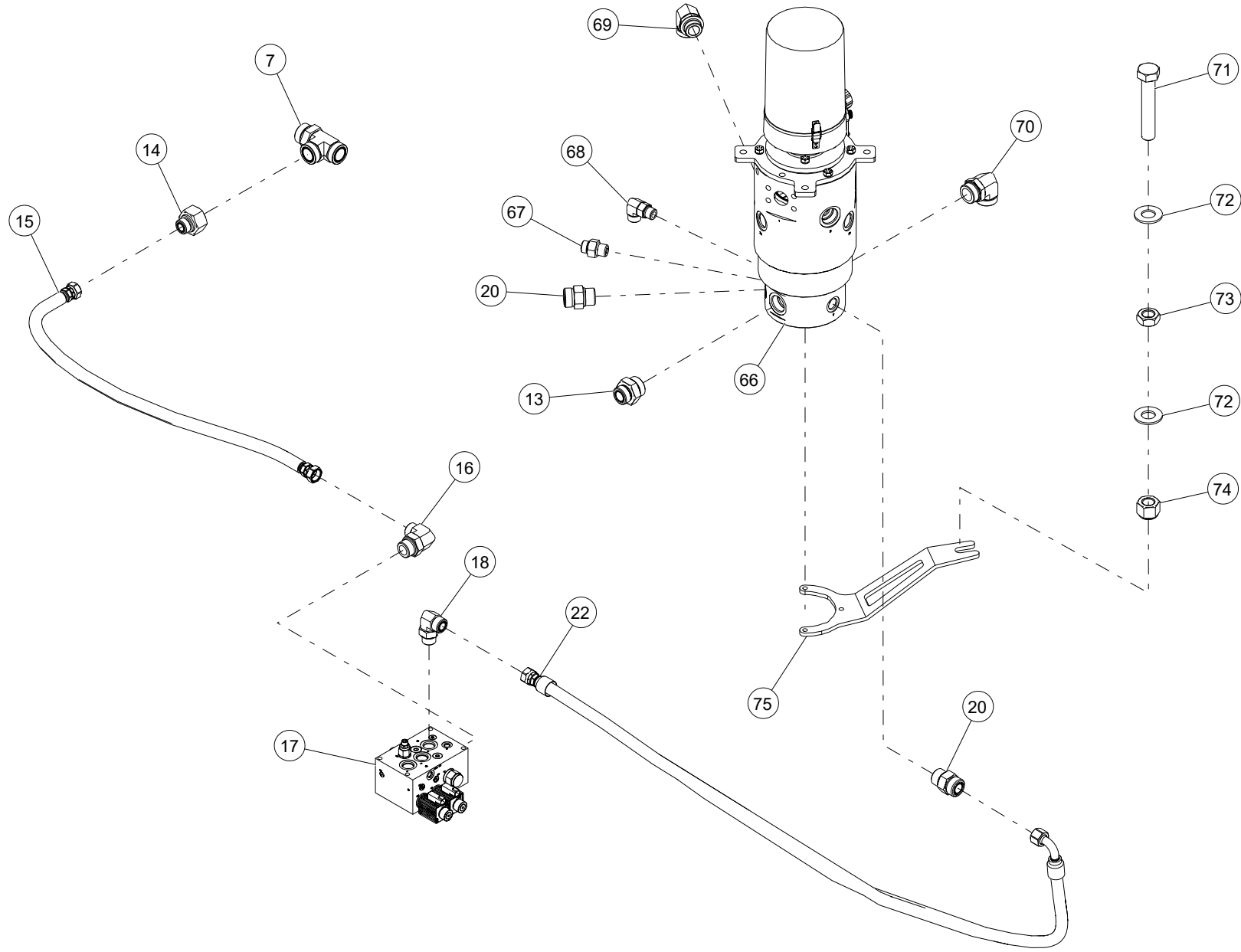
---

ITEM	PART NUMBER	DESCRIPTION	QUANTITY	NOTES
	<b>1043842</b>	<b>45-150 BACKWARD TANK LOWER HYDRAULIC ASSEMBLY</b>		
67	1010068	ADAPTER, MOFS-4/MORB-6	1	
68	1014012	ELBOW, 90, MOFS-10/MORB-10	1	
69	1014062	ELBOW, 90, MOFS-24/MORB-20	2	
70	1014029	ELBOW, 90, MOFS-24/MORB-24	1	

WHEN ORDERING PARTS, SPECIFY MODEL NUMBER, SERIAL NUMBER AND DESCRIPTION OF PARTS REQUIRED

---

# 45-150 BACKWARD TANK LOWER HYDRAULIC ASSEMBLY



WHEN ORDERING PARTS, SPECIFY MODEL NUMBER, SERIAL NUMBER AND DESCRIPTION OF PARTS REQUIRED

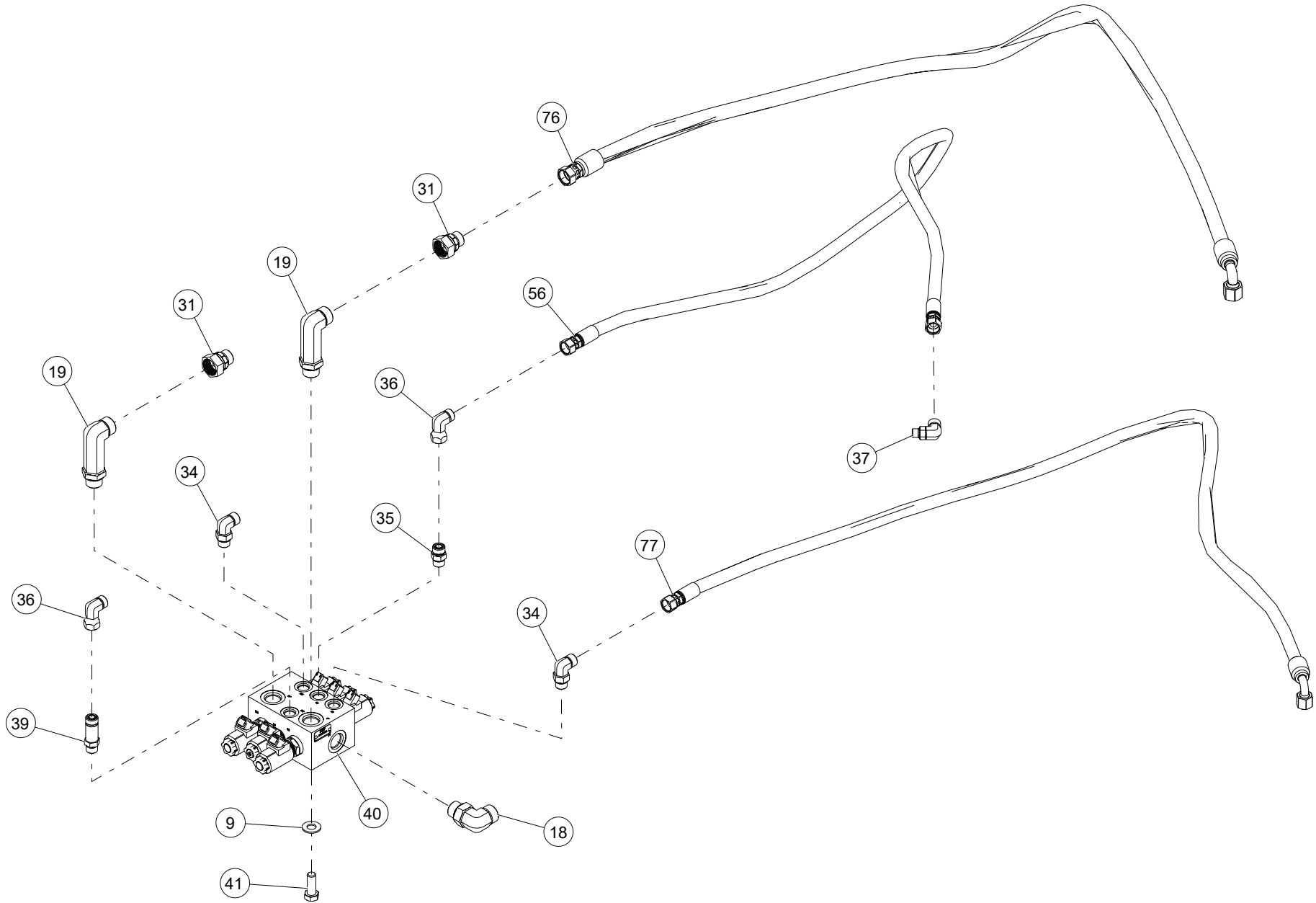
## 45-150 BACKWARD TANK LOWER HYDRAULIC ASSEMBLY

ITEM	PART NUMBER	DESCRIPTION	QUANTITY	NOTES
	<b>1043842</b>	<b>45-150 BACKWARD TANK LOWER HYDRAULIC ASSEMBLY</b>		
71	HHCS-C625C508M0	HEX HEAD CAP SCREW, 5/8-11 X 3 1/2 LEN, GR8, MA	1	
72	WSH1-X6250008Z0	WASHER, 5/8, GR8, ZN	2	
73	NUT2-C6250008M0	HEX JAM NUT, 5/8-11, GR8, MA	1	
74	NUT3-C6250008M0	NYLON LOCK NUT, 5/8-11, GR8, MA	1	
75	1026454	PLATE, SWIVEL ANTI-ROTATION	1	

WHEN ORDERING PARTS, SPECIFY MODEL NUMBER, SERIAL NUMBER AND DESCRIPTION OF PARTS REQUIRED



# 45-150 BACKWARD TANK LOWER HYDRAULIC ASSEMBLY



WHEN ORDERING PARTS, SPECIFY MODEL NUMBER, SERIAL NUMBER AND DESCRIPTION OF PARTS REQUIRED

## 45-150 BACKWARD TANK LOWER HYDRAULIC ASSEMBLY

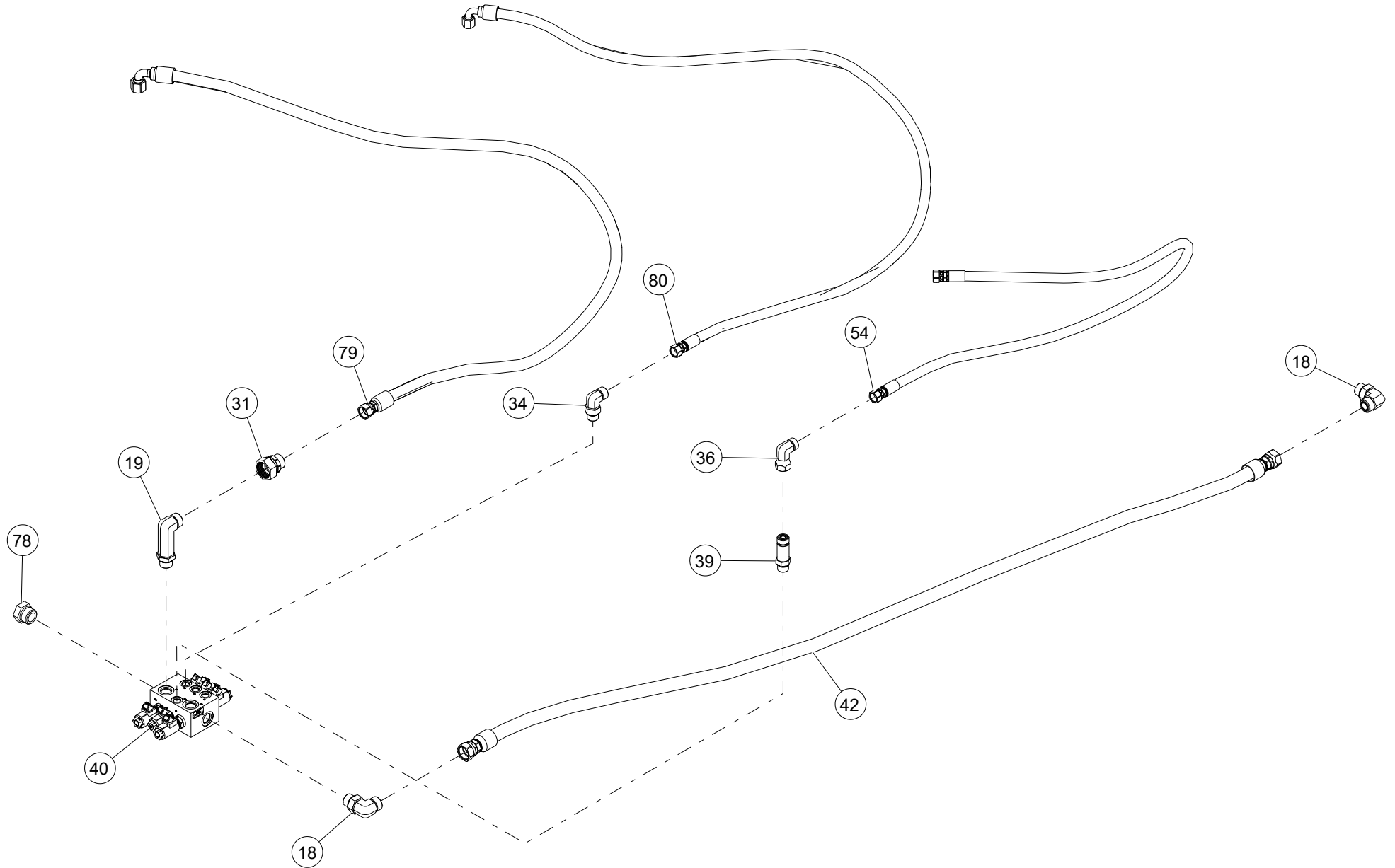
---

ITEM	PART NUMBER	DESCRIPTION	QUANTITY	NOTES
	<b>1043842</b>	<b>45-150 BACKWARD TANK LOWER HYDRAULIC ASSEMBLY</b>		
76	1031380	HOSE, -10, 3000, FOFS-10SW/90FOFS-10SW, 85.75	1	
77	1031381	HOSE, -8, 3000, FOFS-8SW/90FOFS-8SW, 86.0	1	

WHEN ORDERING PARTS, SPECIFY MODEL NUMBER, SERIAL NUMBER AND DESCRIPTION OF PARTS REQUIRED

---

# 45-150 BACKWARD TANK LOWER HYDRAULIC ASSEMBLY



WHEN ORDERING PARTS, SPECIFY MODEL NUMBER, SERIAL NUMBER AND DESCRIPTION OF PARTS REQUIRED

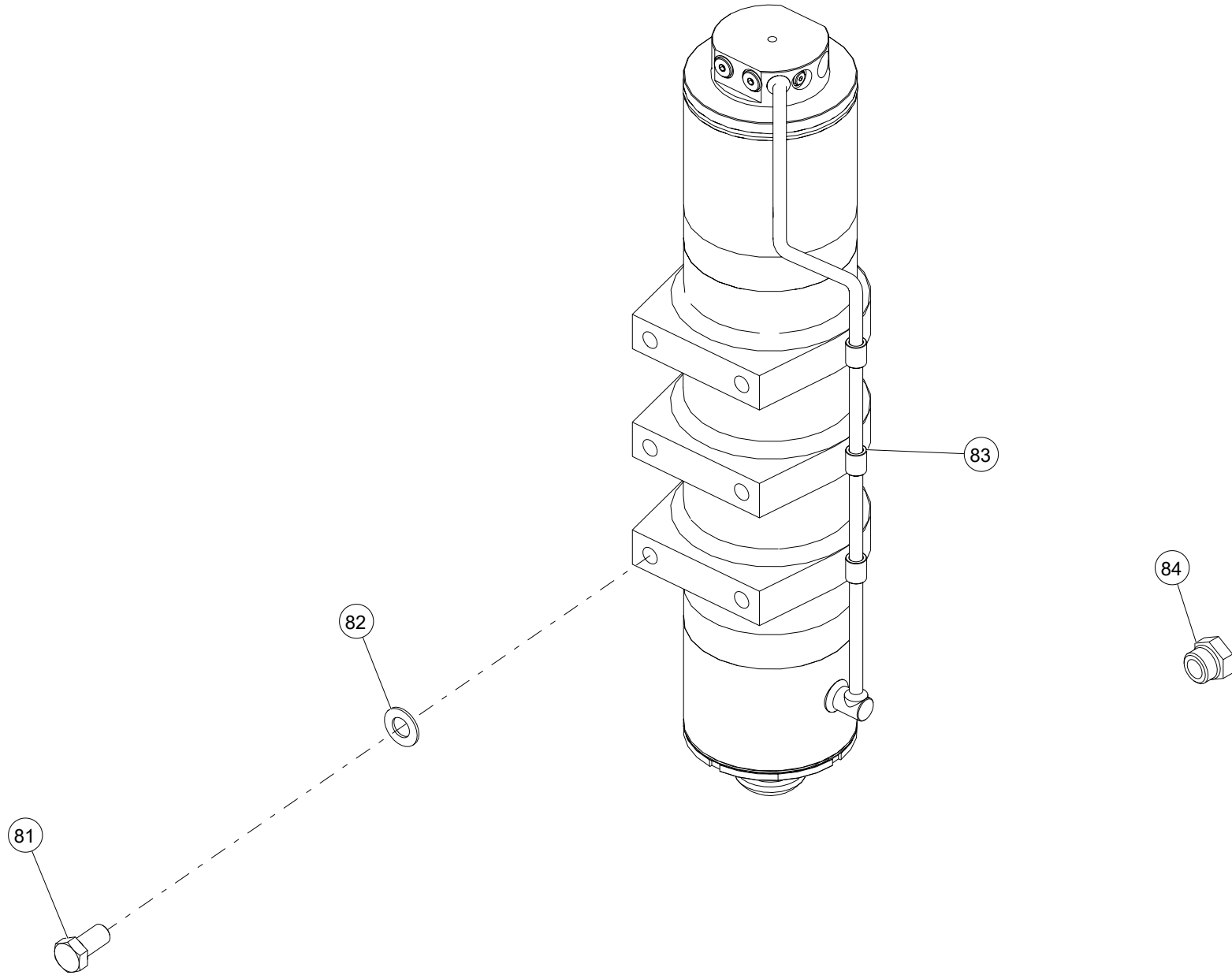
## 45-150 BACKWARD TANK LOWER HYDRAULIC ASSEMBLY

---

ITEM	PART NUMBER	DESCRIPTION	QUANTITY	NOTES
	<b>1043842</b>	<b>45-150 BACKWARD TANK LOWER HYDRAULIC ASSEMBLY</b>		
78	1019704	PLUG,HEX, ORB-12	1	
79	1031376	HOSE, -10, 3000, FOFS-10SW/90FOFS-10SW, 77.25	1	
80	1031377	HOSE, -8, 3000, FOFS-8SW/90FOFS-8SW, 77.5	1	

WHEN ORDERING PARTS, SPECIFY MODEL NUMBER, SERIAL NUMBER AND DESCRIPTION OF PARTS REQUIRED

---



WHEN ORDERING PARTS, SPECIFY MODEL NUMBER, SERIAL NUMBER AND DESCRIPTION OF PARTS REQUIRED

## 45-150 BACKWARD TANK LOWER HYDRAULIC ASSEMBLY

ITEM	PART NUMBER	DESCRIPTION	QUANTITY	NOTES
	<b>1043842</b>	<b>45-150 BACKWARD TANK LOWER HYDRAULIC ASSEMBLY</b>		
81	HHCS-CA00B00M03Z0	HEX HEAD CAP SCREW, 1-8 X 2 LEN, GR8, ZINC	24	
82	WSH1-XA00000M24Z0	WASHER, 1, ZINC	24	
83	T163579	CYLINDER, JACK	4	
84	1019670	PLUG, HEX, ORB-12	2	
85*	1013932	ELBOW, 90, MOFS-8/FOFS-8	4	
86*	1014007	ELBOW, 90, MORB-8/MOFS-8	4	
87*	1014026	ELBOW, 90, MOFS-20/MORB-20	1	

WHEN ORDERING PARTS, SPECIFY MODEL NUMBER, SERIAL NUMBER AND DESCRIPTION OF PARTS REQUIRED

**NON - ILLUSTRATED PAGE**

WHEN ORDERING PARTS, SPECIFY MODEL NUMBER, SERIAL NUMBER AND DESCRIPTION OF PARTS REQUIRED

---

## PUMP/PTO OPTION

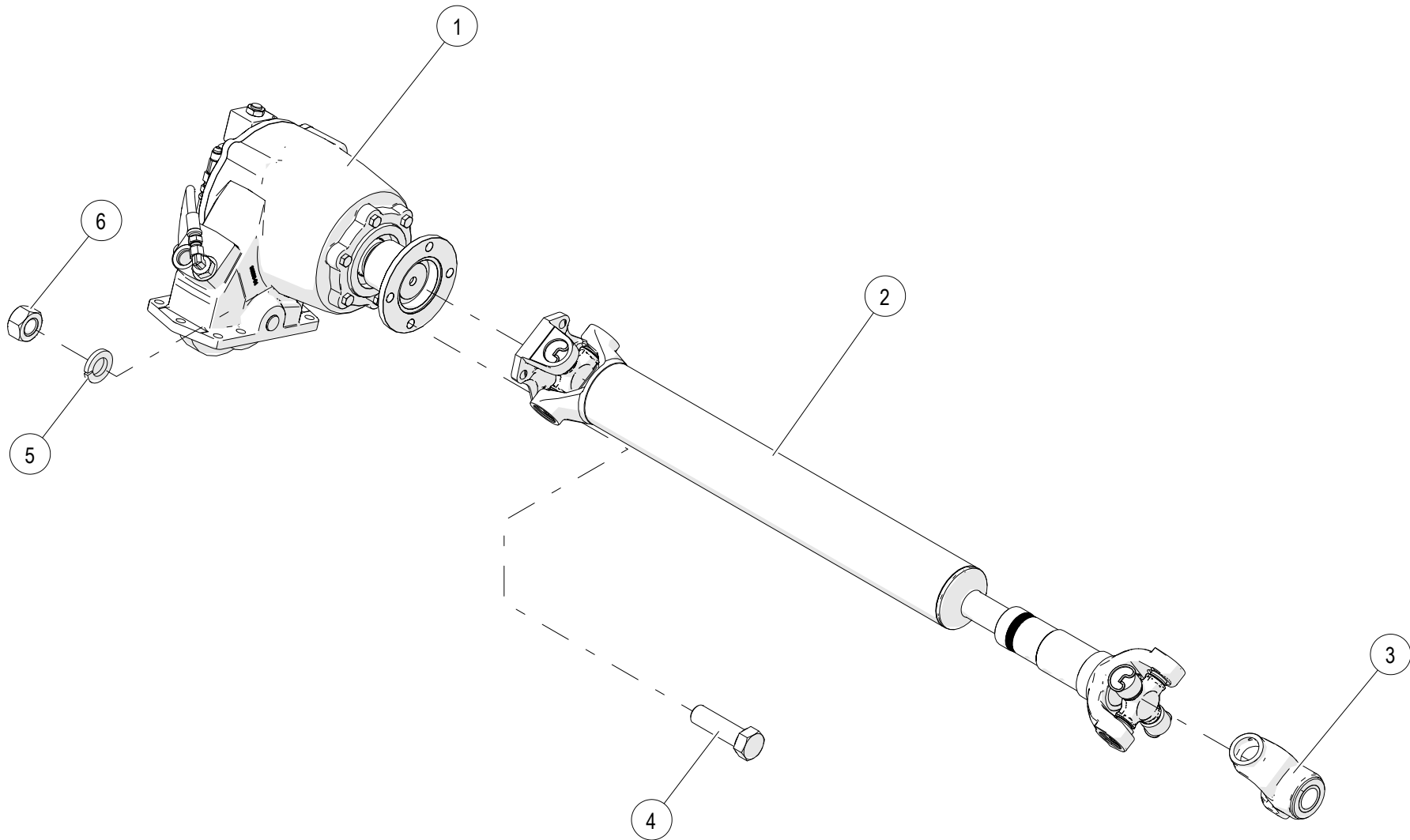
---

ITEM	PART NUMBER	DESCRIPTION	QUANTITY	NOTES
	<b>1008828</b>	<b>PUMP/PTO OPTION</b>		
1	<b>1030834</b>	PUMP/PTO ASSEMBLY, ALLISON TRANSMISSION	1	SEE PAGE 289
2	<b>1030835</b>	PUMP/PTO ASSEMBLY, EATON TRANSMISSION	1	SEE PAGE 293

---

WHEN ORDERING PARTS, SPECIFY MODEL NUMBER, SERIAL NUMBER AND DESCRIPTION OF PARTS REQUIRED





WHEN ORDERING PARTS, SPECIFY MODEL NUMBER, SERIAL NUMBER AND DESCRIPTION OF PARTS REQUIRED

## PUMP/PTO ASSEMBLY, ALLISON TRANSMISSION

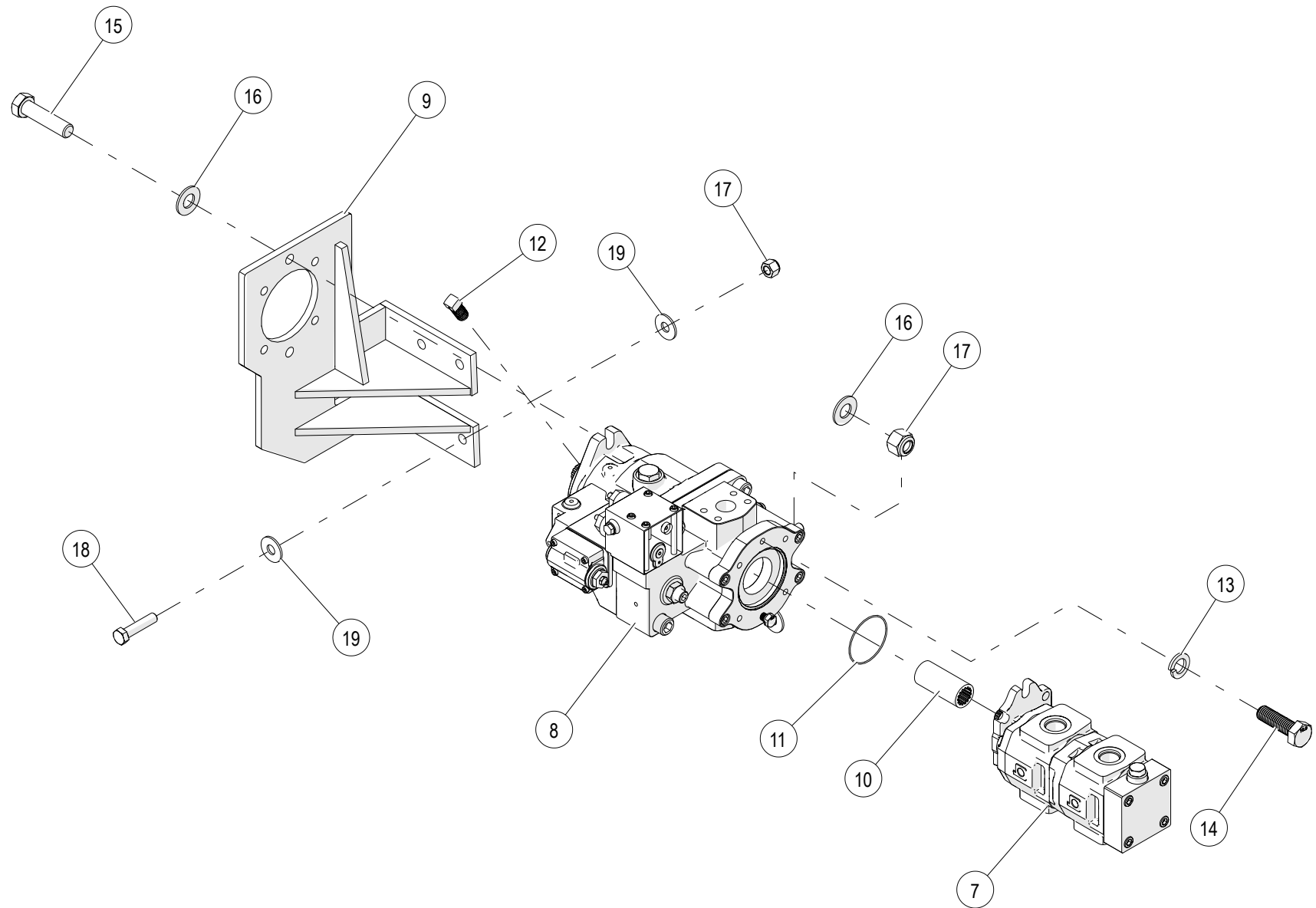
---

ITEM	PART NUMBER	DESCRIPTION	QUANTITY	NOTES
	<b>1030834</b>	<b>PUMP/PTO ASSEMBLY, ALLISON TRANSMISSION</b>		
1	1026508	PTO GEARBOX, ALLISON	1	
2	1031017	DRIVESHAFT ASSEMBLY, ALLISON	1	
3	1009012	END YOKE	1	
4	HHCS-C438A508Z0	HEX HEAD CAP SCREW, 7/16-14 X 1 1/2 LEN, GR8, ZN	4	
5	WSH4-X4380008Z0	SPIRAL LOCK WASHER, 7/16, GR8, ZN	4	
6	NUT1-C4380008Z0	HEX NUT, 7/16-14, GR8, ZN	4	

WHEN ORDERING PARTS, SPECIFY MODEL NUMBER, SERIAL NUMBER AND DESCRIPTION OF PARTS REQUIRED

---

# PUMP/PTO ASSEMBLY, ALLISON TRANSMISSION



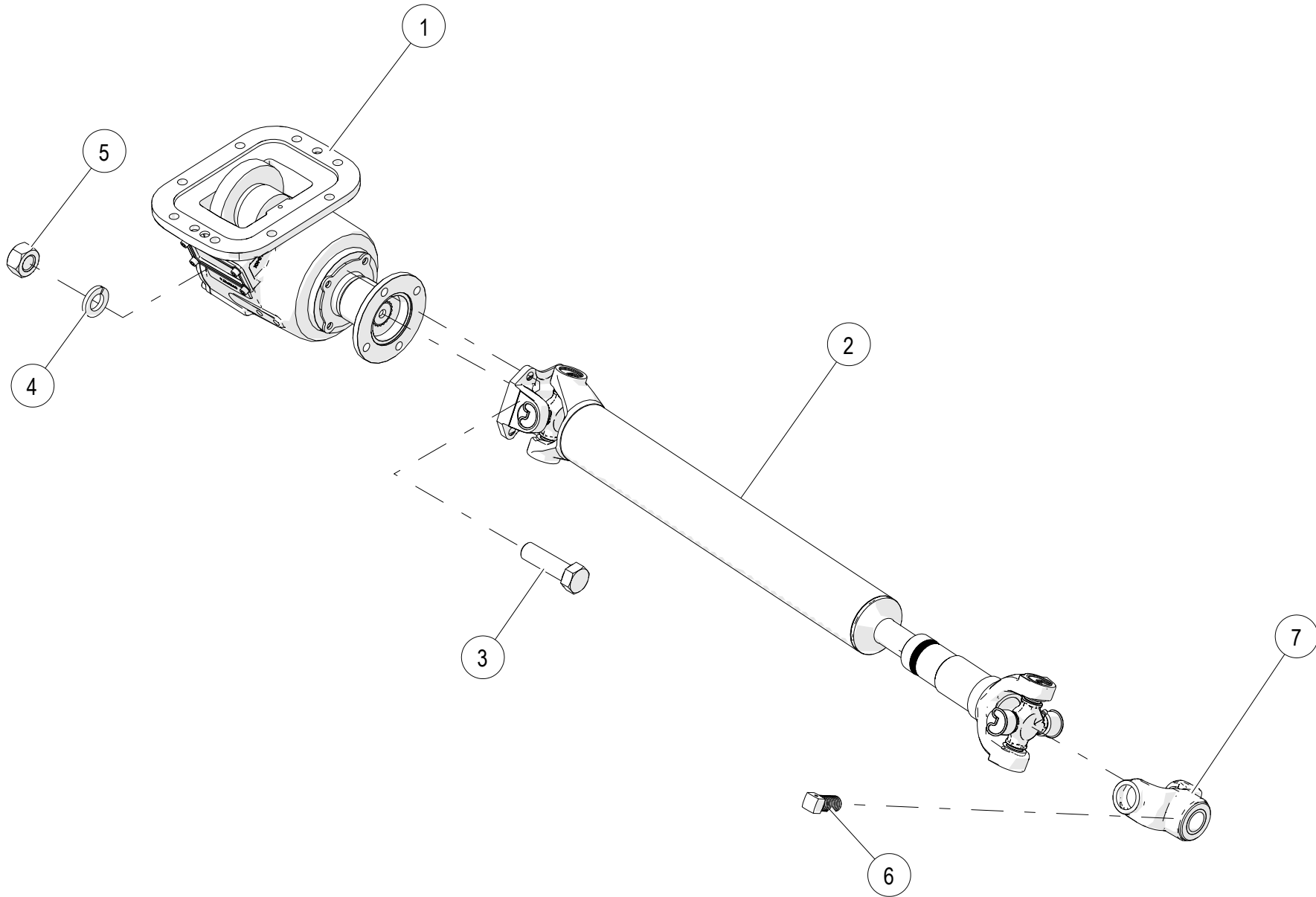
WHEN ORDERING PARTS, SPECIFY MODEL NUMBER, SERIAL NUMBER AND DESCRIPTION OF PARTS REQUIRED

## PUMP/PTO ASSEMBLY, ALLISON TRANSMISSION

ITEM	PART NUMBER	DESCRIPTION	QUANTITY	NOTES
	<b>1030834</b>	<b>PUMP/PTO ASSEMBLY, ALLISON TRANSMISSION</b>		
7	1008267	DOUBLE PUMP CW	1	
8	1008303	PUMP, PISTON 140 CC, CW	1	
9	1027034	BRACKET, PUMP MOUNTING	1	
10	1008302	COUPLING, SAE BB 15T	1	
11	1026509	O-RING, AS568A-155	1	
12	1026694	SET SCREW, SQUARE, 3/8"-16 THREAD, 3/4" LG	1	
13	1025523	WASHER, SPLIT LOCK, M12	2	
14	1026503	BOLT, M12 X 1.75MM THREAD, 40MM LG	2	
15	HHCS-C625B508M0	HEX HEAD CAP SCREW, 5/8-11 X 2 1/2 LEN, GR8, MA	2	
16	WSH2-X6250008Z0	SAE WASHER, 5/8, GR8, ZN	4	
17	NUT3-C6250008M0	NYLON LOCK NUT, 5/8-11, GR8, MA	6	
18	HHCS-C625B758M0	HEX HEAD CAP SCREW, 5/8-11 X 2 3/4 LEN, GR8, MA	4	
19	WSH3-X6250008Z0	FENDER WASHER, 5/8, GR8, ZN	8	

WHEN ORDERING PARTS, SPECIFY MODEL NUMBER, SERIAL NUMBER AND DESCRIPTION OF PARTS REQUIRED

# PUMP/PTO ASSEMBLY, EATON TRANSMISSION



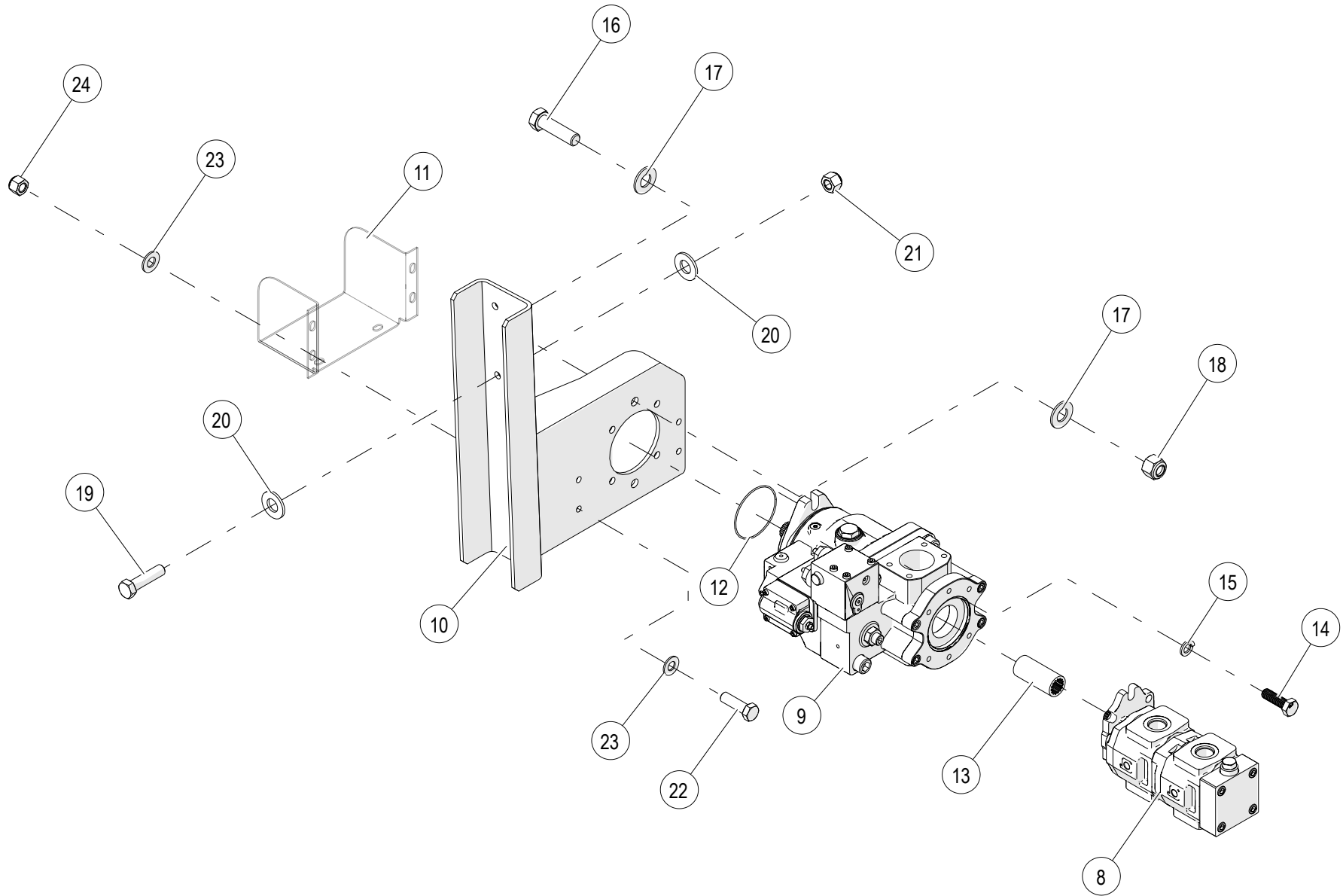
WHEN ORDERING PARTS, SPECIFY MODEL NUMBER, SERIAL NUMBER AND DESCRIPTION OF PARTS REQUIRED

## PUMP/PTO ASSEMBLY, EATON TRANSMISSION

ITEM	PART NUMBER	DESCRIPTION	QUANTITY	NOTES
	<b>1030835</b>	<b>PUMP/PTO ASSEMBLY, EATON TRANSMISSION</b>		
1	1026507	PTO GEARBOX, EATON	1	
2	1031017	DRIVESHAFT ASSEMBLY, EATON	1	
3	HHCS-C438A50M03Z0	HEX HEAD CAP SCREW, 7/16-14 X 1 1/2 LEN, GR8, ZINC	4	
4	WSH4-X438000M24Z0	SPIRAL LOCK WASHER, 7/16, ZINC	4	
5	NUT1-C438000M06Z0	HEX NUT, 7/16-14, GR8, ZINC	4	
6	1026694	SET SCREW, SQUARE, 3/8"-16 THREAD, 3/4" LG	1	
7	1009012	END YOKE	1	

WHEN ORDERING PARTS, SPECIFY MODEL NUMBER, SERIAL NUMBER AND DESCRIPTION OF PARTS REQUIRED

# PUMP/PTO ASSEMBLY, EATON TRANSMISSION



WHEN ORDERING PARTS, SPECIFY MODEL NUMBER, SERIAL NUMBER AND DESCRIPTION OF PARTS REQUIRED

## PUMP/PTO ASSEMBLY, EATON TRANSMISSION

ITEM	PART NUMBER	DESCRIPTION	QUANTITY	NOTES
	<b>1030835</b>	<b>PUMP/PTO ASSEMBLY, EATON TRANSMISSION</b>		
8	1008270	DOUBLE PUMP CCW	1	
9	1008304	PUMP, PISTON 140 CC, CCW	1	
10	1008592	BRACKET, PUMP MOUNTING	1	
11	1027035	COVER, END YOKE	1	
12	1026509	O-RING, AS568A-155	1	
13	1008302	COUPLING, SAE BB 15T	1	
14	1026503	BOLT, M12 X 1.75MM THREAD, 40MM LG	2	
15	1025523	WASHER, SPLIT LOCK, M12	2	
16	HHCS-C625B25M03Z0	HEX HEAD CAP SCREW, 5/8-11 X 2 1/4 LEN, GR8, ZINC	2	
17	WSH1-X625000M24Z0	WASHER, 5/8, ZINC	4	
18	NUT3-C625000M06Z0	NYLON LOCK NUT, 5/8-11, GR8, ZINC	2	
19	HHCS-C500B00M03Z0	HEX HEAD CAP SCREW, 1/2-13 X 2 LEN, GR8, ZINC	4	
20	WSH1-X500000M24Z0	WASHER, 1/2, ZINC	8	
21	NUT3-C500000M06Z0	NYLON LOCK NUT, 1/2-13, GR8, ZINC	4	
22	HHCS-C375A25M03Z0	HEX HEAD CAP SCREW, 3/8-16 X 1 1/4 LEN, GR8, ZINC	6	
23	WSH1-X375000M24Z0	WASHER, 3/8, ZINC	12	
24	NUT3-C375000M06Z0	NYLON LOCK NUT, 3/8-16, GR8, ZINC	6	

WHEN ORDERING PARTS, SPECIFY MODEL NUMBER, SERIAL NUMBER AND DESCRIPTION OF PARTS REQUIRED



## NON - ILLUSTRATED PAGE

WHEN ORDERING PARTS, SPECIFY MODEL NUMBER, SERIAL NUMBER AND DESCRIPTION OF PARTS REQUIRED

---

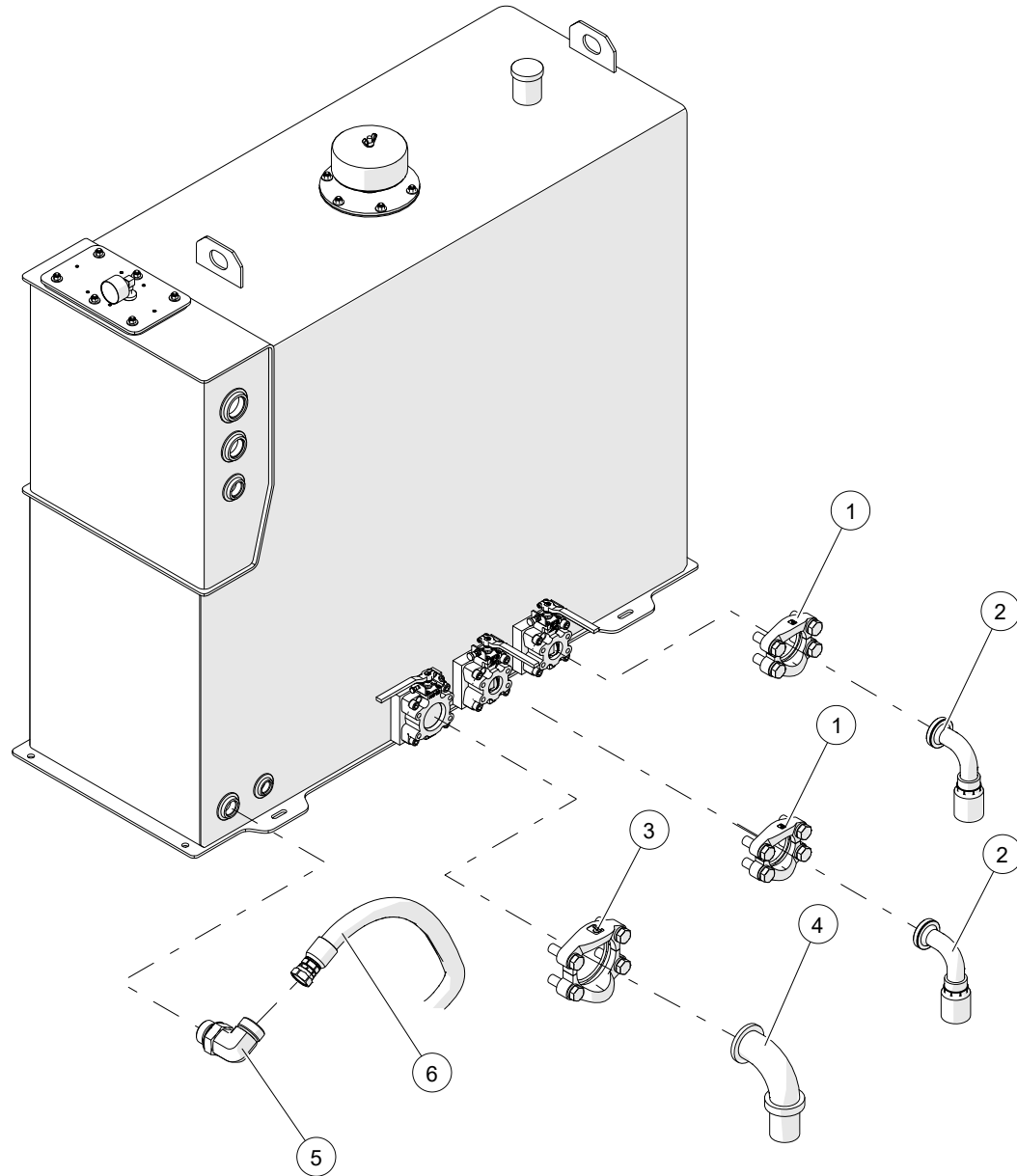
## HOSE KIT OPTION

---

ITEM	PART NUMBER	DESCRIPTION	QUANTITY	NOTES
	<b>1008830</b>	<b>HOSE KIT OPTION</b>		
1	<b>1027224</b>	HOSE VARIANT, ALLISON TRANSMISSION	1	SEE PAGE 299
2	<b>1027225</b>	HOSE VARIANT, EATON TRANSMISSION	1	SEE PAGE 307

WHEN ORDERING PARTS, SPECIFY MODEL NUMBER, SERIAL NUMBER AND DESCRIPTION OF PARTS REQUIRED

---



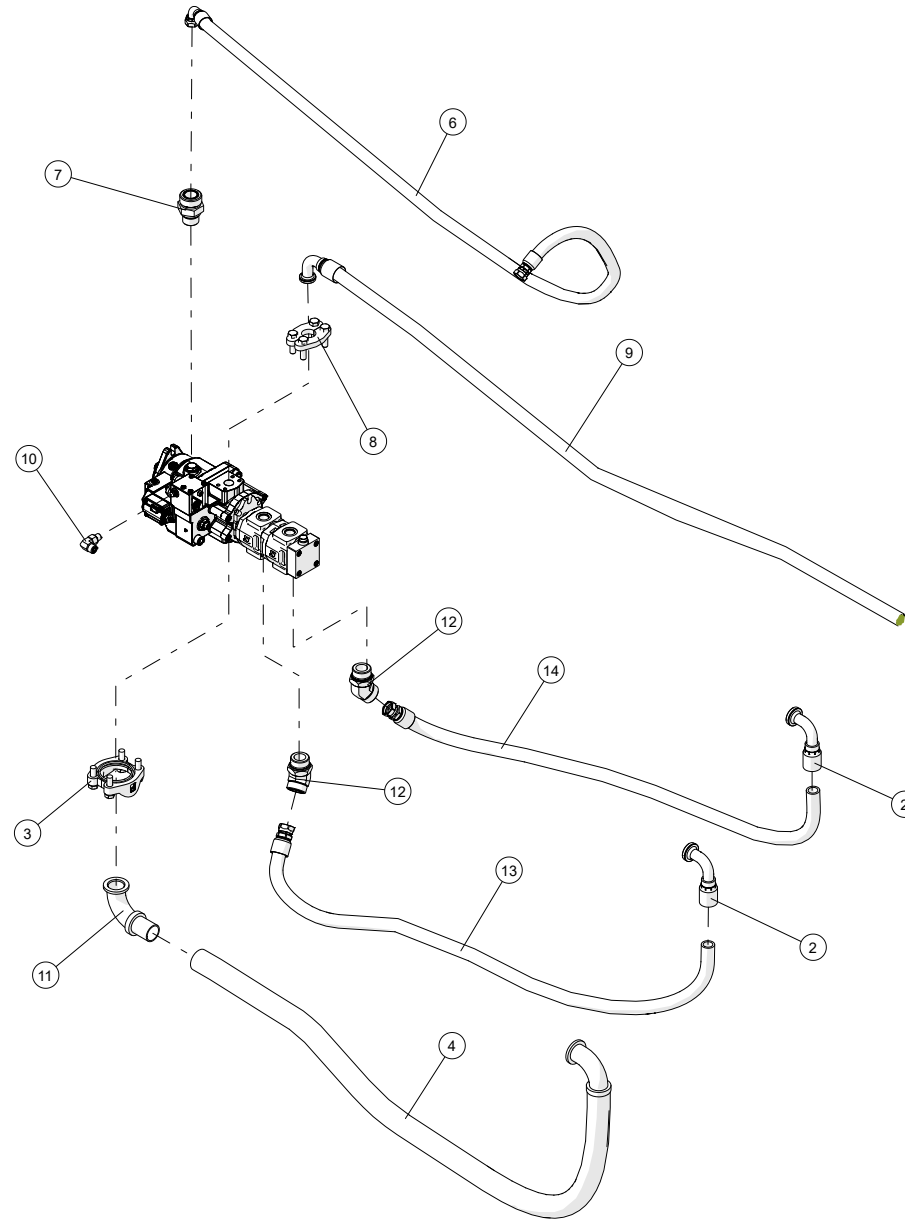
WHEN ORDERING PARTS, SPECIFY MODEL NUMBER, SERIAL NUMBER AND DESCRIPTION OF PARTS REQUIRED

## HOSE VARIANT, ALLISON TRANSMISSION

ITEM	PART NUMBER	DESCRIPTION	QUANTITY	NOTES
	<b>1027224</b>	<b>HOSE VARIANT, ALLISON TRANSMISSION</b>		
1	1020225	CLAMP, C61-24, KIT	2	
2	1014641	ELBOW, 90, HBRB-20/C61-24	2	
3	1020228	CLAMP, C61-40, KIT	2	
4	1027743	HOSE, -40, 300, 90C61-40/NO END, 103-25	1	
5	1014023	ELBOW, 90, MOFS-16/MORB-16	1	
6	1027741	HOSE, -16, 300, FOFS-16SW/90FOFS-16SW, 111.75	1	
7	1010092	ADAPTER, MOFS-16/MORB-12	1	
8	1020223	CLAMP, C62-20, KIT	1	
9	1027747	HOSE, -20, 5000, FOFS-20SW/90C62-20, 269.75	1	
10	1013997	ELBOW, 90, MOFS-4/MORB-4	1	
11	1014642	ELBOW, 90, HBRB-40/C61-40	1	
12	1016207	ELBOW, 45, MOFS-20/MORB-20	2	
13	1027742	HOSE, -20, 300, FOFS-20SW/NO END, 91.25	1	
14	1027744	HOSE, -20, 300, FOFS-20SW/NO END, 83	1	
15	1027748	HOSE, -4, 5000, FOFS-4SW/FOFS-4SW, 262.50	1	
16	1014028	ELBOW, 90, MOFS-20/MORB-24	1	
17	1013998	ELBOW, 90, MOFS-4/MORB-6	1	
18	1027745	HOSE, -12, 4000 PSI, FOFS-12SW/FOFS-12SW/ 196.25	1	
19	1027746	HOSE, -12, 4000, FOFS-12SW/FOFS-12SW/ 209.75	1	
20	1014020	ELBOW, 90, MOFS-12/MORB-16	3	
21	1014018	ELBOW, 90, MOFS-12/MORB-12, L	1	

WHEN ORDERING PARTS, SPECIFY MODEL NUMBER, SERIAL NUMBER AND DESCRIPTION OF PARTS REQUIRED

## HOSE VARIANT, ALLISON TRANSMISSION



WHEN ORDERING PARTS, SPECIFY MODEL NUMBER, SERIAL NUMBER AND DESCRIPTION OF PARTS REQUIRED

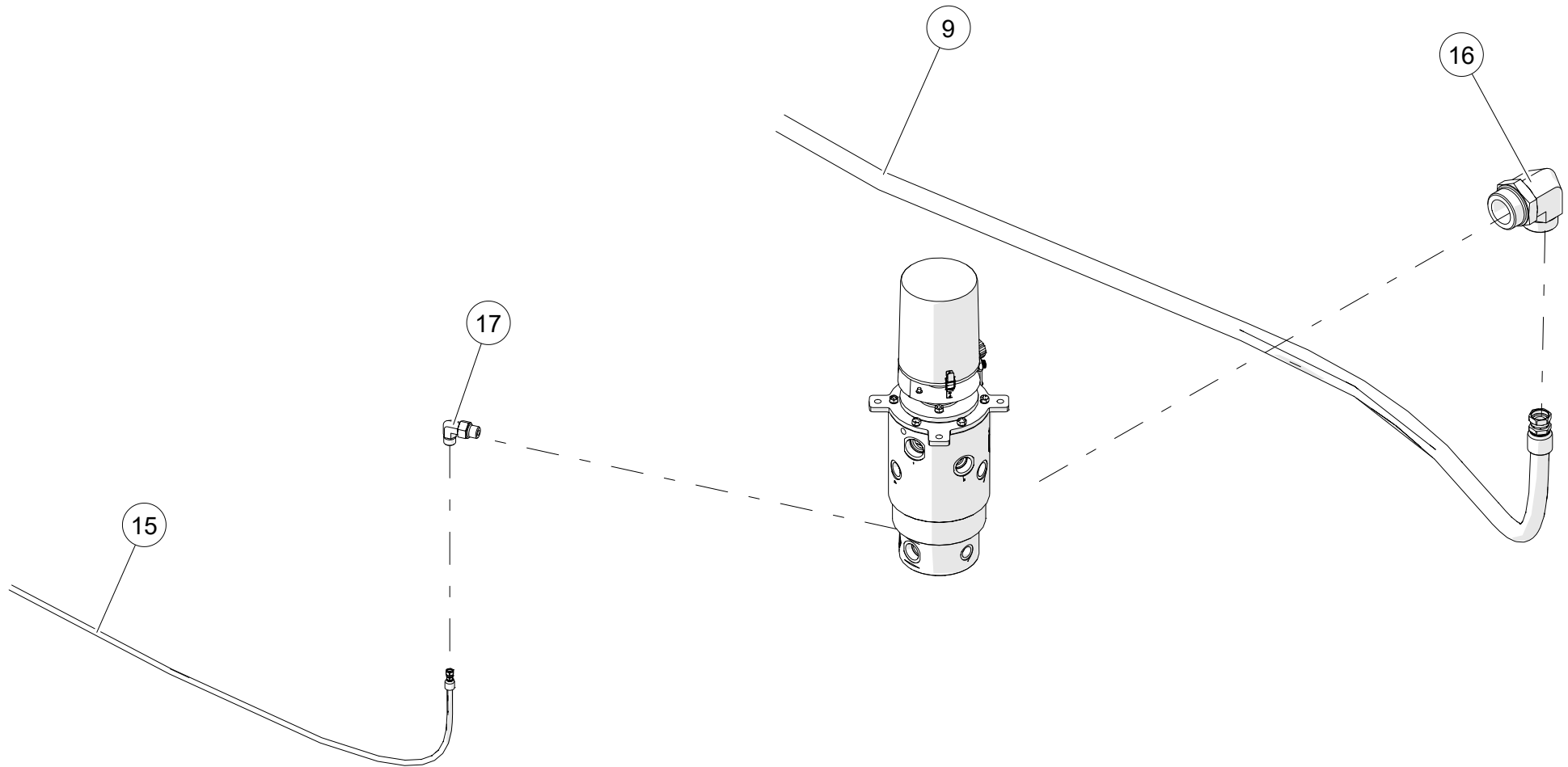
## HOSE VARIANT, ALLISON TRANSMISSION

ITEM	PART NUMBER	DESCRIPTION	QUANTITY	NOTES
	<b>1027224</b>	<b>HOSE VARIANT, ALLISON TRANSMISSION</b>		
1	1020225	CLAMP, C61-24, KIT	2	
2	1014641	ELBOW, 90, HBRB-20/C61-24	2	
3	1020228	CLAMP, C61-40, KIT	2	
4	1027743	HOSE, -40, 300, 90C61-40/NO END, 103-25	1	
5	1014023	ELBOW, 90, MOFS-16/MORB-16	1	
6	1027741	HOSE, -16, 300, FOFS-16SW/90FOFS-16SW, 111.75	1	
7	1010092	ADAPTER, MOFS-16/MORB-12	1	
8	1020223	CLAMP, C62-20, KIT	1	
9	1027747	HOSE, -20, 5000, FOFS-20SW/90C62-20, 269.75	1	
10	1013997	ELBOW, 90, MOFS-4/MORB-4	1	
11	1014642	ELBOW, 90, HBRB-40/C61-40	1	
12	1016207	ELBOW, 45, MOFS-20/MORB-20	2	
13	1027742	HOSE, -20, 300, FOFS-20SW/NO END, 91.25	1	
14	1027744	HOSE, -20, 300, FOFS-20SW/NO END, 83	1	
15	1027748	HOSE, -4, 5000, FOFS-4SW/FOFS-4SW, 262.50	1	
16	1014028	ELBOW, 90, MOFS-20/MORB-24	1	
17	1013998	ELBOW, 90, MOFS-4/MORB-6	1	
18	1027745	HOSE, -12, 4000 PSI, FOFS-12SW/FOFS-12SW/ 196.25	1	
19	1027746	HOSE, -12, 4000, FOFS-12SW/FOFS-12SW/ 209.75	1	
20	1014020	ELBOW, 90, MOFS-12/MORB-16	3	
21	1014018	ELBOW, 90, MOFS-12/MORB-12, L	1	

WHEN ORDERING PARTS, SPECIFY MODEL NUMBER, SERIAL NUMBER AND DESCRIPTION OF PARTS REQUIRED

## HOSE VARIANT, ALLISON TRANSMISSION

---



WHEN ORDERING PARTS, SPECIFY MODEL NUMBER, SERIAL NUMBER AND DESCRIPTION OF PARTS REQUIRED

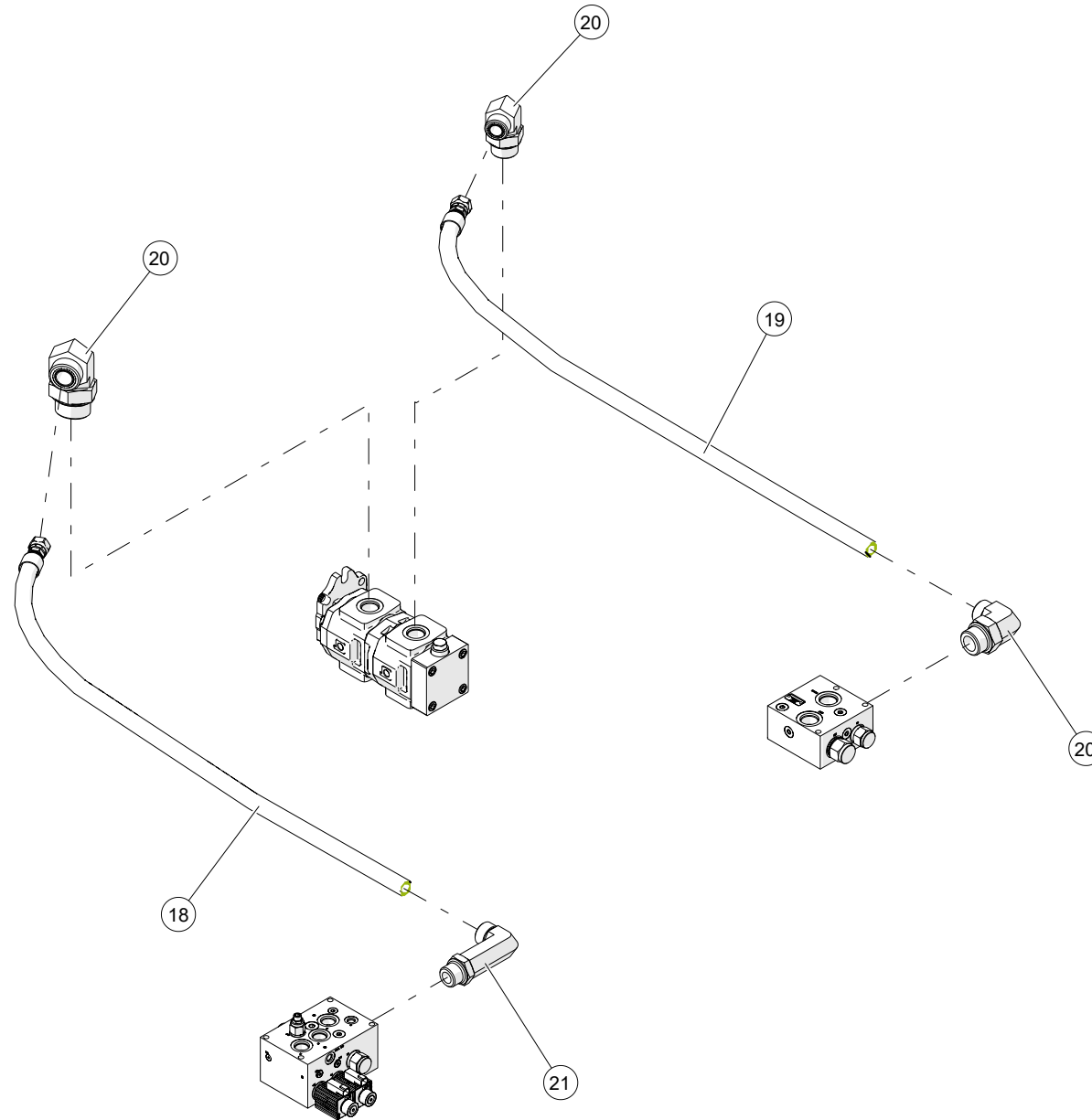
## HOSE VARIANT, ALLISON TRANSMISSION

ITEM	PART NUMBER	DESCRIPTION	QUANTITY	NOTES
	<b>1027224</b>	<b>HOSE VARIANT, ALLISON TRANSMISSION</b>		
1	1020225	CLAMP, C61-24, KIT	2	
2	1014641	ELBOW, 90, HBRB-20/C61-24	2	
3	1020228	CLAMP, C61-40, KIT	2	
4	1027743	HOSE, -40, 300, 90C61-40/NO END, 103-25	1	
5	1014023	ELBOW, 90, MOFS-16/MORB-16	1	
6	1027741	HOSE, -16, 300, FOFS-16SW/90FOFS-16SW, 111.75	1	
7	1010092	ADAPTER, MOFS-16/MORB-12	1	
8	1020223	CLAMP, C62-20, KIT	1	
9	1027747	HOSE, -20, 5000, FOFS-20SW/90C62-20, 269.75	1	
10	1013997	ELBOW, 90, MOFS-4/MORB-4	1	
11	1014642	ELBOW, 90, HBRB-40/C61-40	1	
12	1016207	ELBOW, 45, MOFS-20/MORB-20	2	
13	1027742	HOSE, -20, 300, FOFS-20SW/NO END, 91.25	1	
14	1027744	HOSE, -20, 300, FOFS-20SW/NO END, 83	1	
15	1027748	HOSE, -4, 5000, FOFS-4SW/FOFS-4SW, 262.50	1	
16	1014028	ELBOW, 90, MOFS-20/MORB-24	1	
17	1013998	ELBOW, 90, MOFS-4/MORB-6	1	
18	1027745	HOSE, -12, 4000 PSI, FOFS-12SW/FOFS-12SW/ 196.25	1	
19	1027746	HOSE, -12, 4000, FOFS-12SW/FOFS-12SW/ 209.75	1	
20	1014020	ELBOW, 90, MOFS-12/MORB-16	3	
21	1014018	ELBOW, 90, MOFS-12/MORB-12, L	1	

WHEN ORDERING PARTS, SPECIFY MODEL NUMBER, SERIAL NUMBER AND DESCRIPTION OF PARTS REQUIRED



## HOSE VARIANT, ALLISON TRANSMISSION

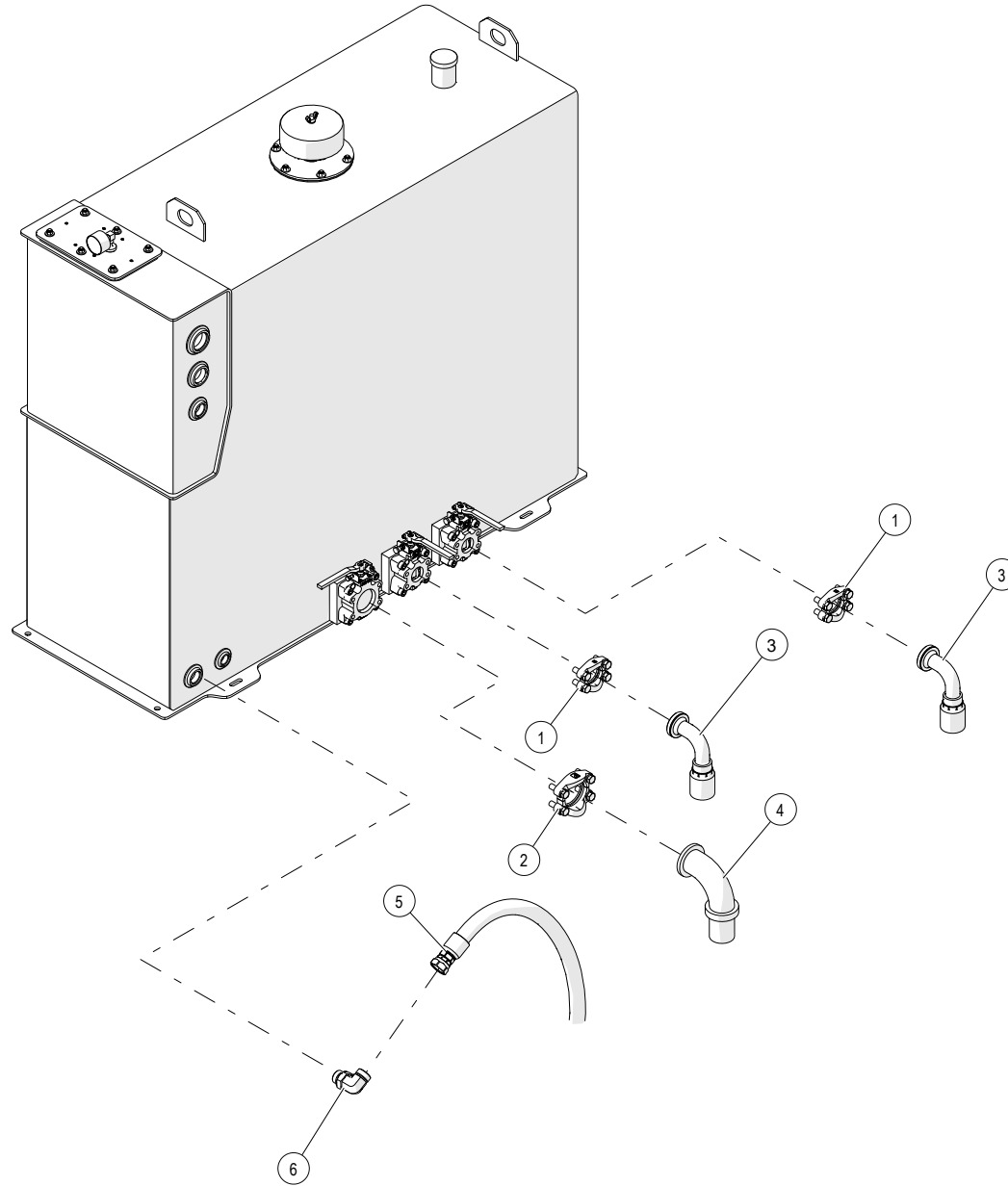


WHEN ORDERING PARTS, SPECIFY MODEL NUMBER, SERIAL NUMBER AND DESCRIPTION OF PARTS REQUIRED

## HOSE VARIANT, ALLISON TRANSMISSION

ITEM	PART NUMBER	DESCRIPTION	QUANTITY	NOTES
	<b>1027224</b>	<b>HOSE VARIANT, ALLISON TRANSMISSION</b>		
1	1020225	CLAMP, C61-24, KIT	2	
2	1014641	ELBOW, 90, HBRB-20/C61-24	2	
3	1020228	CLAMP, C61-40, KIT	2	
4	1027743	HOSE, -40, 300, 90C61-40/NO END, 103-25	1	
5	1014023	ELBOW, 90, MOFS-16/MORB-16	1	
6	1027741	HOSE, -16, 300, FOFS-16SW/90FOFS-16SW, 111.75	1	
7	1010092	ADAPTER, MOFS-16/MORB-12	1	
8	1020223	CLAMP, C62-20, KIT	1	
9	1027747	HOSE, -20, 5000, FOFS-20SW/90C62-20, 269.75	1	
10	1013997	ELBOW, 90, MOFS-4/MORB-4	1	
11	1014642	ELBOW, 90, HBRB-40/C61-40	1	
12	1016207	ELBOW, 45, MOFS-20/MORB-20	2	
13	1027742	HOSE, -20, 300, FOFS-20SW/NO END, 91.25	1	
14	1027744	HOSE, -20, 300, FOFS-20SW/NO END, 83	1	
15	1027748	HOSE, -4, 5000, FOFS-4SW/FOFS-4SW, 262.50	1	
16	1014028	ELBOW, 90, MOFS-20/MORB-24	1	
17	1013998	ELBOW, 90, MOFS-4/MORB-6	1	
18	1027745	HOSE, -12, 4000 PSI, FOFS-12SW/FOFS-12SW/ 196.25	1	
19	1027746	HOSE, -12, 4000, FOFS-12SW/FOFS-12SW/ 209.75	1	
20	1014020	ELBOW, 90, MOFS-12/MORB-16	3	
21	1014018	ELBOW, 90, MOFS-12/MORB-12, L	1	

WHEN ORDERING PARTS, SPECIFY MODEL NUMBER, SERIAL NUMBER AND DESCRIPTION OF PARTS REQUIRED

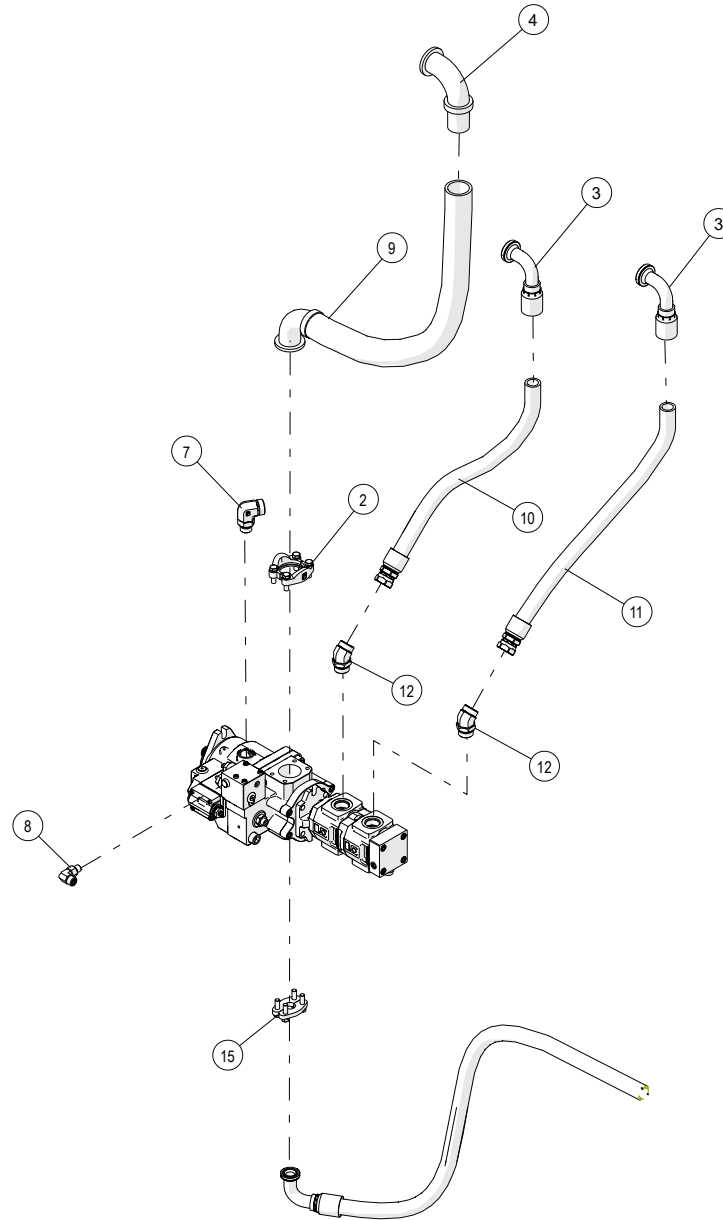


WHEN ORDERING PARTS, SPECIFY MODEL NUMBER, SERIAL NUMBER AND DESCRIPTION OF PARTS REQUIRED

## HOSE VARIANT, EATON TRANSMISSION

ITEM	PART NUMBER	DESCRIPTION	QUANTITY	NOTES
	<b>1027225</b>	<b>HOSE VARIANT, EATON TRANSMISSION</b>		
1	1020225	CLAMP, C61-24, KIT	2	
2	1020228	CLAMP, C61-40, KIT	2	
3	1014641	ELBOW, 90, HBRB-20/C61-24	2	
4	1014642	ELBOW, 90, HBRB-40/C61-40	1	
5	1027765	HOSE, -16, 300, FOFS-16SW/FOFS-16SW, 66.75	1	
6	1014023	ELBOW, 90, MOFS-16/MORB-16	1	
7	1014022	ELBOW, 90, MOFS-16/MORB-12	1	
8	1013997	ELBOW, 90, MOFS-4/MORB-4	1	
9	1027762	HOSE, -40, 300, 90 C61-40/NO END, 43.0	1	
10	1027763	HOSE, -20, 300, FOFS-20SW/NO END, 37.5	1	
11	1027764	HOSE, -20, 300, FOFS-20SW/NO END, 36.25	1	
12	1016207	ELBOW, 45, MOFS-20/MORB-20	2	
13	1014020	ELBOW, 90, MOFS-12/MORB-16	3	
14	1027766	HOSE, -20, 5000, 90FOFS-20SW/FOFS-20SW, 233.5	1	
15	1020223	CLAMP, C62-20, KIT	1	
16	1014028	ELBOW, 90, MOFS-20/MORB-24	1	
17	1013998	ELBOW, 90, MOFS-4/MORB-6	1	
18	1027767	HOSE, -4, 5000, FOFS-4SW/FOFS-4SW, 230.25	1	
19	1027769	HOSE, -12, 4000, FOFS-12SW/FOFS-12SW, 168.75	1	
20	1027768	HOSE, -12, 4000, FOFS-12SW/FOFS-12SW, 148.25	1	
21	1014018	ELBOW, 90, MOFS-12/MORB-12, L	1	
22*	1034512	1.75" T-BOLT CLAMP	1	
<b>NOTE:</b>		* NOT SHOW IN THE ILLUSTRATION		

WHEN ORDERING PARTS, SPECIFY MODEL NUMBER, SERIAL NUMBER AND DESCRIPTION OF PARTS REQUIRED

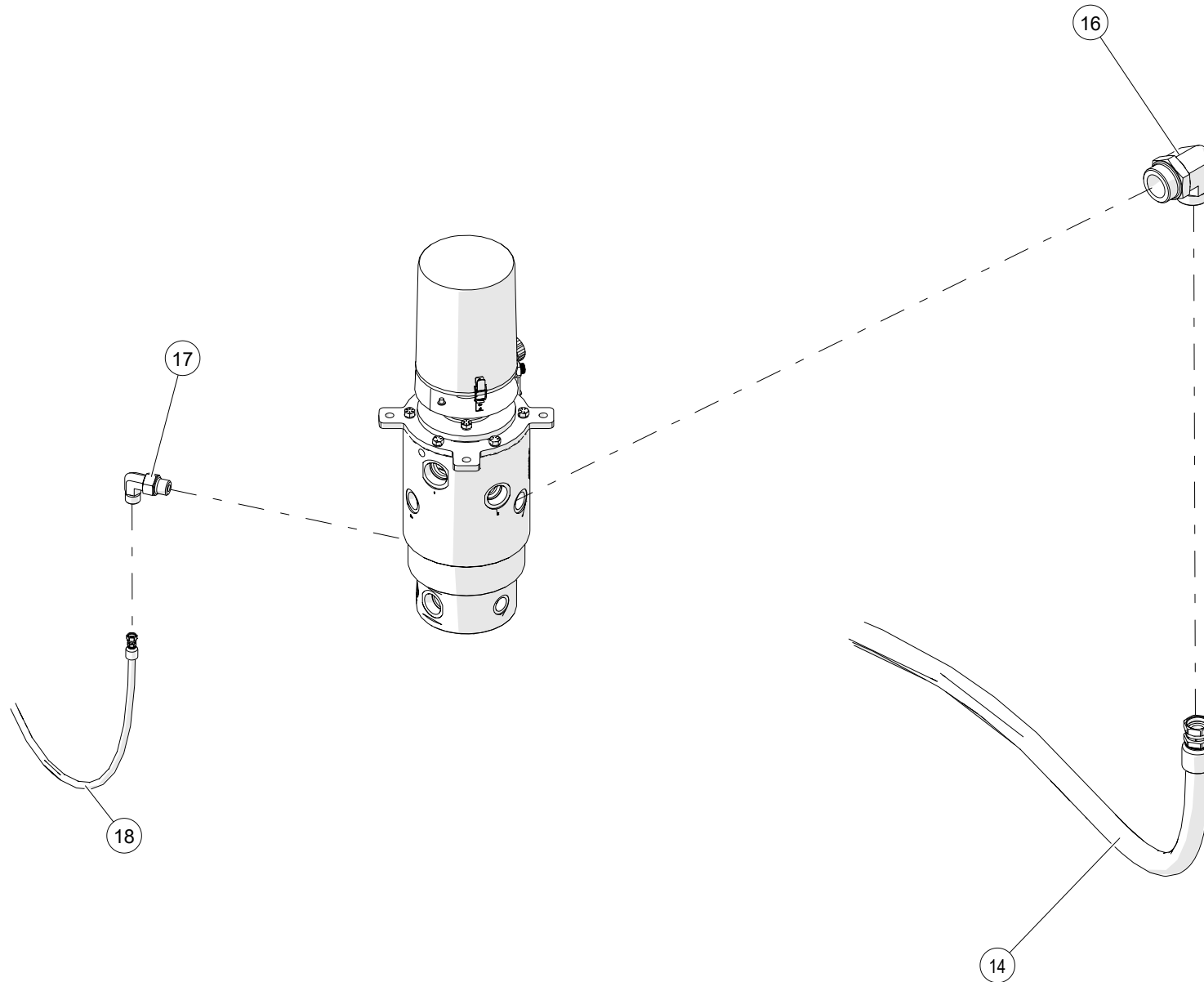


WHEN ORDERING PARTS, SPECIFY MODEL NUMBER, SERIAL NUMBER AND DESCRIPTION OF PARTS REQUIRED

## HOSE VARIANT, EATON TRANSMISSION

ITEM	PART NUMBER	DESCRIPTION	QUANTITY	NOTES
	<b>1027225</b>	<b>HOSE VARIANT, EATON TRANSMISSION</b>		
1	1020225	CLAMP, C61-24, KIT	2	
2	1020228	CLAMP, C61-40, KIT	2	
3	1014641	ELBOW, 90, HBRB-20/C61-24	2	
4	1014642	ELBOW, 90, HBRB-40/C61-40	1	
5	1027765	HOSE, -16, 300, FOFS-16SW/FOFS-16SW, 66.75	1	
6	1014023	ELBOW, 90, MOFS-16/MORB-16	1	
7	1014022	ELBOW, 90, MOFS-16/MORB-12	1	
8	1013997	ELBOW, 90, MOFS-4/MORB-4	1	
9	1027762	HOSE, -40, 300, 90 C61-40/NO END, 43.0	1	
10	1027763	HOSE, -20, 300, FOFS-20SW/NO END, 37.5	1	
11	1027764	HOSE, -20, 300, FOFS-20SW/NO END, 36.25	1	
12	1016207	ELBOW, 45, MOFS-20/MORB-20	2	
13	1014020	ELBOW, 90, MOFS-12/MORB-16	3	
14	1027766	HOSE, -20, 5000, 90FOFS-20SW/FOFS-20SW, 233.5	1	
15	1020223	CLAMP, C62-20, KIT	1	
16	1014028	ELBOW, 90, MOFS-20/MORB-24	1	
17	1013998	ELBOW, 90, MOFS-4/MORB-6	1	
18	1027767	HOSE, -4, 5000, FOFS-4SW/FOFS-4SW, 230.25	1	
19	1027769	HOSE, -12, 4000, FOFS-12SW/FOFS-12SW, 168.75	1	
20	1027768	HOSE, -12, 4000, FOFS-12SW/FOFS-12SW, 148.25	1	
21	1014018	ELBOW, 90, MOFS-12/MORB-12, L	1	
22*	1034512	1.75" T-BOLT CLAMP	1	
	<b>NOTE:</b>	* NOT SHOW IN THE ILLUSTRATION		

WHEN ORDERING PARTS, SPECIFY MODEL NUMBER, SERIAL NUMBER AND DESCRIPTION OF PARTS REQUIRED



WHEN ORDERING PARTS, SPECIFY MODEL NUMBER, SERIAL NUMBER AND DESCRIPTION OF PARTS REQUIRED

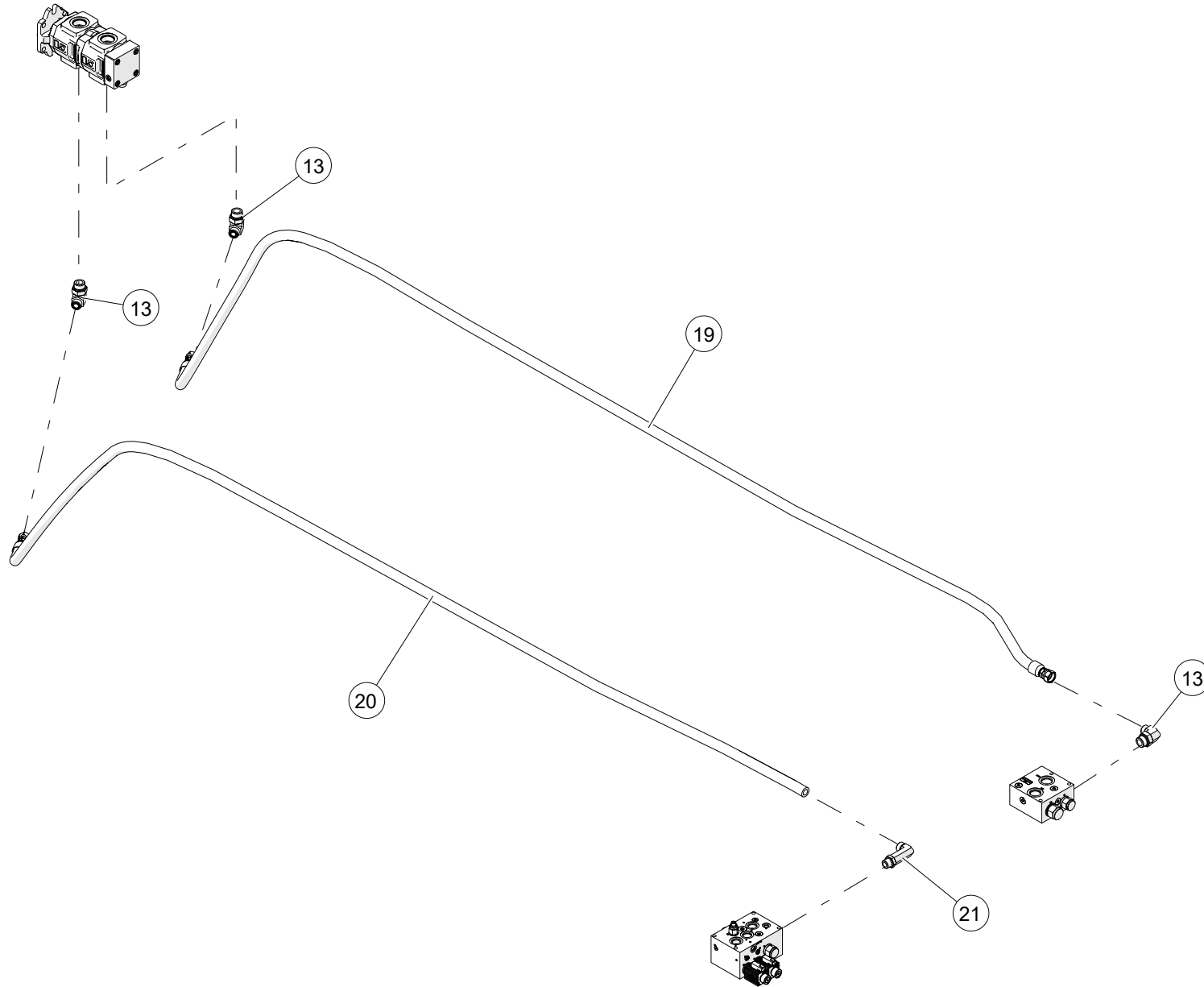
## HOSE VARIANT, EATON TRANSMISSION

ITEM	PART NUMBER	DESCRIPTION	QUANTITY	NOTES
	<b>1027225</b>	<b>HOSE VARIANT, EATON TRANSMISSION</b>		
1	1020225	CLAMP, C61-24, KIT	2	
2	1020228	CLAMP, C61-40, KIT	2	
3	1014641	ELBOW, 90, HBRB-20/C61-24	2	
4	1014642	ELBOW, 90, HBRB-40/C61-40	1	
5	1027765	HOSE, -16, 300, FOFS-16SW/FOFS-16SW, 66.75	1	
6	1014023	ELBOW, 90, MOFS-16/MORB-16	1	
7	1014022	ELBOW, 90, MOFS-16/MORB-12	1	
8	1013997	ELBOW, 90, MOFS-4/MORB-4	1	
9	1027762	HOSE, -40, 300, 90 C61-40/NO END, 43.0	1	
10	1027763	HOSE, -20, 300, FOFS-20SW/NO END, 37.5	1	
11	1027764	HOSE, -20, 300, FOFS-20SW/NO END, 36.25	1	
12	1016207	ELBOW, 45, MOFS-20/MORB-20	2	
13	1014020	ELBOW, 90, MOFS-12/MORB-16	3	
14	1027766	HOSE, -20, 5000, 90FOFS-20SW/FOFS-20SW, 233.5	1	
15	1020223	CLAMP, C62-20, KIT	1	
16	1014028	ELBOW, 90, MOFS-20/MORB-24	1	
17	1013998	ELBOW, 90, MOFS-4/MORB-6	1	
18	1027767	HOSE, -4, 5000, FOFS-4SW/FOFS-4SW, 230.25	1	
19	1027769	HOSE, -12, 4000, FOFS-12SW/FOFS-12SW, 168.75	1	
20	1027768	HOSE, -12, 4000, FOFS-12SW/FOFS-12SW, 148.25	1	
21	1014018	ELBOW, 90, MOFS-12/MORB-12, L	1	
22*	1034512	1.75" T-BOLT CLAMP	1	
<b>NOTE:</b>		* NOT SHOW IN THE ILLUSTRATION		

WHEN ORDERING PARTS, SPECIFY MODEL NUMBER, SERIAL NUMBER AND DESCRIPTION OF PARTS REQUIRED



# HOSE VARIANT, EATON TRANSMISSION



WHEN ORDERING PARTS, SPECIFY MODEL NUMBER, SERIAL NUMBER AND DESCRIPTION OF PARTS REQUIRED

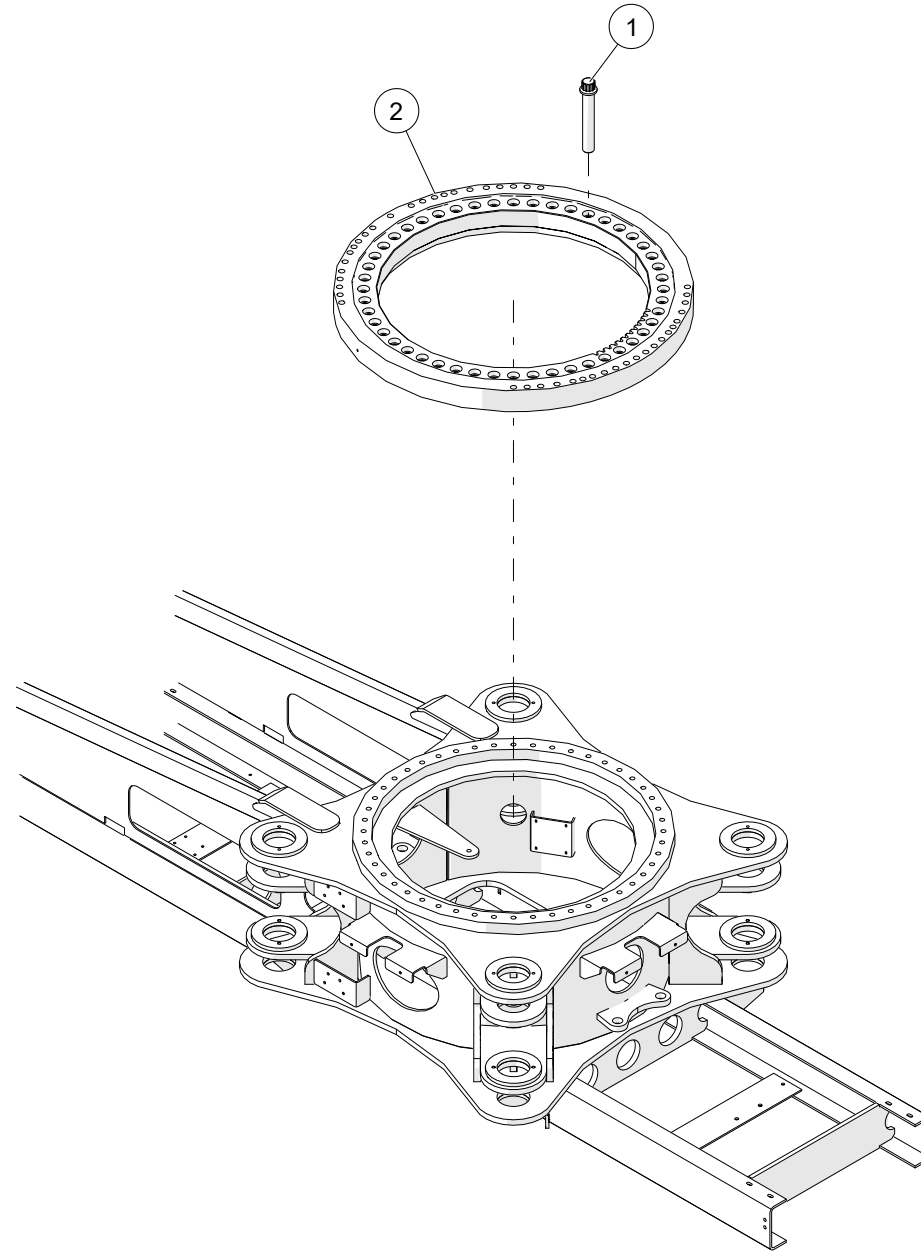
## HOSE VARIANT, EATON TRANSMISSION

ITEM	PART NUMBER	DESCRIPTION	QUANTITY	NOTES
	<b>1027225</b>	<b>HOSE VARIANT, EATON TRANSMISSION</b>		
1	1020225	CLAMP, C61-24, KIT	2	
2	1020228	CLAMP, C61-40, KIT	2	
3	1014641	ELBOW, 90, HBRB-20/C61-24	2	
4	1014642	ELBOW, 90, HBRB-40/C61-40	1	
5	1027765	HOSE, -16, 300, FOFS-16SW/FOFS-16SW, 66.75	1	
6	1014023	ELBOW, 90, MOFS-16/MORB-16	1	
7	1014022	ELBOW, 90, MOFS-16/MORB-12	1	
8	1013997	ELBOW, 90, MOFS-4/MORB-4	1	
9	1027762	HOSE, -40, 300, 90 C61-40/NO END, 43.0	1	
10	1027763	HOSE, -20, 300, FOFS-20SW/NO END, 37.5	1	
11	1027764	HOSE, -20, 300, FOFS-20SW/NO END, 36.25	1	
12	1016207	ELBOW, 45, MOFS-20/MORB-20	2	
13	1014020	ELBOW, 90, MOFS-12/MORB-16	3	
14	1027766	HOSE, -20, 5000, 90FOFS-20SW/FOFS-20SW, 233.5	1	
15	1020223	CLAMP, C62-20, KIT	1	
16	1014028	ELBOW, 90, MOFS-20/MORB-24	1	
17	1013998	ELBOW, 90, MOFS-4/MORB-6	1	
18	1027767	HOSE, -4, 5000, FOFS-4SW/FOFS-4SW, 230.25	1	
19	1027769	HOSE, -12, 4000, FOFS-12SW/FOFS-12SW, 168.75	1	
20	1027768	HOSE, -12, 4000, FOFS-12SW/FOFS-12SW, 148.25	1	
21	1014018	ELBOW, 90, MOFS-12/MORB-12, L	1	
22*	1034512	1.75" T-BOLT CLAMP	1	
<b>NOTE:</b>		* NOT SHOW IN THE ILLUSTRATION		

WHEN ORDERING PARTS, SPECIFY MODEL NUMBER, SERIAL NUMBER AND DESCRIPTION OF PARTS REQUIRED

## BEARING INSTALLATION

---



WHEN ORDERING PARTS, SPECIFY MODEL NUMBER, SERIAL NUMBER AND DESCRIPTION OF PARTS REQUIRED

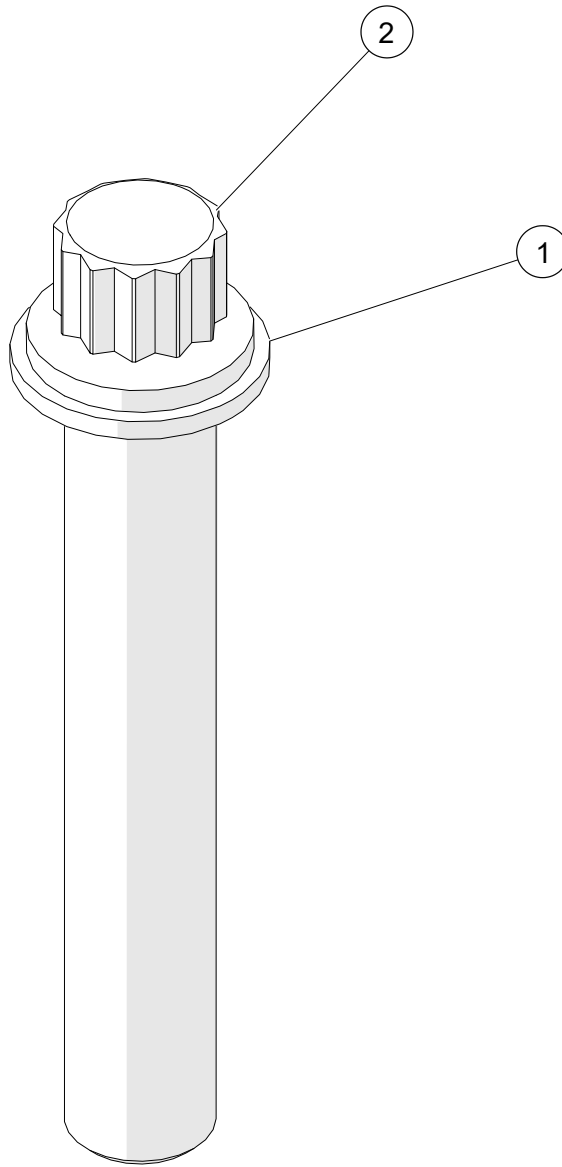
## BEARING INSTALLATION

---

ITEM	PART NUMBER	DESCRIPTION	QUANTITY	NOTES
	<b>T108155</b>	<b>BEARING INSTALLATION</b>		
1	<b>T146843</b>	KIT, SWING BEARING ASSEMBLY	1	SEE PAGE 317
2	T151340	BEARING, SWING	1	

WHEN ORDERING PARTS, SPECIFY MODEL NUMBER, SERIAL NUMBER AND DESCRIPTION OF PARTS REQUIRED

---



WHEN ORDERING PARTS, SPECIFY MODEL NUMBER, SERIAL NUMBER AND DESCRIPTION OF PARTS REQUIRED

## KIT, SWING BEARING ASSEMBLY

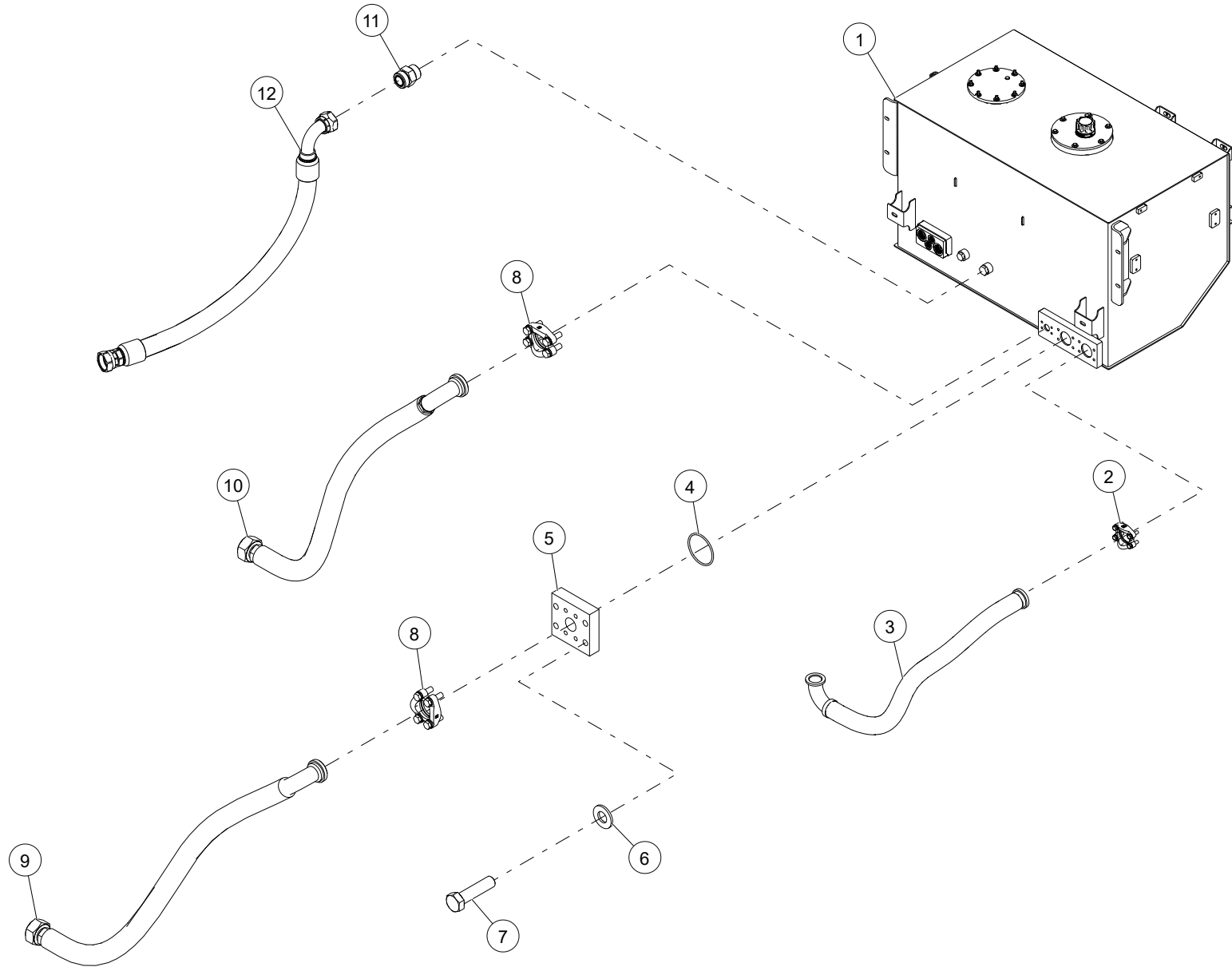
---

ITEM	PART NUMBER	DESCRIPTION	QUANTITY	NOTES
	<b>T146843</b>	<b>KIT, SWING BEARING ASSEMBLY</b>		
1	1209-61	WASHER, HRD, 0.875 Z	48	
2	FHCS-C875E509R0	FERRY HEAD CAP SCREW, 7/8-9 X 5 1/2 LEN, NF	48	

WHEN ORDERING PARTS, SPECIFY MODEL NUMBER, SERIAL NUMBER AND DESCRIPTION OF PARTS REQUIRED

---

## 45-150 BACKWARDS TANK OPTION



WHEN ORDERING PARTS, SPECIFY MODEL NUMBER, SERIAL NUMBER AND DESCRIPTION OF PARTS REQUIRED

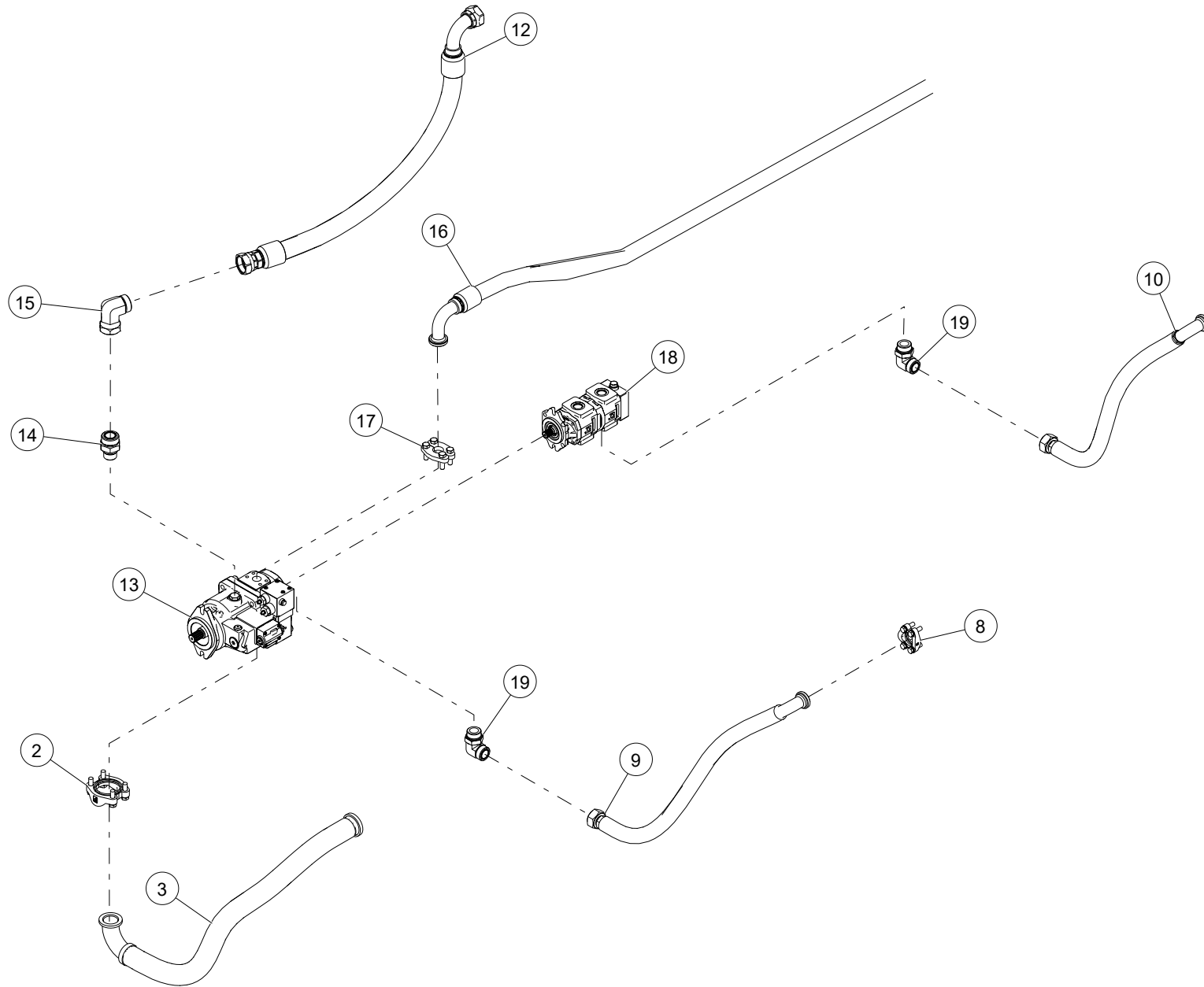
## 45-150 BACKWARDS TANK OPTION

ITEM	PART NUMBER	DESCRIPTION	QUANTITY	NOTES
	<b>1043635</b>	<b>45-150 BACKWARDS TANK OPTION</b>		
1	T130916	HYDRAULIC TANK ASSY	1	
2	1020228	CLAMP, C61-40, KIT	2	
3	1041535	HOSE, -40, LOW, 90C61-40/C61-40, 58.5	1	
4	1043773	O-RING, 2-3/4 ID X 3.00 OD	1	
5	1043770	TRANSITION PLATE, C61-40/C61-20	1	
6	WSH1-X5000008Z0	WASHER, 1/2, GR8, ZN	4	
7	HHCS-C500B008Z1	HEX HEAD CAP SCREW, 1/2-13 X 2 LEN, GR8, ZN, FULL THREAD	4	
8	1020224	CLAMP, C61-20, KIT	2	
9	1043775	HOSE, -20, LOW, 90FOFS-20SW/FOFS-20SW, 37.25	1	
10	1043774	HOSE, -20, LOW, 90FOFS-20SW/FOFS-20SW, 29.0	1	
11	1010094	ADAPTER, MOFS-16/MORB-16	1	
12	1041534	HOSE, -16, LOW, 90FOFS-16SW/FOFS-16SW, 31.75	1	

WHEN ORDERING PARTS, SPECIFY MODEL NUMBER, SERIAL NUMBER AND DESCRIPTION OF PARTS REQUIRED



## 45-150 BACKWARDS TANK OPTION



WHEN ORDERING PARTS, SPECIFY MODEL NUMBER, SERIAL NUMBER AND DESCRIPTION OF PARTS REQUIRED

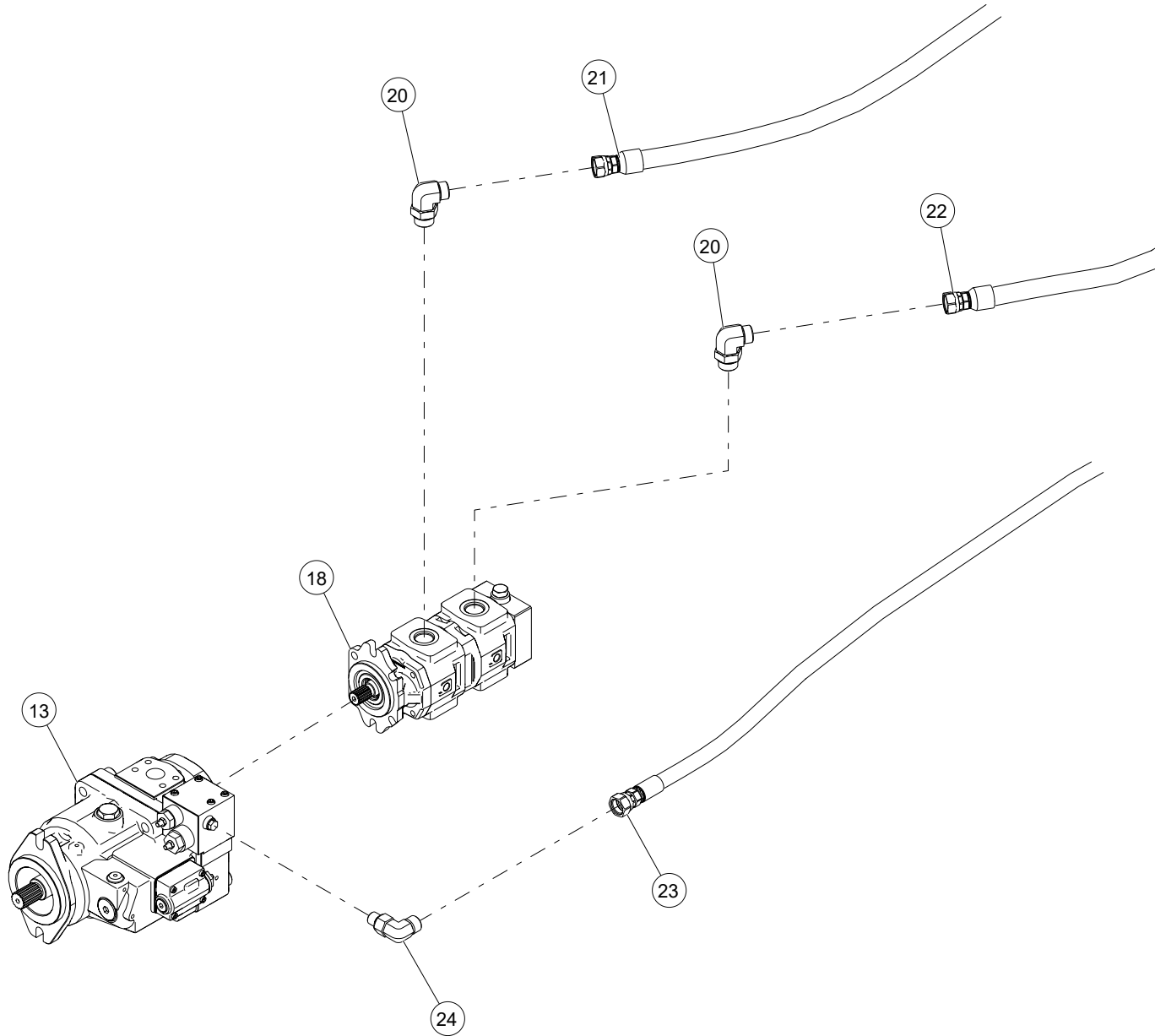
## 45-150 BACKWARDS TANK OPTION

---

ITEM	PART NUMBER	DESCRIPTION	QUANTITY	NOTES
	<b>1043635</b>	<b>45-150 BACKWARDS TANK OPTION</b>		
13	1008303	PUMP, PISTON 140 CC, CW	1	
14	1010092	ADAPTER, MOFS-16/MORB-12	1	
15	1041072	ELBOW, 90, MOFS-16/FOFS-16SW	1	
16	1041537	HOSE, -20, 4000, 90FOFS-20SW/FOFS-20SW, 205.5	1	
17	1020223	CLAMP, C62-20, KIT	1	
18	1008267	DOUBLE PUMP CW	1	
19	1014026	ELBOW, 90, MOFS-20/MORB-20	2	

WHEN ORDERING PARTS, SPECIFY MODEL NUMBER, SERIAL NUMBER AND DESCRIPTION OF PARTS REQUIRED

---



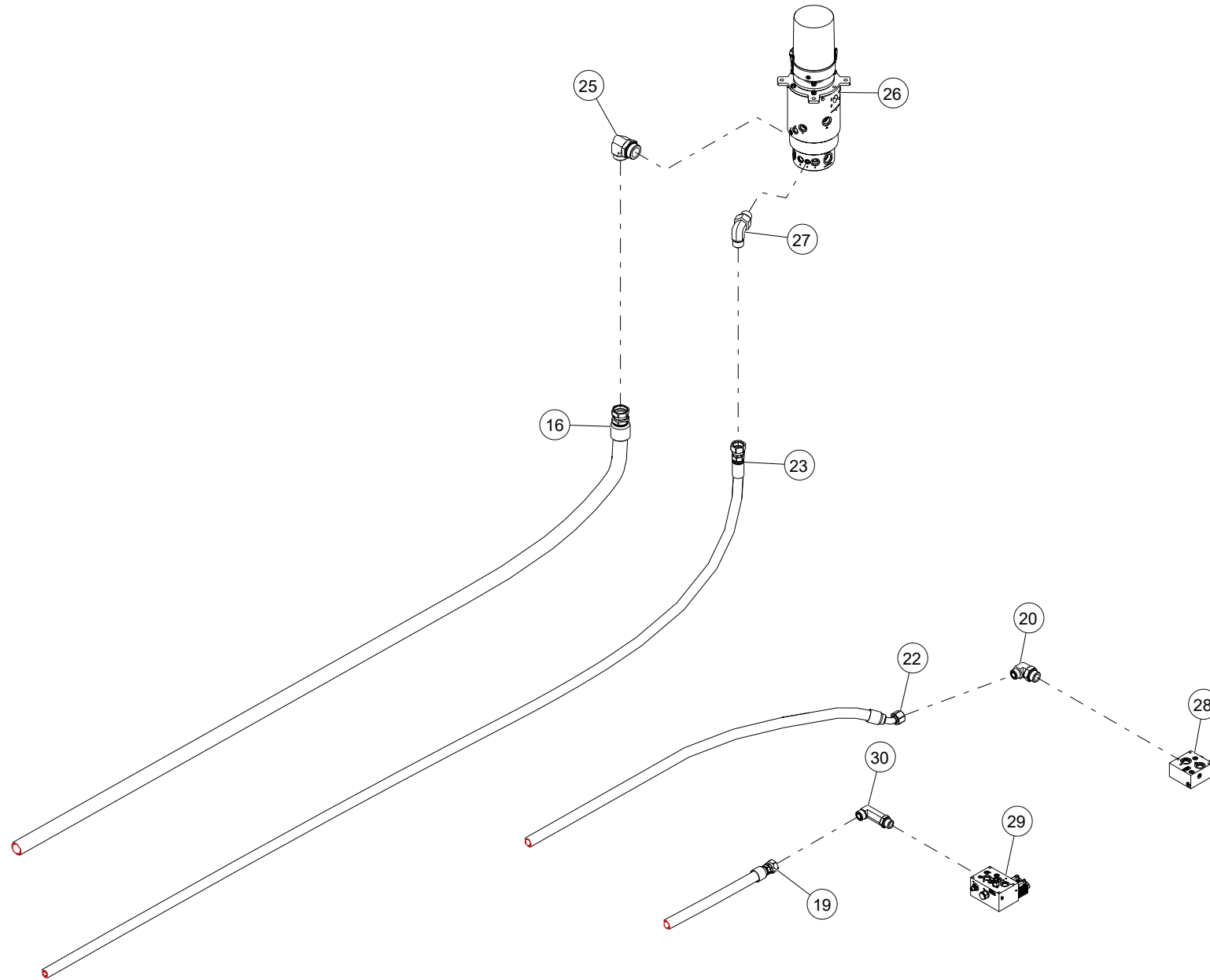
WHEN ORDERING PARTS, SPECIFY MODEL NUMBER, SERIAL NUMBER AND DESCRIPTION OF PARTS REQUIRED

## 45-150 BACKWARDS TANK OPTION

ITEM	PART NUMBER	DESCRIPTION	QUANTITY	NOTES
	<b>1043635</b>	<b>45-150 BACKWARDS TANK OPTION</b>		
20	1014020	ELBOW, 90, MOFS-12/MORB-16	2	
21	1041539	HOSE, -12, 4000, FOFS-12SW/FOFS-12SW, 121.25	1	
22	1041538	HOSE, -12, 4000, 45FOFS-12SW/FOFS-12SW, 144.75	1	
23	1041536	HOSE, -4, 4000, FOFS-4SW/FOFS-4SW, 206.5	1	
24	1013997	ELBOW, 90, MOFS-4/MORB-4	1	

WHEN ORDERING PARTS, SPECIFY MODEL NUMBER, SERIAL NUMBER AND DESCRIPTION OF PARTS REQUIRED

## 45-150 BACKWARDS TANK OPTION



WHEN ORDERING PARTS, SPECIFY MODEL NUMBER, SERIAL NUMBER AND DESCRIPTION OF PARTS REQUIRED

## 45-150 BACKWARDS TANK OPTION

ITEM	PART NUMBER	DESCRIPTION	QUANTITY	NOTES
	<b>1043635</b>	<b>45-150 BACKWARDS TANK OPTION</b>		
25	1014028	ELBOW, 90, MOFS-20/MORB-24	1	
26	1007219	HYDRAULIC SWIVEL	1	
27	1013998	ELBOW, 90, MOFS-4/MORB-6	1	
28	1007213	VALVE, OUTRIGGER EXTEND	1	
29	1008283	VALVE, DIVERTER	1	
30	1014018	ELBOW, 90, MOFS-12/MORB-12, L	1	
31	1041607	GUSSET, FRAME REINF	2	

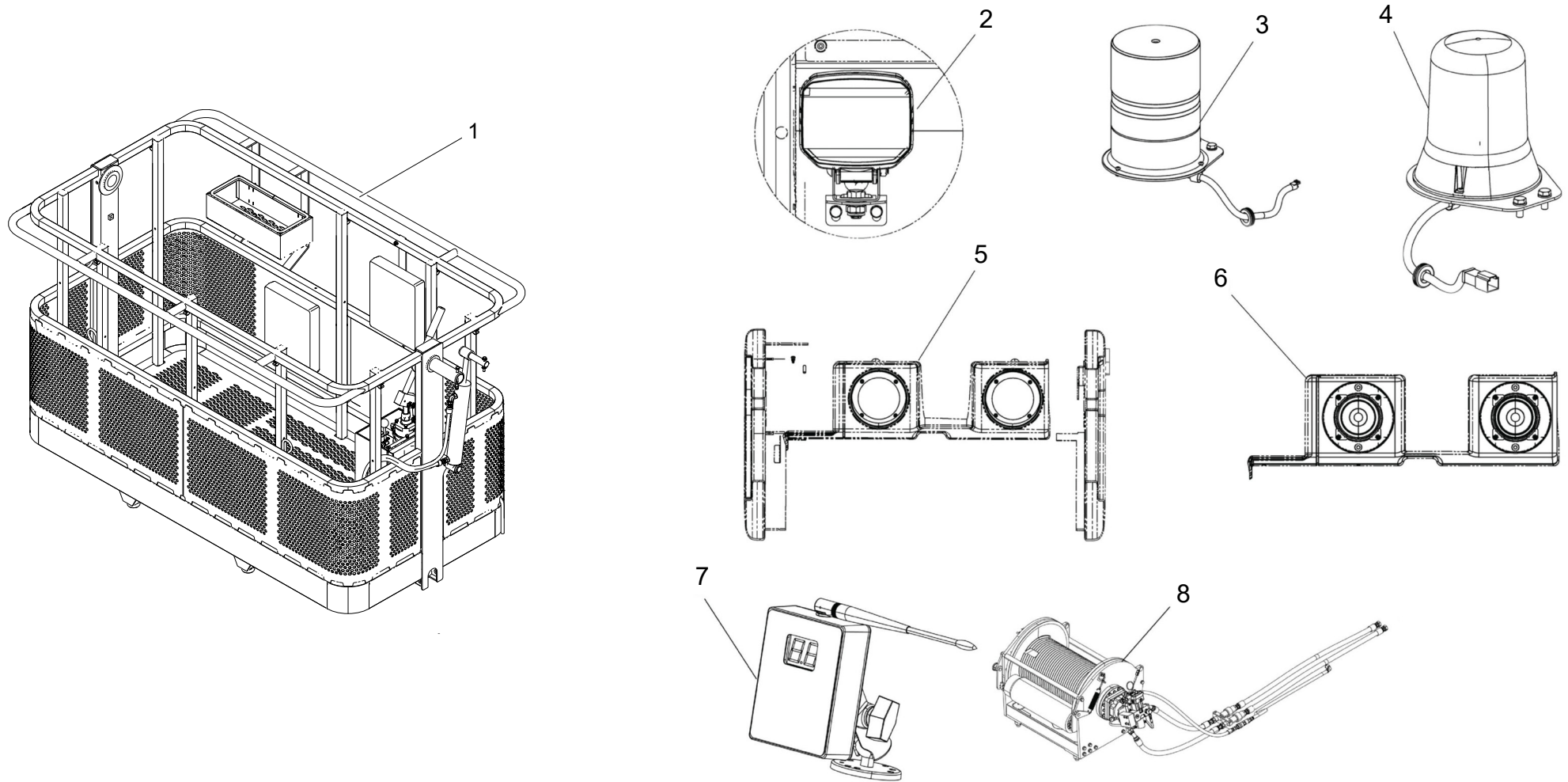
WHEN ORDERING PARTS, SPECIFY MODEL NUMBER, SERIAL NUMBER AND DESCRIPTION OF PARTS REQUIRED

**CHAPTER NO. 3**  
**OPTIONAL EQUIPMENT**

**PAGE INTENTIONALLY LEFT BLANK**



# OPTIONAL EQUIPMENT



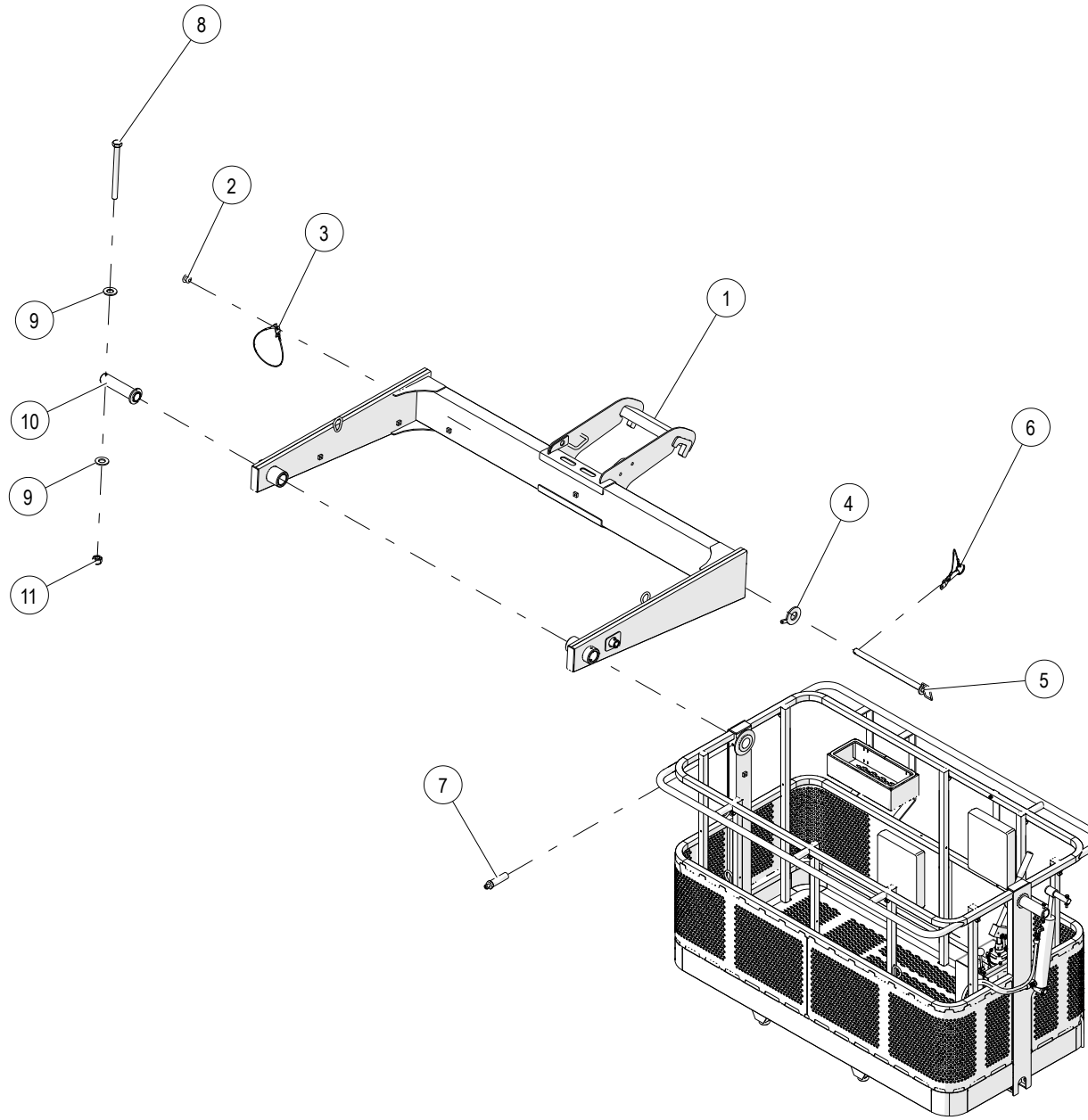
WHEN ORDERING PARTS, SPECIFY MODEL NUMBER, SERIAL NUMBER AND DESCRIPTION OF PARTS REQUIRED

## OPTIONAL EQUIPMENT

ITEM	PART NUMBER	DESCRIPTION	QUANTITY	NOTES
	<b>45-150-OPT-EQUIP</b>	<b>OPTIONAL EQUIPMENT</b>		
1	1032884	2-MAN STEEL PLATFORM ASSEMBLY	1	SEE PAGE 331
2	1035133	WORK LIGHT INSTALLATION	1	SEE PAGE 337
3	T124067	STROBE LIGHT INSTALLATION	1	SEE PAGE 339
4	T134670	REVOLVING AMBER LIGHT INSTALLATION	1	SEE PAGE 341
5	T127309	NO RADIO OPTION	1	SEE PAGE 343
6	1027226	RADIO OPTION	1	SEE PAGE 345
7	T103540	ASSEMBLY, WIND SPEED INDICATOR	1	SEE PAGE 347
8	1032740**	45-150 AUX WINCH OPTIONS	1	SEE PAGE 349
9*	1027252**	KIT, BOOM DOLLY PREP	1	SEE PAGE 355
10*	1008824**	COLD WEATHER OPTIONS	1	SEE PAGE 363
11*	1025701**	45-150 WIRELESS CONTROL OPTIONS	1	SEE PAGE 369
	<b>NOTE:</b>	*NOT SHOWN IN THE ILLUSTRATION **NOT SERVICEABLE AT THIS LEVEL		

WHEN ORDERING PARTS, SPECIFY MODEL NUMBER, SERIAL NUMBER AND DESCRIPTION OF PARTS REQUIRED

## 2-MAN STEEL PLATFORM ASSEMBLY



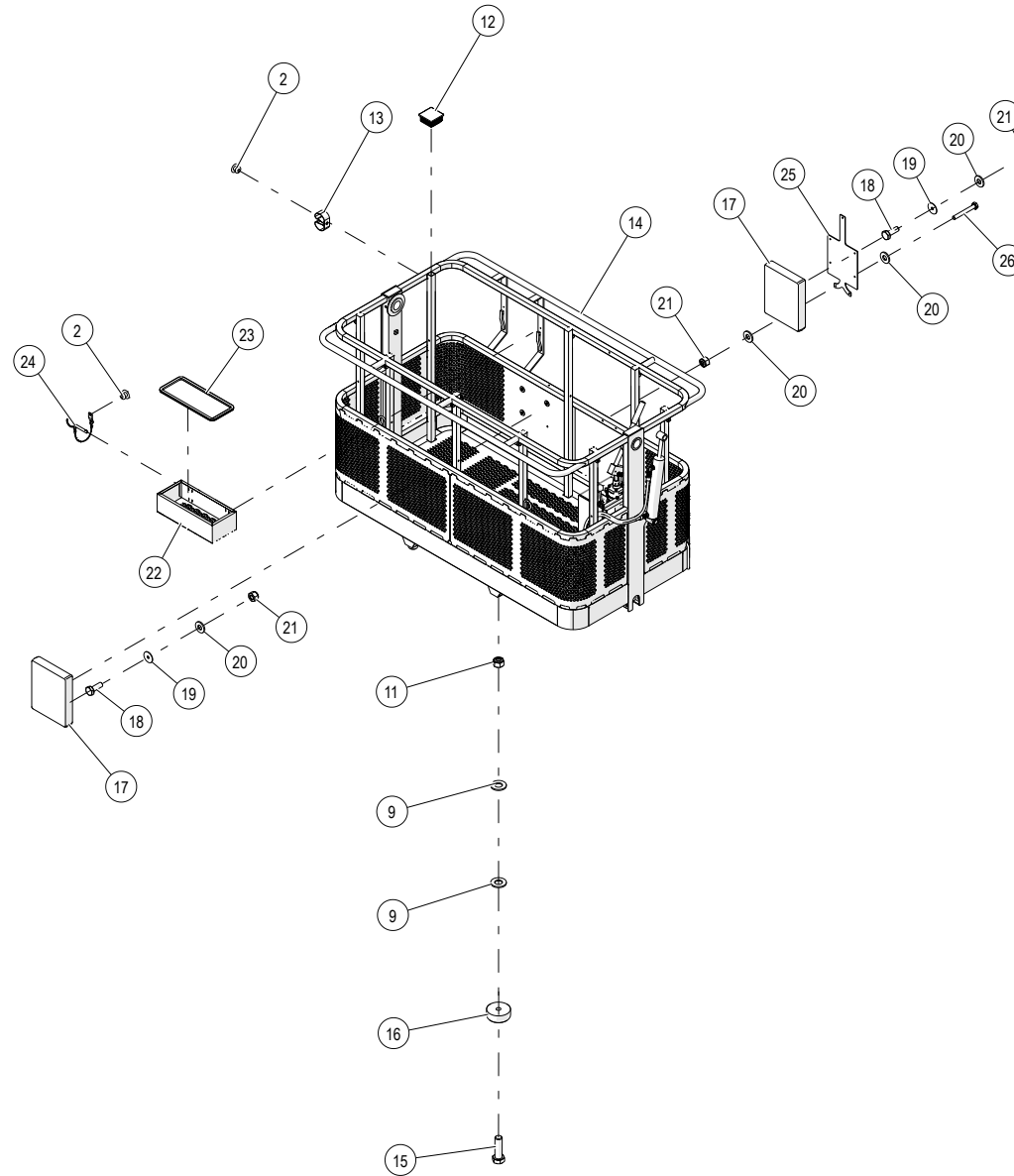
WHEN ORDERING PARTS, SPECIFY MODEL NUMBER, SERIAL NUMBER AND DESCRIPTION OF PARTS REQUIRED

## 2-MAN STEEL PLATFORM ASSEMBLY

ITEM	PART NUMBER	DESCRIPTION	QUANTITY	NOTES
	<b>1032884</b>	<b>2-MAN STEEL PLATFORM ASSEMBLY</b>		
1	1032892	YOKE WELDMENT	1	
2	1033209	BLIND RIVET, 3/16" X 0.032-0.375	14	
3	1033283	LANYARD EYE-TO-TAB, 1/16" ROPE X 6" LONG	1	
4	1032887	YOKE MOUNT PIN, RETAINING WASHER	1	
5	1032888	YOKE MOUNT PIN WELDMENT	1	
6	1033284	RING-GRIP QUICK-RELEASE PIN, 3/8" X 1-1/8" WITH 6" LANYARD	1	
7	1033211	GREASE FITTING, 1/8"-27, 1-3/4"L	2	
8	HHCS-C313C758R1	HEX HEAD CAP SCREW, 5/16-18 X 3 3/4 LEN, GR8, NF, FULL THREAD	2	
9	WSH2-X3750008Z0	SAE WASHER, #10, GR8, ZN	2	
10	1032957	BASKET PRIMARY PIN WELDMENT	1	
11	NUT3-C3130008Z0	NYLON LOCK NUT, 5/16-18, GR8, ZN	4	

WHEN ORDERING PARTS, SPECIFY MODEL NUMBER, SERIAL NUMBER AND DESCRIPTION OF PARTS REQUIRED

## 2-MAN STEEL PLATFORM ASSEMBLY



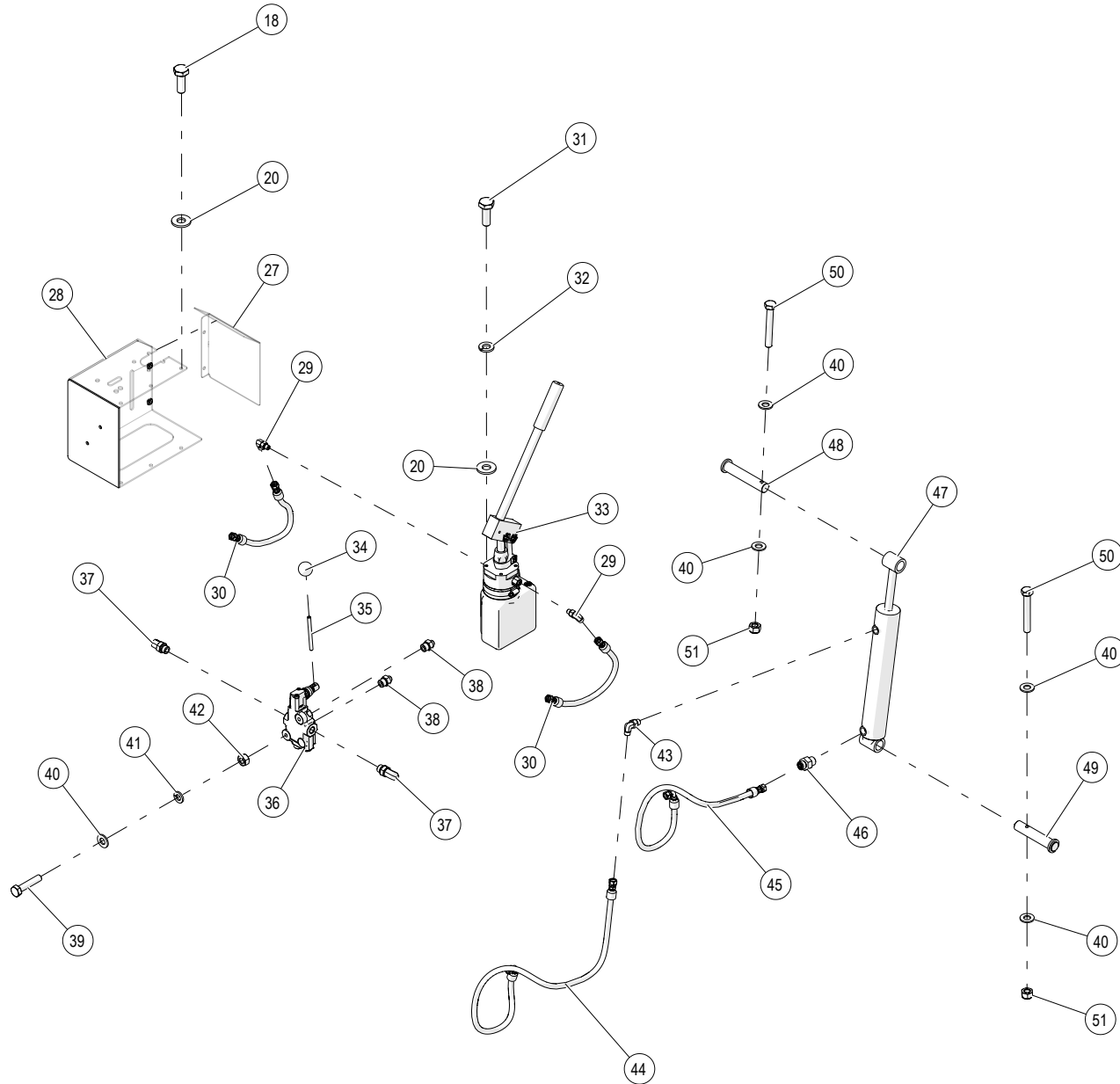
WHEN ORDERING PARTS, SPECIFY MODEL NUMBER, SERIAL NUMBER AND DESCRIPTION OF PARTS REQUIRED

## 2-MAN STEEL PLATFORM ASSEMBLY

ITEM	PART NUMBER	DESCRIPTION	QUANTITY	NOTES
	<b>1032884</b>	<b>2-MAN STEEL PLATFORM ASSEMBLY</b>		
12	1033287	SQ TUBE CAP - 1-1/4IN	9	
13	1033286	TOOL HOLDER, 1/2"	9	
14	1032917	MAN BASKET WELDMENT	1	
15	HHCS-C375A258Z0	HEX HEAD CAP SCREW, 3/8-16 X 1 1/4 LEN, GR8, ZN	6	
16	1033148	RUBBER BUMPER FOOT	6	
17	1033379	MANUAL-PAK	2	
18	HHCS-C2507505Z0	HEX HEAD CAP SCREW, 1/4-20 X 3/4 LEN, GR5, ZN	16	
19	1033196	OVERSIZED FLAT WASHER, 1/4" SCREW	8	
20	WSH2-X2500008Z0	SAE WASHER, 1/4, GR8, ZN	26	
21	NUT3-C2500005Z0	NYLON LOCK NUT, 1/4-20, GR5, ZN	11	
22	1032963	TOOL BASKET WELDMENT	1	
23	1033285	U-CHANNEL PUSH-ON TRIM, 1/8" X 31/64" X 40-3/4" LONG	1	
24	1033288	RING-GRIP QUICK-RELEASE PIN, 1/4" X 1-5/8" WITH 6" LANYARD	2	
25	1032961	DOC BOX PANEL	1	

WHEN ORDERING PARTS, SPECIFY MODEL NUMBER, SERIAL NUMBER AND DESCRIPTION OF PARTS REQUIRED

## 2-MAN STEEL PLATFORM ASSEMBLY



WHEN ORDERING PARTS, SPECIFY MODEL NUMBER, SERIAL NUMBER AND DESCRIPTION OF PARTS REQUIRED

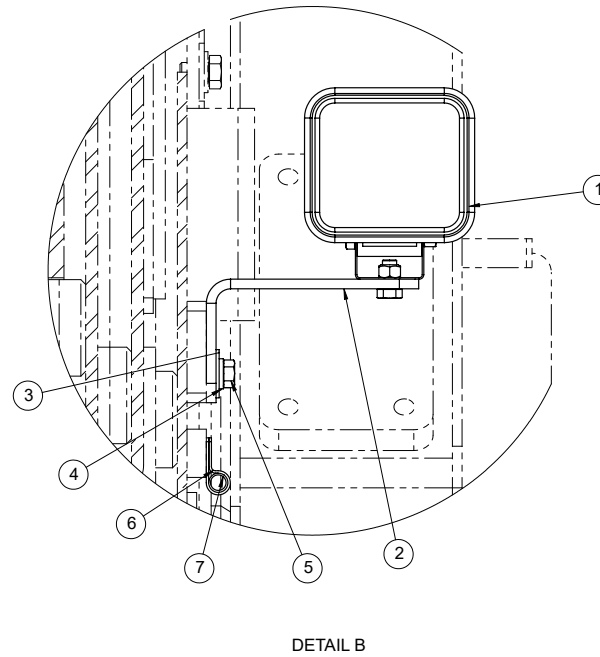
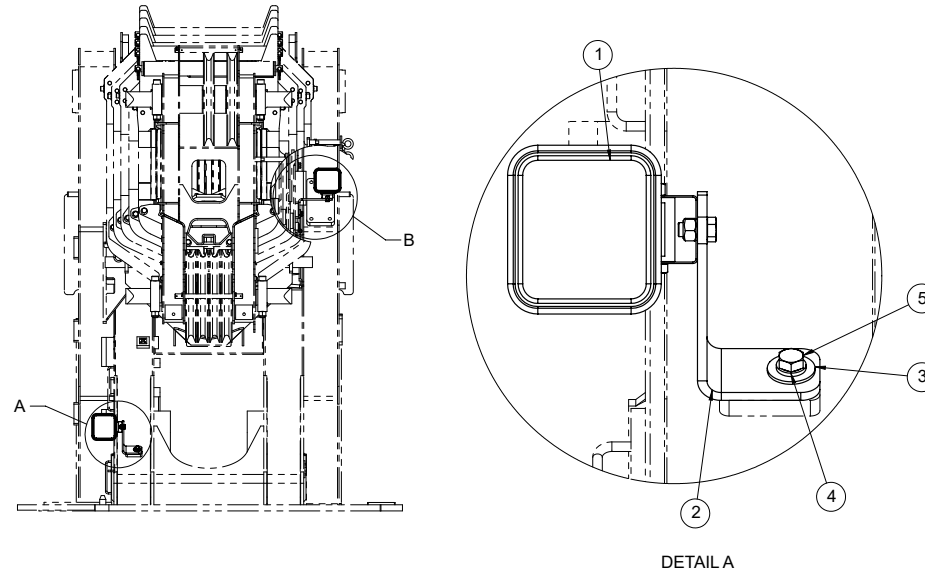
## 2-MAN STEEL PLATFORM ASSEMBLY

ITEM	PART NUMBER	DESCRIPTION	QUANTITY	NOTES
	<b>1032884</b>	<b>2-MAN STEEL PLATFORM ASSEMBLY</b>		
26	HHCS-C250B008R0	HEX HEAD CAP SCREW, 1/4-20 X 2 LEN, GR8, NF	3	
27	1032968	CONTROL BOX COVER	1	
28	1032969	CONTROL BOX WELDMENT	1	
29	1013997	ELBOW, 90, MOFS-4/MORB-4	2	
30	1034361	HOSE, -4, 3000, FOFS-4SW/FOFS-4SW, 16.5	2	
31	HHCS-C2507508R0	HEX HEAD CAP SCREW, 1/4-20 X 3/4 LEN, GR8, NF	4	
32	WSH4-X2500008Z0	SPIRAL LOCK WASHER, 1/4, GR8, ZN	4	
33	1008350	PUMP, MAN BASKET	1	
34	1034414	KNOB, RED BALL, THREADED M8X1.25, 1.4"	1	
35	1034406	ALL THREAD, M8X1.25X4IN	1	
36	1008349	VALVE, MAN BASKET LEVEL	1	
37	1013999	ELBOW, 90, MOFS-4/MORB-8	2	
38	1010069	ADAPTER,MOFS-4/MORB-8	2	
39	HHCS-C313A508R0	HEX HEAD CAP SCREW, 5/16-18 X 1 1/2 LEN, GR8, NF	2	
40	WSH2-X3130008Z0	SAE WASHER, 5/16, GR8, ZN	6	
41	WSH4-X3130008Z0	SPIRAL LOCK WASHER, 5/16, GR8, ZN	2	
42	NUT1-C3130008Z0	HEX NUT, 5/16-18, GR8, ZN	2	
43	1013998	ELBOW, 90, MOFS-4/MORB-6	1	
44	1034349	HOSE, -4, 3000, FOFS-4SW/90 FOFS-4SW, 42.75	1	
45	1034354	HOSE, -4, 3000, FOFS-4SW/90 FOFS-4SW, 31.5	1	
46	1010068	ADAPTER, MOFS-4/MORB-6	1	
47	1033031	HYDRAULIC CYLINDER	1	
48	1032913	HYDRAULIC PIN (YOKE) WELDMENT	1	
49	1032954	HYDRAULIC PIN (BASKET) WELDMENT	1	
50	HHCS-C313B255Z0	HEX HEAD CAP SCREW, 5/16-18 X 2 1/4 LEN, GR5, ZN	2	
51	NUT3-C3130005Z0	NYLON LOCK NUT, 5/16-18, GR5, ZN	2	

WHEN ORDERING PARTS, SPECIFY MODEL NUMBER, SERIAL NUMBER AND DESCRIPTION OF PARTS REQUIRED



# WORK LIGHT INSTALLATION



WHEN ORDERING PARTS, SPECIFY MODEL NUMBER, SERIAL NUMBER AND DESCRIPTION OF PARTS REQUIRED

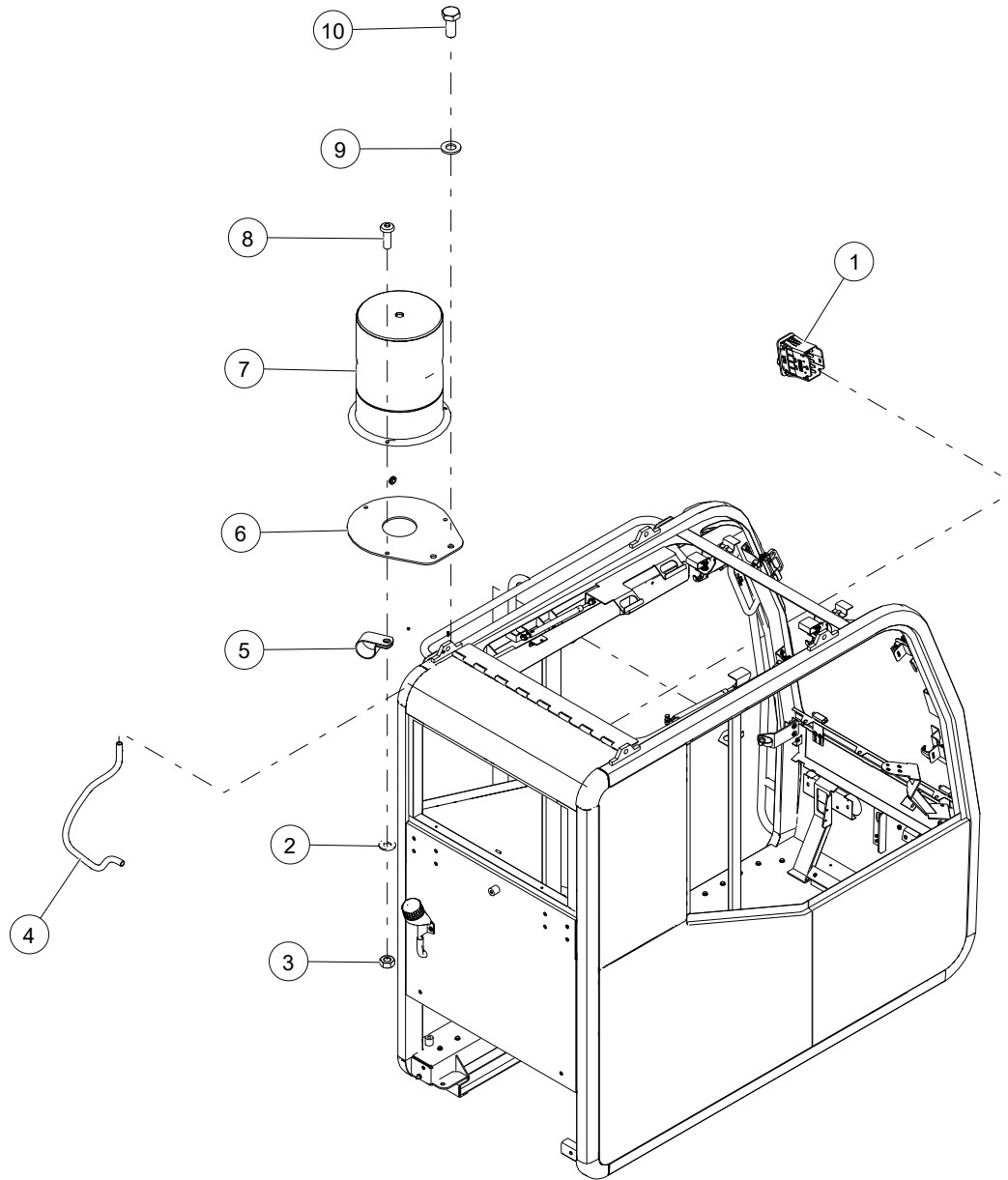
## WORK LIGHT INSTALLATION

---

ITEM	PART NUMBER	DESCRIPTION	QUANTITY	NOTES
	<b>1035133</b>	<b>WORK LIGHT INSTALLATION</b>		
1	T111783	LIGHT, WORK	2	
2	707-4688	BRACKET	2	
3	WSH3-X4380008Z0	FENDER WASHER, 7/16, GR8, ZN	2	
4	WSH4-X4380008Z0	SPIRAL LOCK WASHER, 7/16, GR8, ZN	2	
5	HHCS-C4388755Z0	HEX HEAD CAP SCREW, 7/16-14 X 7/8 LEN, GR5, ZN	2	
6	200B2007-4	CLAMP, MED, 1/2 ID	5	
7	206F4255	TUBE	1	

WHEN ORDERING PARTS, SPECIFY MODEL NUMBER, SERIAL NUMBER AND DESCRIPTION OF PARTS REQUIRED

# STROBE LIGHT INSTALLATION



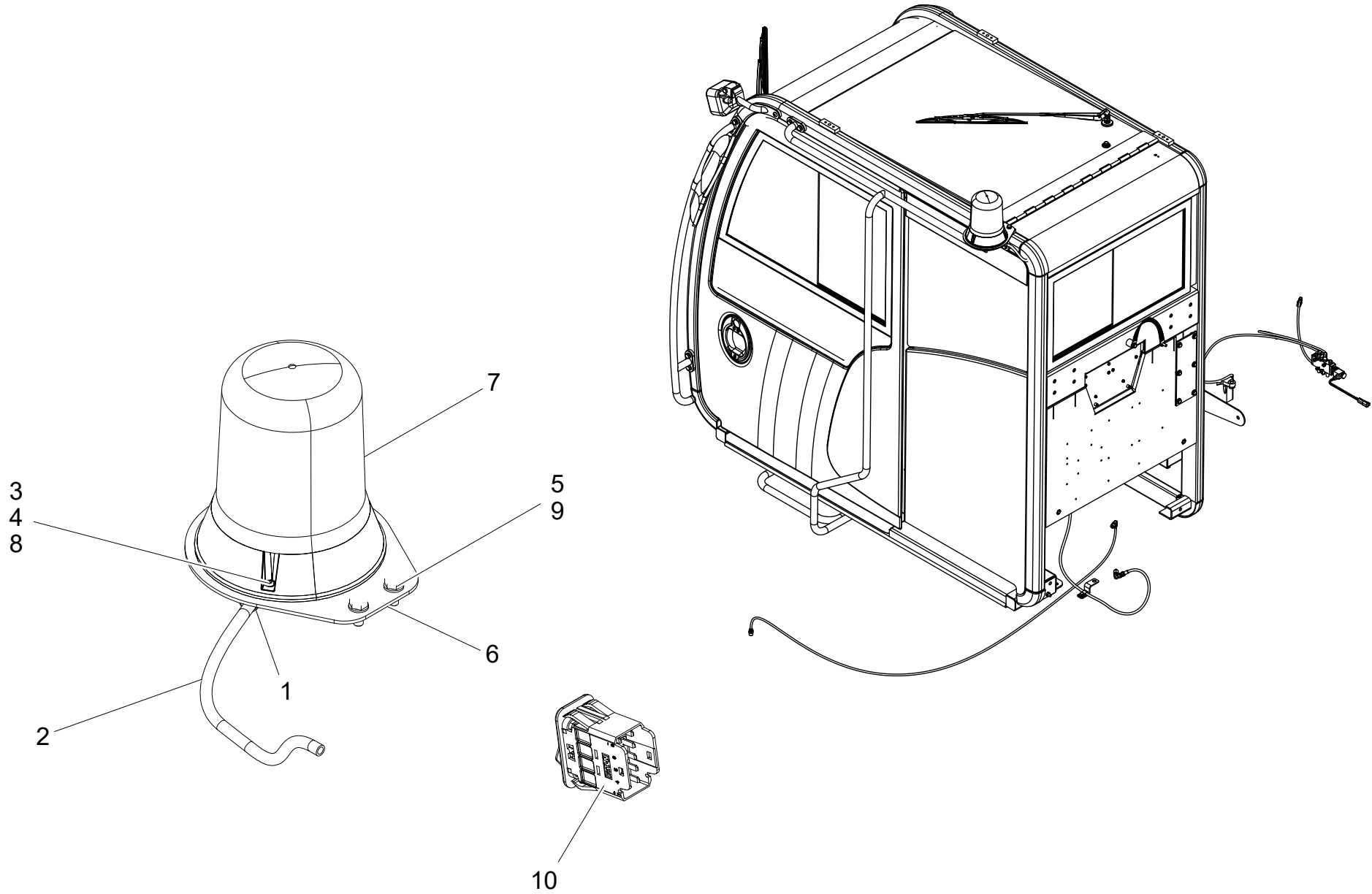
WHEN ORDERING PARTS, SPECIFY MODEL NUMBER, SERIAL NUMBER AND DESCRIPTION OF PARTS REQUIRED

## STROBE LIGHT INSTALLATION

ITEM	PART NUMBER	DESCRIPTION	QUANTITY	NOTES
	<b>T124067</b>	<b>STROBE LIGHT INSTALLATION</b>		
1	1223-1026	SWITCH, BEACON	1	
2	WMF-40MX000-20	WSH, FLAT M4 DIN125, ST SQC	3	
3	N24-407M000-28	NUT, HEX M4-0.7, DIN 934, ST SQC C8.8	3	
4	400-01411	LOOM, SPLIT POLY-1/4 (FEET)	1	
5	1240-51	CLAMP	1	
6	T121519	BRACKET, STROBE LIGHT	1	
7	420-4974	LIGHT, STROBE	1	
8	S46-407M012-28	SCR, BSHCHS, M4-0.7X12, ST SQC C8.8	3	
9	WMF-80MX000-20	WSH, FLAT M8 DIN125, ST SQC	2	
10	SMF-08BM018-28	SCR, HHCS M8-1.25X18 FT,STZ 8.8	2	
11*	1223-872	SOCKET	2	
12*	T135407	WEDGE LOCK, W2P	1	
	NOTE:	*NOT SHOW IN THE ILLUSTRATION		

WHEN ORDERING PARTS, SPECIFY MODEL NUMBER, SERIAL NUMBER AND DESCRIPTION OF PARTS REQUIRED

# REVOLVING AMBER LIGHT INSTALLATION



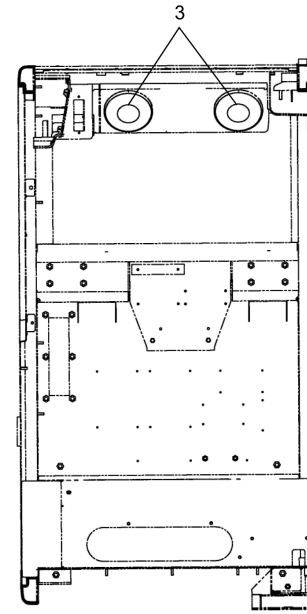
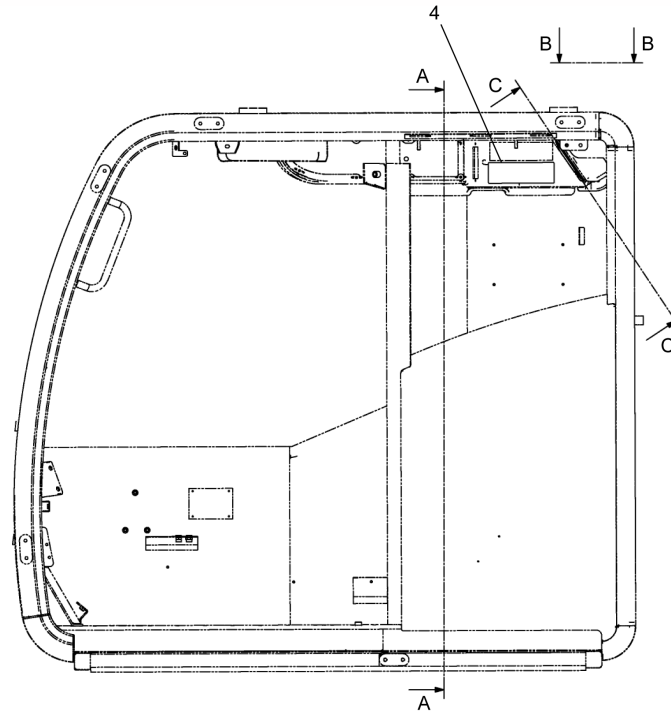
WHEN ORDERING PARTS, SPECIFY MODEL NUMBER, SERIAL NUMBER AND DESCRIPTION OF PARTS REQUIRED

## REVOLVING AMBER LIGHT INSTALLATION

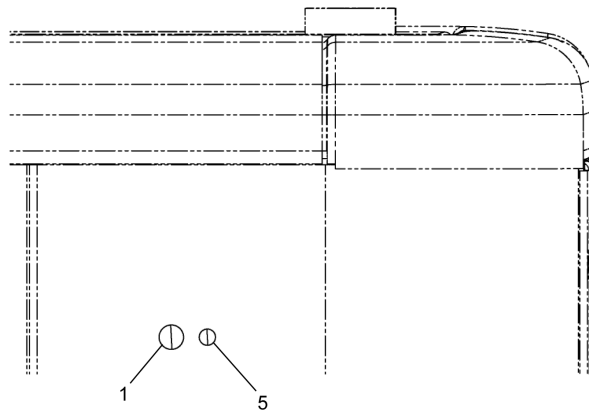
---

ITEM	PART NUMBER	DESCRIPTION	QUANTITY	NOTES
	<b>T134670</b>	<b>REVOLVING AMBER LIGHT INSTALLATION</b>		
1	1240-51	CLAMP	1	
2	400-01411	LOOM, SPLIT POLY-1/4 (FEET)	1	
3	N24-407M000-28	NUT, HEX M4-0.7, DIN 934, ST SQC C8.8	3	
4	S46-407M016-28	BHSHCS, M4-0.7 X 16	3	
5	SMF-08BM018-28	SCR, HHCS M8-1.25X18 FT, STZ 8.8	2	
6	T134675	BRACKET, REVOLVING AMBER LIGHT	1	
7	T135443	LIGHT, REVOLVING, AMBER	1	
8	WMF-40MX000-20	WSH, FLAT M4 DIN125, ST SQC	3	
9	WMF-80MX000-20	WSH, FLAT M8 DIN125, ST SQC	2	
10	1223-1026	SWITCH, BEACON	1	

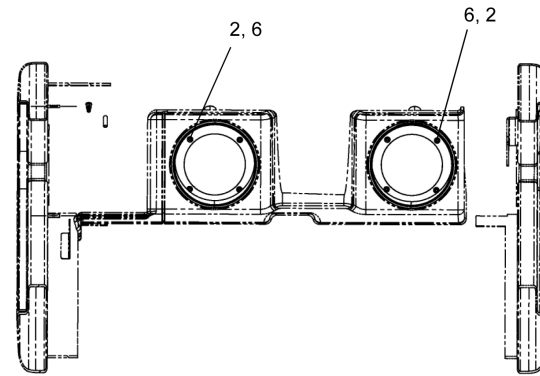
WHEN ORDERING PARTS, SPECIFY MODEL NUMBER, SERIAL NUMBER AND DESCRIPTION OF PARTS REQUIRED



SECTION A-A



VIEW B-B



SECTION C-C

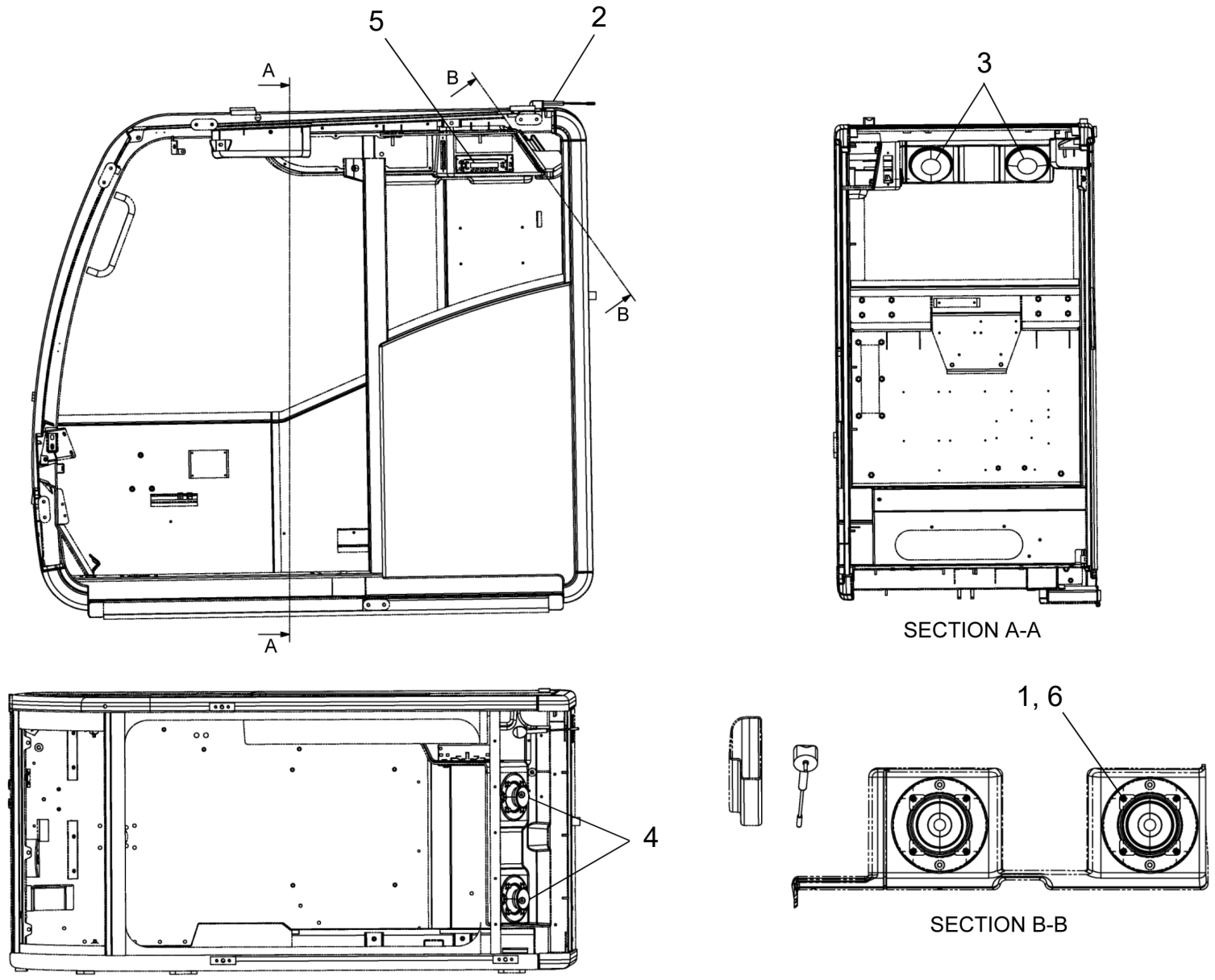
WHEN ORDERING PARTS, SPECIFY MODEL NUMBER, SERIAL NUMBER AND DESCRIPTION OF PARTS REQUIRED

## NO RADIO OPTION

ITEM	PART NUMBER	DESCRIPTION	QUANTITY	NOTES
	<b>T127309</b>	<b>NO RADIO OPTION</b>		
1	1222-219	PLUG, 5/16 HOLE	1	
2	S46-407M80M-B1	BHSHCS, M4-0.7 X 8, BLK OX, C10.9	8	
3	T111788	COVER, SPEAKER	2	
4	T122107	COVER PLATE, DIN POCKET	1	
5	T132672	PLUG, BLACK DOME, 3/16	1	
6	WMF-40MX000-BX	WSH, FLAT M4 DIN125, STL, BLK OX	8	

WHEN ORDERING PARTS, SPECIFY MODEL NUMBER, SERIAL NUMBER AND DESCRIPTION OF PARTS REQUIRED





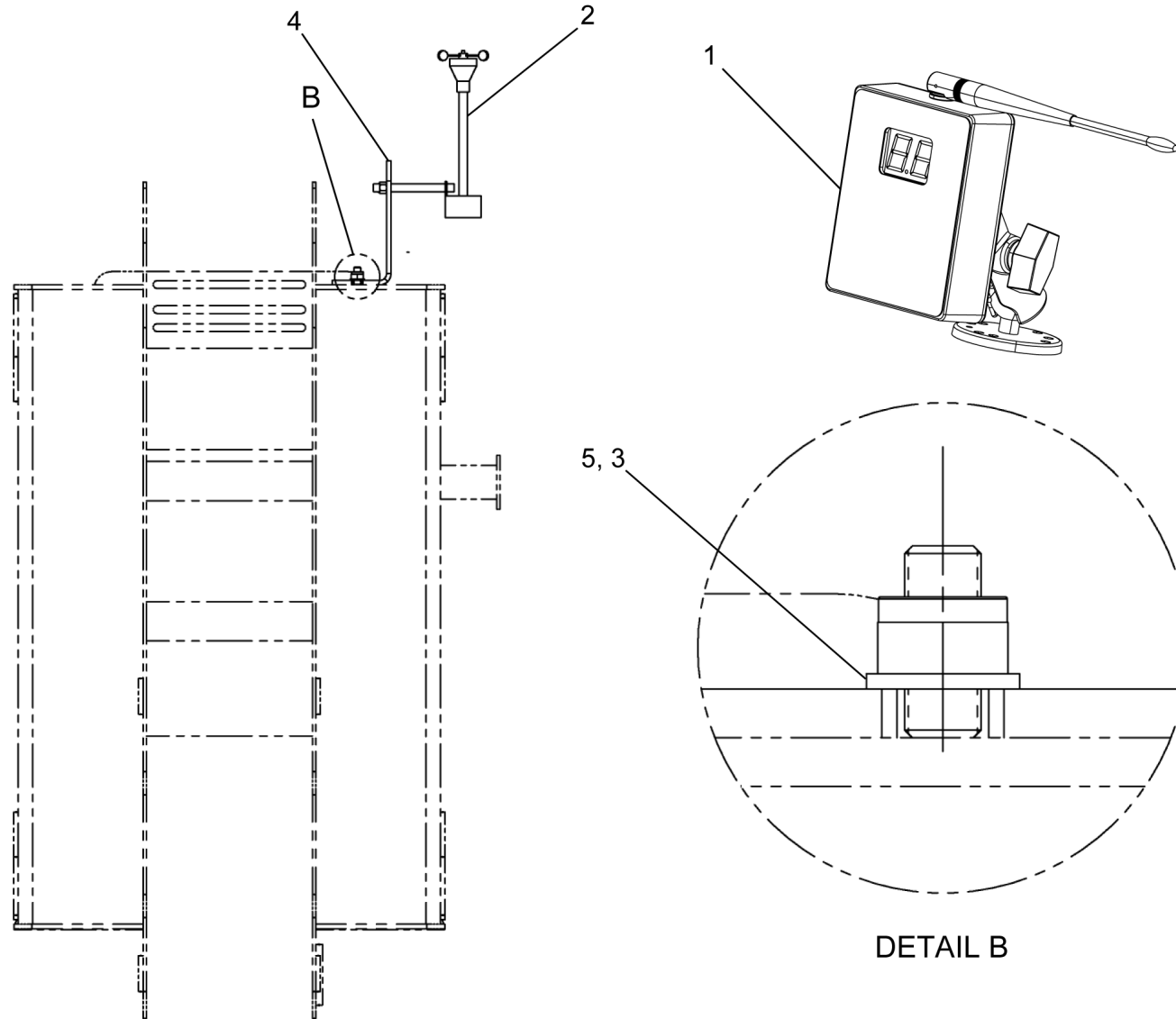
WHEN ORDERING PARTS, SPECIFY MODEL NUMBER, SERIAL NUMBER AND DESCRIPTION OF PARTS REQUIRED

## RADIO OPTION

ITEM	PART NUMBER	DESCRIPTION	QUANTITY	NOTES
	<b>1027226</b>	<b>RADIO OPTION</b>		
1	S46-407M80M-B1	BHSHCS, M4-0.7 X 8, BLK OX, C10.9	8	
2	T111787	ANTENNA	1	
3	T111788	COVER, SPEAKER	2	
4	T111789	SPEAKER	2	
5	1027227	RADIO, AM/FM/CD	1	
6	WMF-40MX000-P0	WSH, FLAT M4 DIN125, STL	8	

WHEN ORDERING PARTS, SPECIFY MODEL NUMBER, SERIAL NUMBER AND DESCRIPTION OF PARTS REQUIRED

# WIND SPEED INDICATOR ASSEMBLY



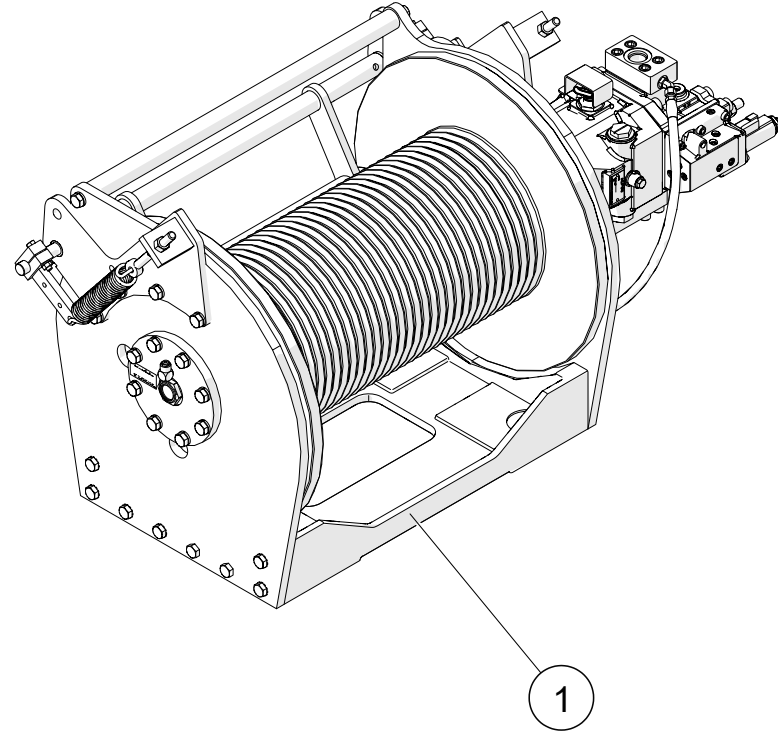
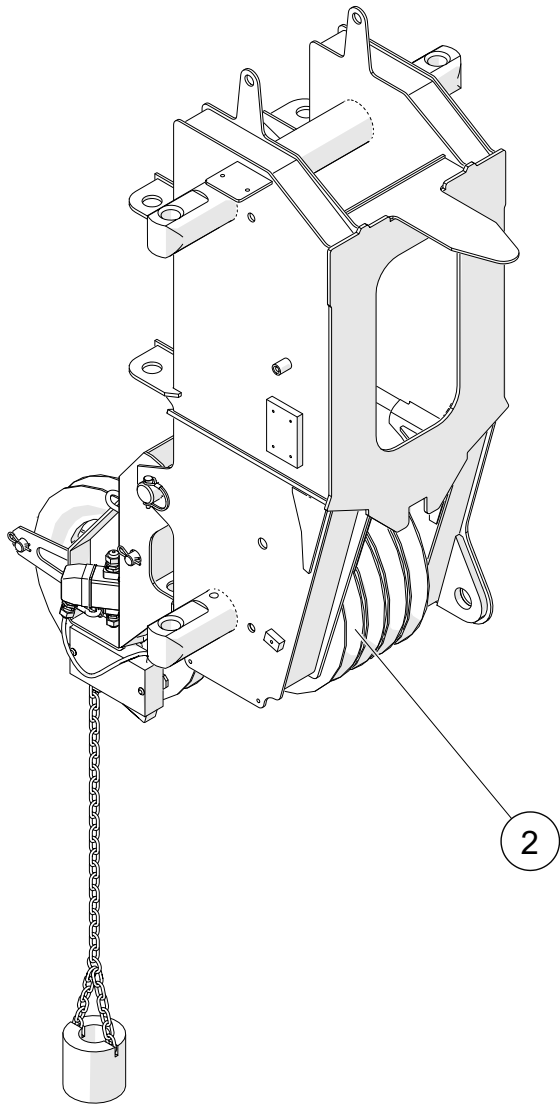
WHEN ORDERING PARTS, SPECIFY MODEL NUMBER, SERIAL NUMBER AND DESCRIPTION OF PARTS REQUIRED

## WIND SPEED INDICATOR ASSEMBLY

---

ITEM	PART NUMBER	DESCRIPTION	QUANTITY	NOTES
	<b>T103540</b>	<b>ASSEMBLY, WIND SPEED INDICATOR</b>		
1	714-1695	WIND SPEED DISPLAY	1	
2	714-1696	WIND SPEED SENSOR	1	
3	NYM-10CM000-Y8	HEX NUT, NYLON INSERT METRIC	2	
4	T128170	MOUNTING BRACKET	1	
5	WMF-010X000-20	WSH, FLAT M10 DIN125, ST Z	2	

WHEN ORDERING PARTS, SPECIFY MODEL NUMBER, SERIAL NUMBER AND DESCRIPTION OF PARTS REQUIRED



WHEN ORDERING PARTS, SPECIFY MODEL NUMBER, SERIAL NUMBER AND DESCRIPTION OF PARTS REQUIRED

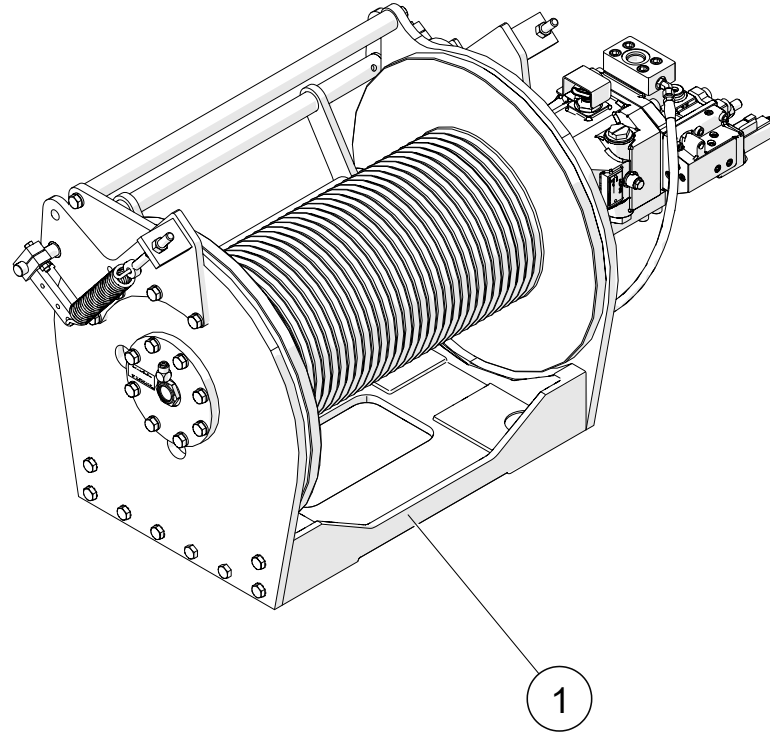
## 45-150 AUX WINCH OPTION

---

ITEM	PART NUMBER	DESCRIPTION	QUANTITY	NOTES
	<b>1032740</b>	<b>45-150 AUX WINCH OPTION</b>		
1	<b>1034250</b>	AUX WINCH ASSEMBLY	1	SEE PAGE 351
2	<b>1025715</b>	AUX HEAD ASSEMBLY	1	SEE PAGE 353

WHEN ORDERING PARTS, SPECIFY MODEL NUMBER, SERIAL NUMBER AND DESCRIPTION OF PARTS REQUIRED

---



---

WHEN ORDERING PARTS, SPECIFY MODEL NUMBER, SERIAL NUMBER AND DESCRIPTION OF PARTS REQUIRED

## AUX WINCH ASSEMBLY

---

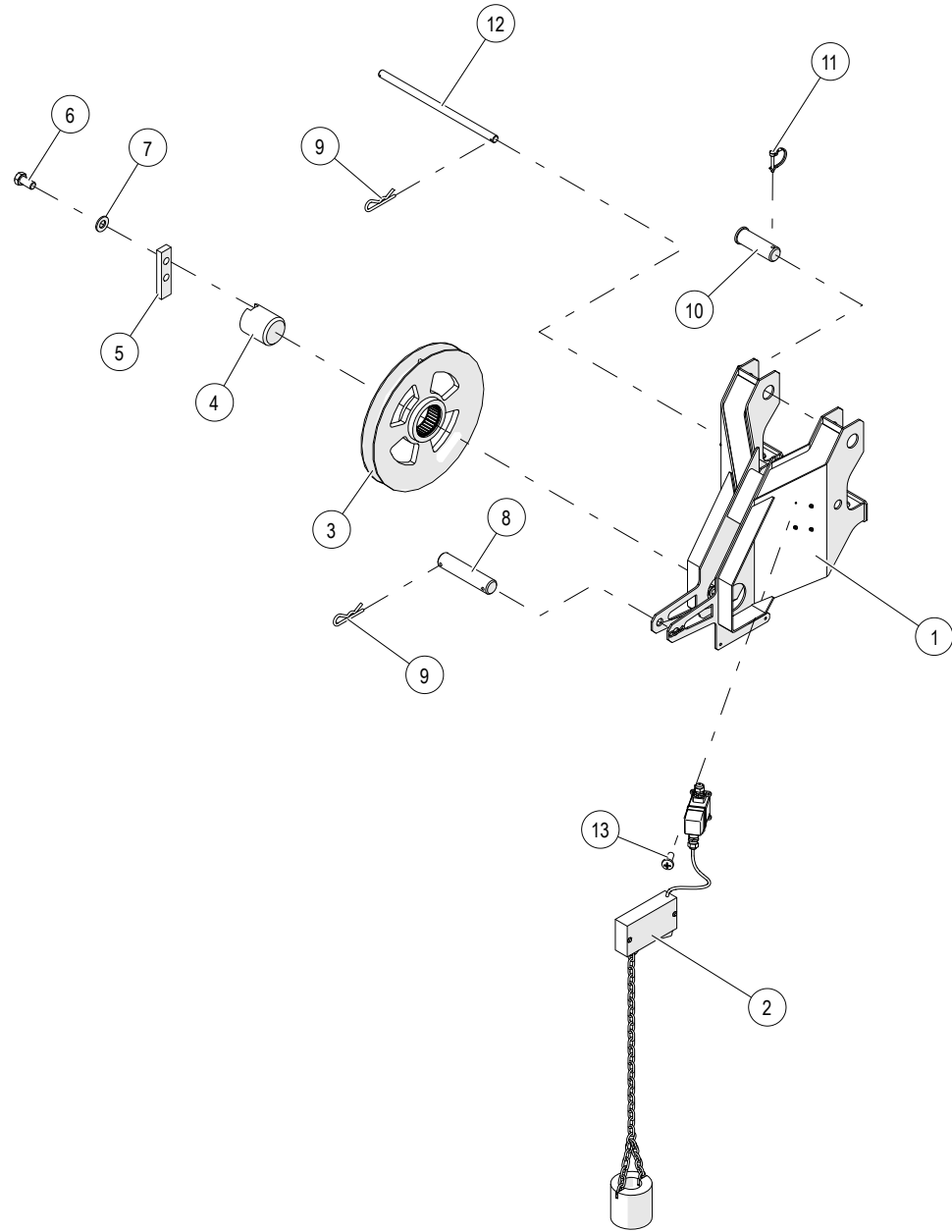
ITEM	PART NUMBER	DESCRIPTION	QUANTITY	NOTES
	<b>1034250</b>	<b>AUX WINCH ASSEMBLY</b>		
1	1008332	WINCH, MAIN/AUX	1	
2*	1027707	WELDM'T, CWT WINCH MOUNT LH	1	
3*	1029876	WELDM'T, CWT WINCH MOUNT RH	1	
	<b>NOTE:</b>	* NOT SHOWN IN THE ILLUSTRATION		

WHEN ORDERING PARTS, SPECIFY MODEL NUMBER, SERIAL NUMBER AND DESCRIPTION OF PARTS REQUIRED

---



# AUX HEAD ASSEMBLY



WHEN ORDERING PARTS, SPECIFY MODEL NUMBER, SERIAL NUMBER AND DESCRIPTION OF PARTS REQUIRED

## AUX HEAD ASSEMBLY

ITEM	PART NUMBER	DESCRIPTION	QUANTITY	NOTES
	<b>1025715</b>	<b>AUX HEAD ASSEMBLY</b>		
1	1033813	WELDMENT, AUX SHEAVE	1	
2	706A8816	ANTI TWO-BLOCK ASM, AUX SHEAVE	1	
3	1004432	ASSEMBLY, BOOM HEAD SHEAVE	1	
4	1025734	PIN, 3.00 DIA X 3.375 LEN	1	
5	1025735	BAR, PIN KEEPER	1	
6	HHCS-C500A008Z0	HEX HEAD CAP SCREW, 1/2-13 X 1 LEN, GR8, ZN	4	
7	WSH2-X5000008Z0	SAE WASHER, 1/2, GR8, ZN	4	
8	1025749	ROUND, WIRE ROPE KEEPER	1	
9	PIN2-X125B00YZ0	HAIRPIN, 1/8 DIA X 2 LEN, ZINC	4	
10	1025737	PIN, 1.5 DIA X 4.5 LEN	2	
11	PIN4-X250A37XZ0	LOCK PIN WITH ROUNDED RETAINER, 1/4 DIA X 1 3/8 LEN, ZINC	2	
12	1025738	ROUND, WIRE ROPE KEEPER	1	
13	MS07-C190500ZR0	MACHINE SCREW, 10-24 X 1/2 LEN, NF	4	

WHEN ORDERING PARTS, SPECIFY MODEL NUMBER, SERIAL NUMBER AND DESCRIPTION OF PARTS REQUIRED

## NON - ILLUSTRATED PAGE

WHEN ORDERING PARTS, SPECIFY MODEL NUMBER, SERIAL NUMBER AND DESCRIPTION OF PARTS REQUIRED

---

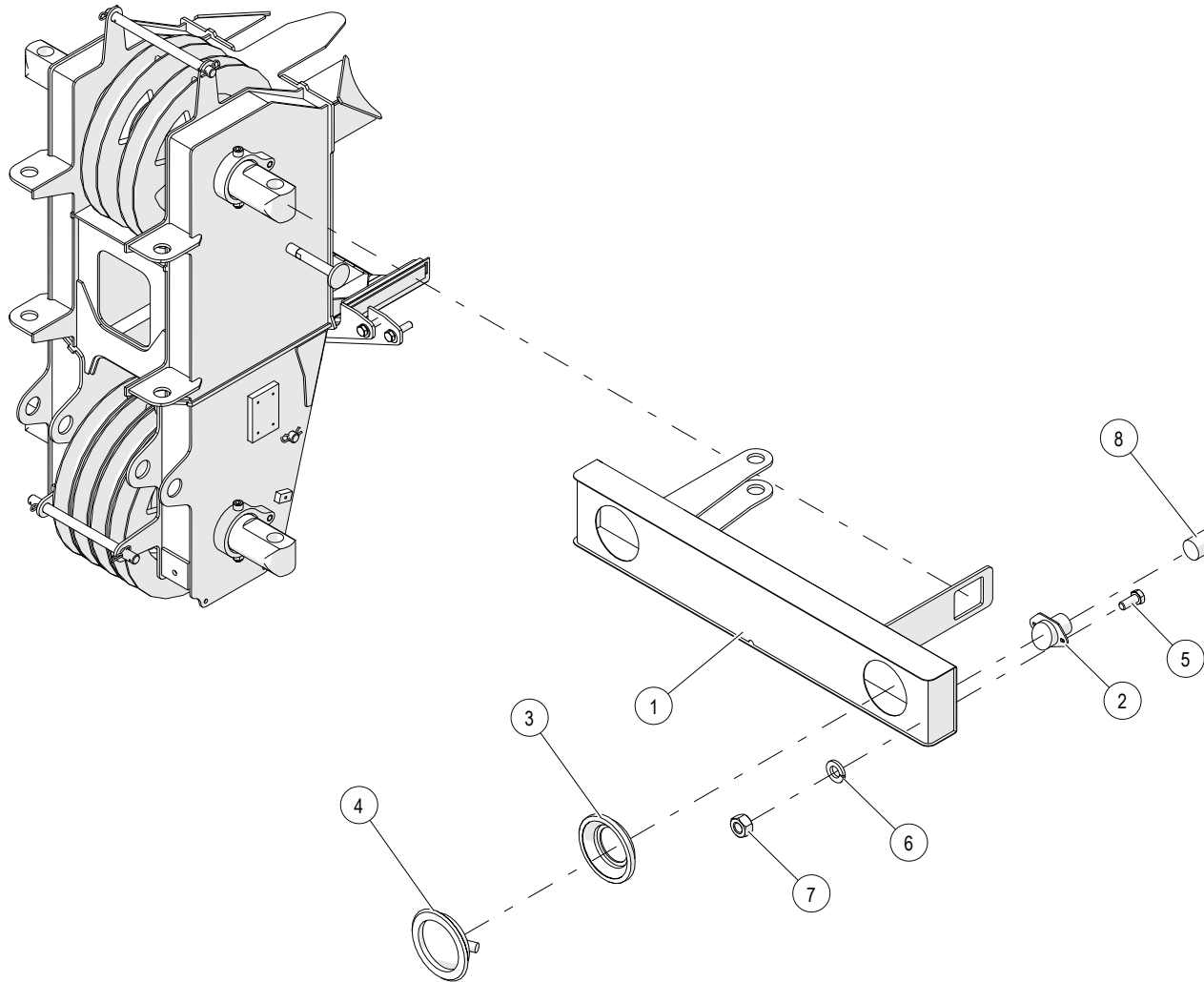
## KIT, BOOM DOLLY PREP

---

ITEM	PART NUMBER	DESCRIPTION	QUANTITY	NOTES
	<b>1027252</b>	<b>KIT, BOOM DOLLY PREP</b>		
1	<b>1031203</b>	LIGHT BAR ASSEMBLY	1	SEE PAGE 357
2	<b>1031133</b>	BOOM FLOAT ASSEMBLY	1	SEE PAGE 359
3	<b>1027229</b>	BOOM FLOAT ELECTRICAL INSTALLATION.	1	SEE PAGE 361

WHEN ORDERING PARTS, SPECIFY MODEL NUMBER, SERIAL NUMBER AND DESCRIPTION OF PARTS REQUIRED

---



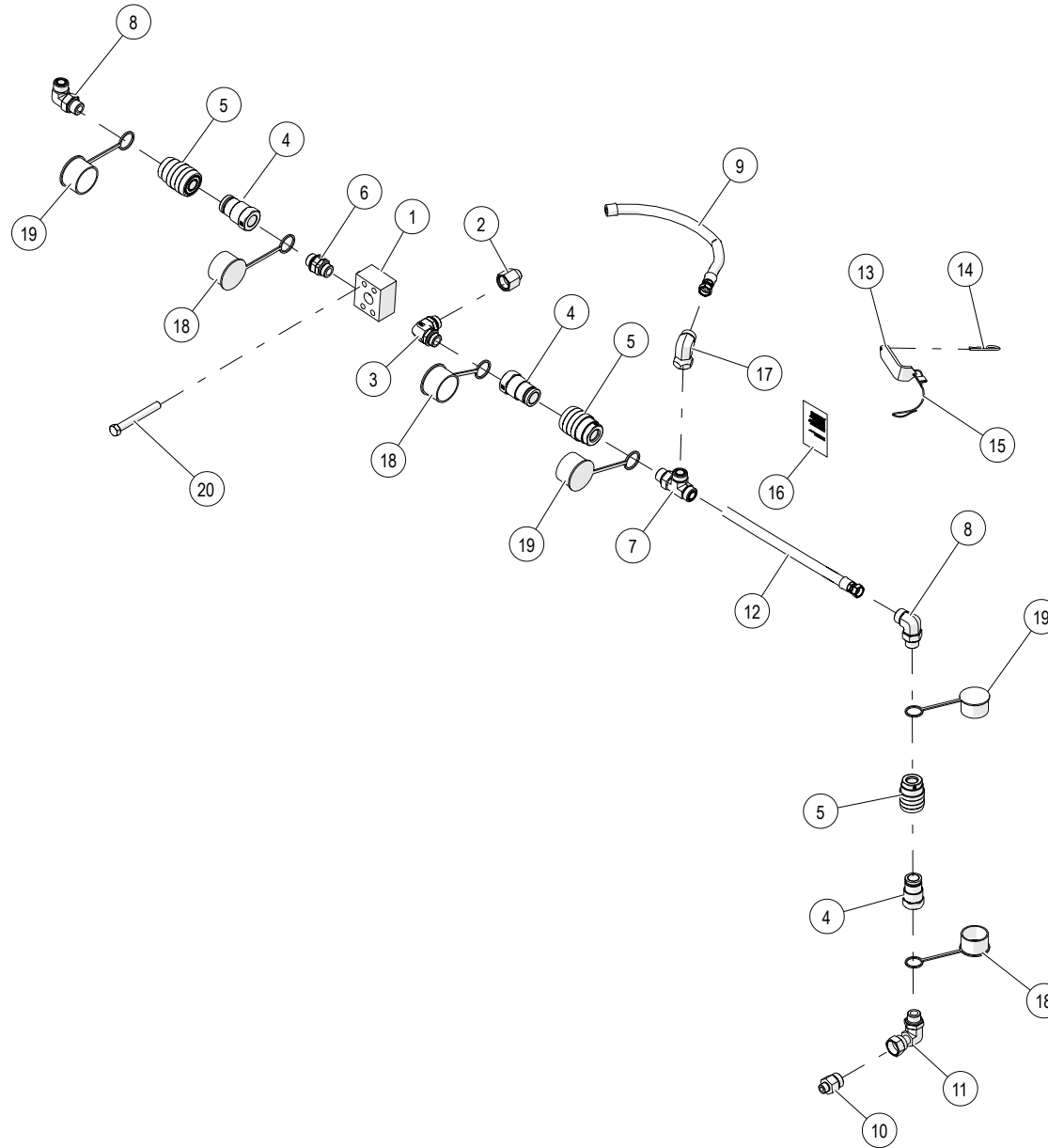
WHEN ORDERING PARTS, SPECIFY MODEL NUMBER, SERIAL NUMBER AND DESCRIPTION OF PARTS REQUIRED

## LIGHT BAR ASSEMBLY

ITEM	PART NUMBER	DESCRIPTION	QUANTITY	NOTES
	<b>1031203</b>	<b>LIGHT BAR ASSEMBLY</b>		
1	1031202	LIGHT BAR WELD	1	
2	1223-926	7 PIN CONNECTOR	1	
3	1223-866	GROMMET	2	
4	1223-864	TAIL LIGHT (RED)	2	
5	HHCS-C3137508Z0	HEX HEAD CAP SCREW, 5/16-18 X 3/4 LEN, GR8, ZINC	2	
6	WSH4-X313000XZ0	SPIRAL LOCK WASHER, 5/16, ZINC	2	
7	NUT1-C3130008Z0	HEX NUT, 5/16-18, GR8, ZINC	2	
8	1223-969	19' COILED CORD	1	

WHEN ORDERING PARTS, SPECIFY MODEL NUMBER, SERIAL NUMBER AND DESCRIPTION OF PARTS REQUIRED

# BOOM FLOAT ASSEMBLY



WHEN ORDERING PARTS, SPECIFY MODEL NUMBER, SERIAL NUMBER AND DESCRIPTION OF PARTS REQUIRED

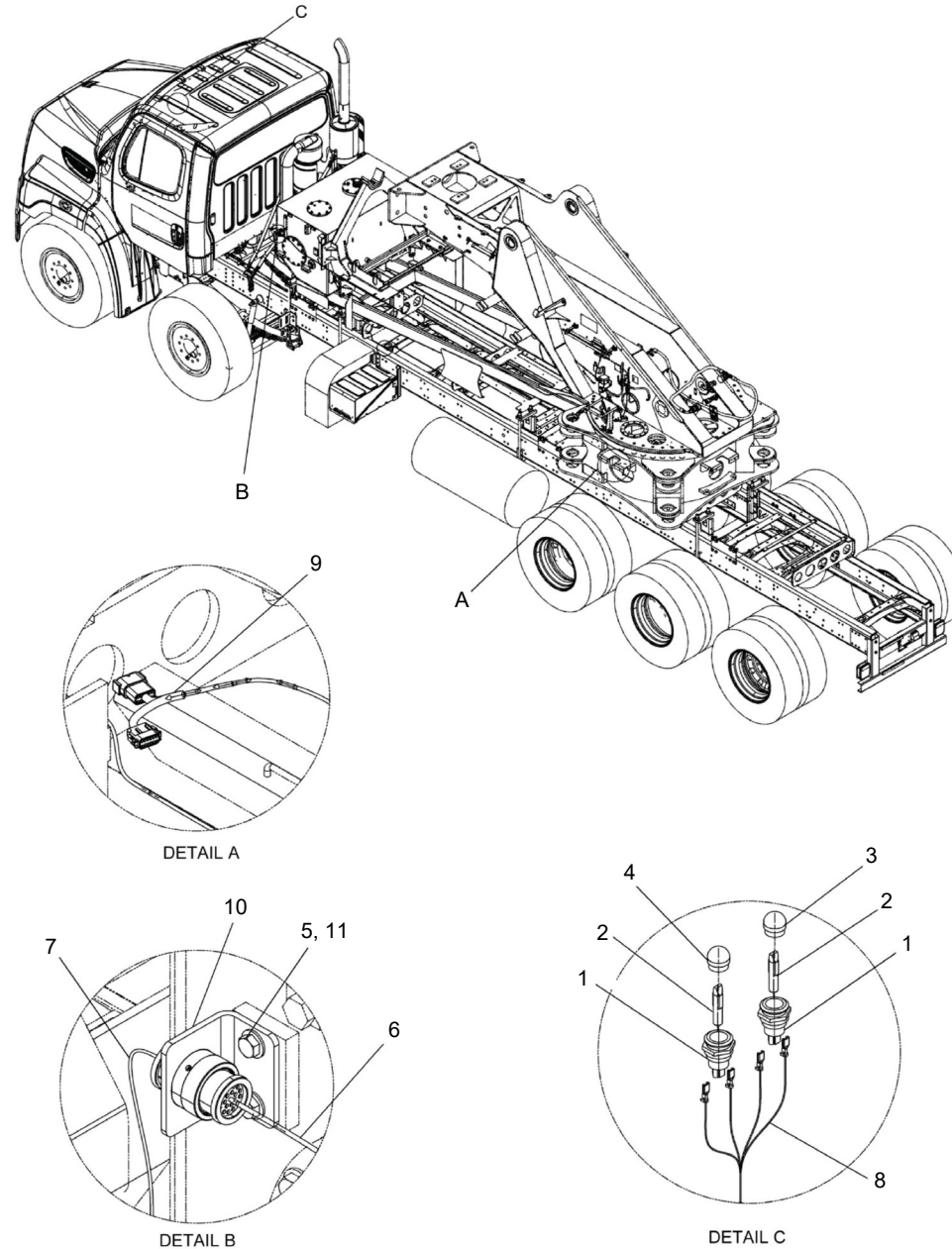
## BOOM FLOAT ASSEMBLY

ITEM	PART NUMBER	DESCRIPTION	QUANTITY	NOTES
	<b>1031133</b>	<b>BOOM FLOAT ASSEMBLY</b>		
1	1031190	"MANIFOLD, BOOM DOLLY BLOCK WITH O-RING"	1	
2	1010706	ADAPTER, MORB-10/FOFS-12	1	
3	1014533	ELBOW, 90, MORB-12/MORB-12	1	
4	717-0838	QUICK CONNECT, -12 NIPPLE	3	
5	717-0837	QUICK CONNECT, -12 COUPLER	3	
6	1010668	ADAPTER, MORB-12 TO MORB-12	1	
7	1018090	TEE, MOFS-12/MORB-12/MOFS-12	1	
8	1014019	ELBOW, 90, MOFS-12/MORB-12	2	
9	1031139	"HOSE, -12, 300, 90FOFS-12/FOFS-12, 25.58"	1	
10	1010085	ADAPTER, MORB-8/MOFS-12	1	
11	1014068	ELBOW, 90, MORB-12/FOFS-12SW	1	
12	1031142	"HOSE, -12, 300, FOFS-12/FOFS-12, 72.68"	1	
13	T162322	PLATE, HOUSELOCK BOOM DOLLY	1	
14	PIN2-X141B75YZ0	HAIRPIN, 9/64 DIA X 2 3/4 LEN, ZINC	1	
15	T163936	"LANYARD, BOOM DOLLY HOUSELOCK"	1	
16	T164279	DECAL, BOOM DOLLY HOUSELOCK	1	
17	1013936	ELBOW, 90, MOFS-12/FOFS-12SW	1	
18	717-0840	CAP, NIPPLE -12	3	
19	717-0839	CAP, -12 COUPLER	3	
20	HHCS-C250D00CZ1	HEX HEAD CAP SCREW, 7/16-14 X 3 1/2 LEN, GR8, ZINC	4	

WHEN ORDERING PARTS, SPECIFY MODEL NUMBER, SERIAL NUMBER AND DESCRIPTION OF PARTS REQUIRED



# BOOM FLOAT ELECTRICAL INSTALLATION



WHEN ORDERING PARTS, SPECIFY MODEL NUMBER, SERIAL NUMBER AND DESCRIPTION OF PARTS REQUIRED

## BOOM FLOAT ELECTRICAL INSTALLATION

ITEM	PART NUMBER	DESCRIPTION	QUANTITY	NOTES
	<b>1027229</b>	<b>BOOM FLOAT ELECTRICAL INSTALLATION</b>		
1	1223-1020	SOCKET	2	
2	1223-1021	LAMP 12 V	2	
3	1223-1022	LENS, RED	1	
4	1223-1023	LENS, GREEN	1	
5	SHF-375C625-25	SCR,HHCS FT 0.375-16X0.625,ST SQC G5	2	
6	T144007	HARNESS, CONNECTS DOLLY POWER	1	
7	T144008	HARNESS JUMPER, DOLLY POWER	1	
8	T144009	HARNESS JUMPER, CAB LAMPS	1	
9	T144010	HARNESS, JUMPER POWER	1	
10	T144187	RECEPTACLE MOUNTING	1	
11	WAN-37NX000-20	WSH, FL TYPA-NRW 0.375, ST SQC	2	

WHEN ORDERING PARTS, SPECIFY MODEL NUMBER, SERIAL NUMBER AND DESCRIPTION OF PARTS REQUIRED

**NON - ILLUSTRATED PAGE**

WHEN ORDERING PARTS, SPECIFY MODEL NUMBER, SERIAL NUMBER AND DESCRIPTION OF PARTS REQUIRED

## COLD WEATHER OPTIONS

---

ITEM	PART NUMBER	DESCRIPTION	QUANTITY	NOTES
	<b>1008824</b>	<b>COLD WEATHER OPTIONS</b>		
1	<b>1027221</b>	HYD. IMMERSION HEATER, 120/240V	1	SEE PAGE 365

---

WHEN ORDERING PARTS, SPECIFY MODEL NUMBER, SERIAL NUMBER AND DESCRIPTION OF PARTS REQUIRED

## NON - ILLUSTRATED PAGE

WHEN ORDERING PARTS, SPECIFY MODEL NUMBER, SERIAL NUMBER AND DESCRIPTION OF PARTS REQUIRED

---

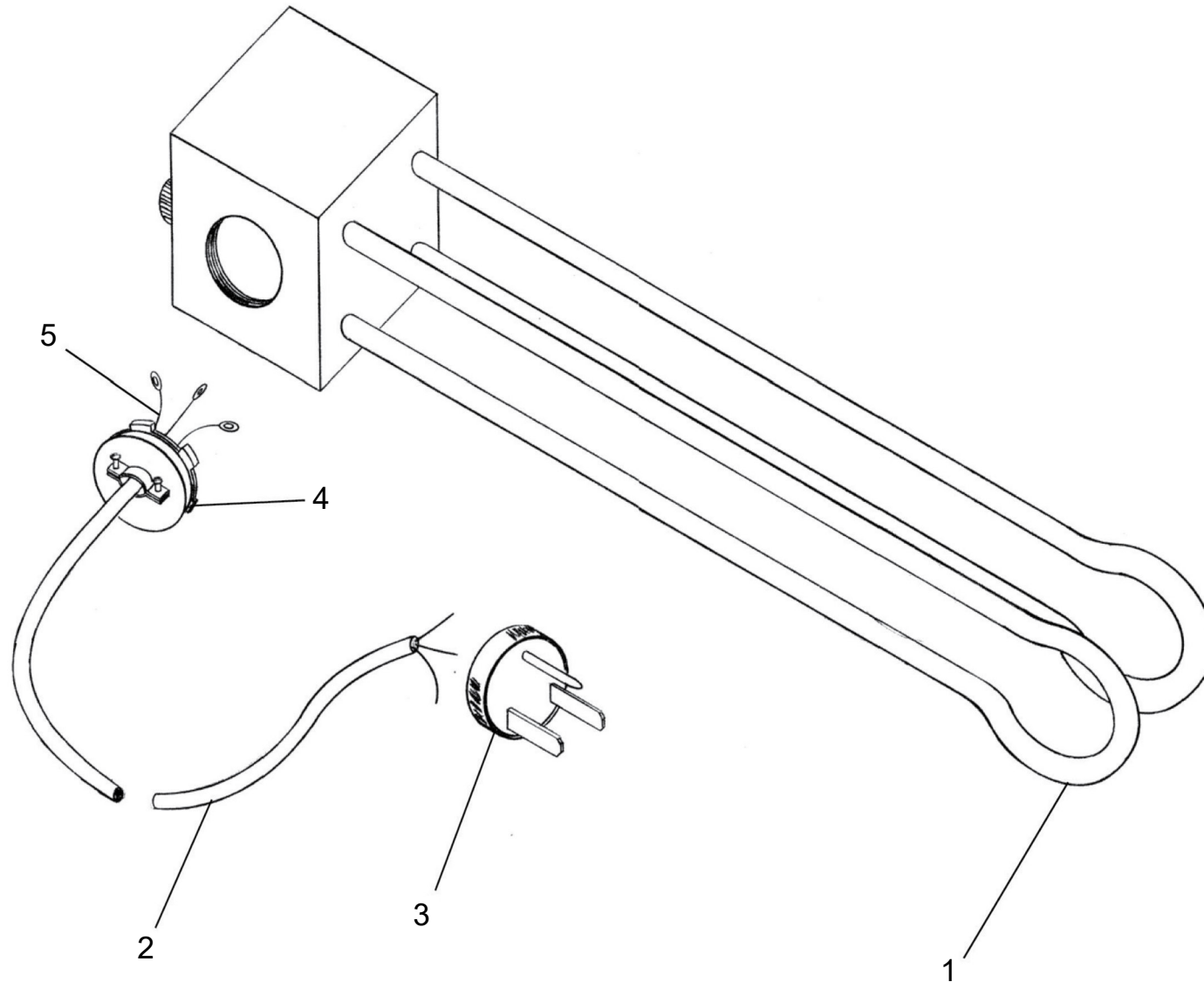
## HYD. IMMERSION HEATER,120/240V

---

ITEM	PART NUMBER	DESCRIPTION	QUANTITY	NOTES
	1027221	HYD. IMMERSION HEATER,120/240V		
1	1223-1028	HEATER, IMMERSION	1	SEE PAGE 367

WHEN ORDERING PARTS, SPECIFY MODEL NUMBER, SERIAL NUMBER AND DESCRIPTION OF PARTS REQUIRED

---



WHEN ORDERING PARTS, SPECIFY MODEL NUMBER, SERIAL NUMBER AND DESCRIPTION OF PARTS REQUIRED

## HEATER, IMMERSION

---

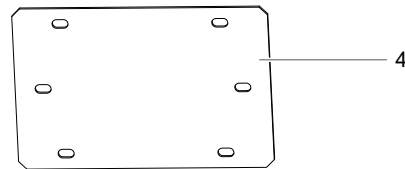
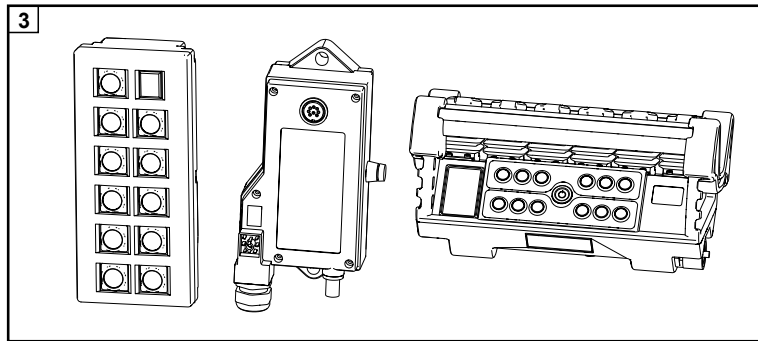
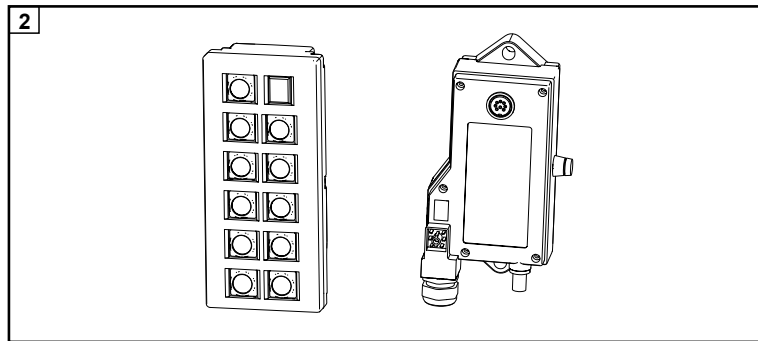
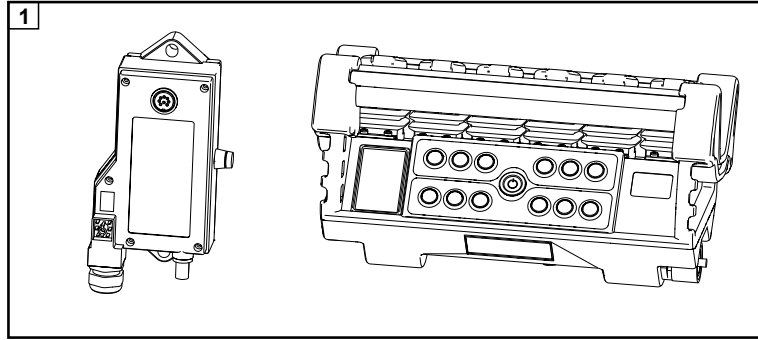
ITEM	PART NUMBER	DESCRIPTION	QUANTITY	NOTES
	<b>1223-1028</b>	<b>HEATER, IMMERSION</b>		
1	442-0316	IMMERSION HEATER	1	
2	12239-36	CORD, 12GA. 3 WIRE	1	
3	1223-478	PLUG	1	
4	1223-819	CONNECTOR	1	
5	1223-54	TERMINAL	3	

WHEN ORDERING PARTS, SPECIFY MODEL NUMBER, SERIAL NUMBER AND DESCRIPTION OF PARTS REQUIRED

---



# WIRELESS CONTROL OPTIONS



WHEN ORDERING PARTS, SPECIFY MODEL NUMBER, SERIAL NUMBER AND DESCRIPTION OF PARTS REQUIRED

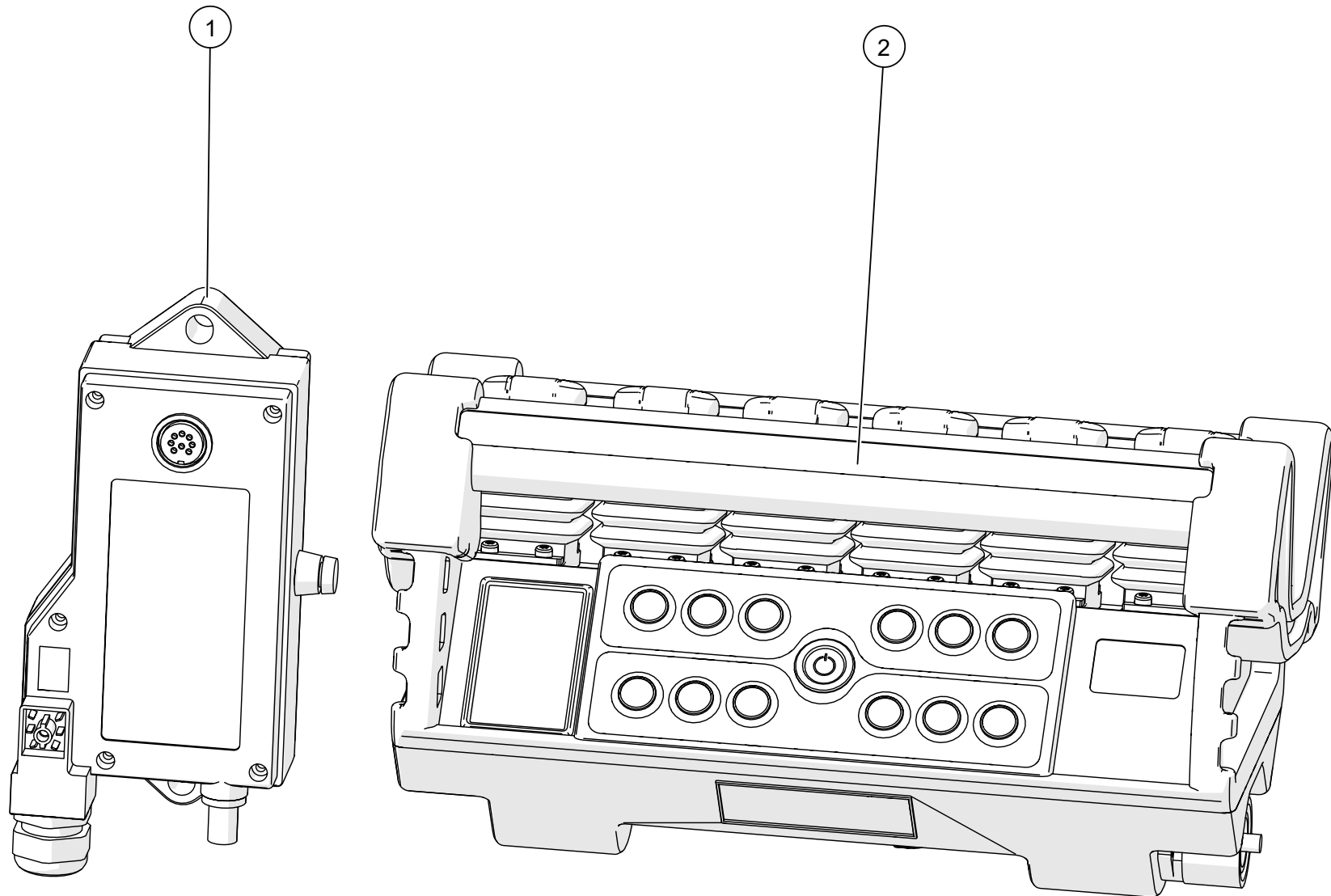
## WIRELESS CONTROL OPTIONS

---

ITEM	PART NUMBER	DESCRIPTION	QUANTITY	NOTES
	<b>1025701</b>	<b>WIRELESS CONTROL OPTIONS</b>		
1	<b>1025691</b>	BELLY PACK ONLY	1	SEE PAGE 371
2	<b>1025692</b>	JIB ONLY	1	SEE PAGE 373
3	<b>1025693</b>	JIB & BELLY PACK	1	SEE PAGE 375
4	1034091	PLATE, RECEIVER MOUNT	1	

WHEN ORDERING PARTS, SPECIFY MODEL NUMBER, SERIAL NUMBER AND DESCRIPTION OF PARTS REQUIRED

---



WHEN ORDERING PARTS, SPECIFY MODEL NUMBER, SERIAL NUMBER AND DESCRIPTION OF PARTS REQUIRED

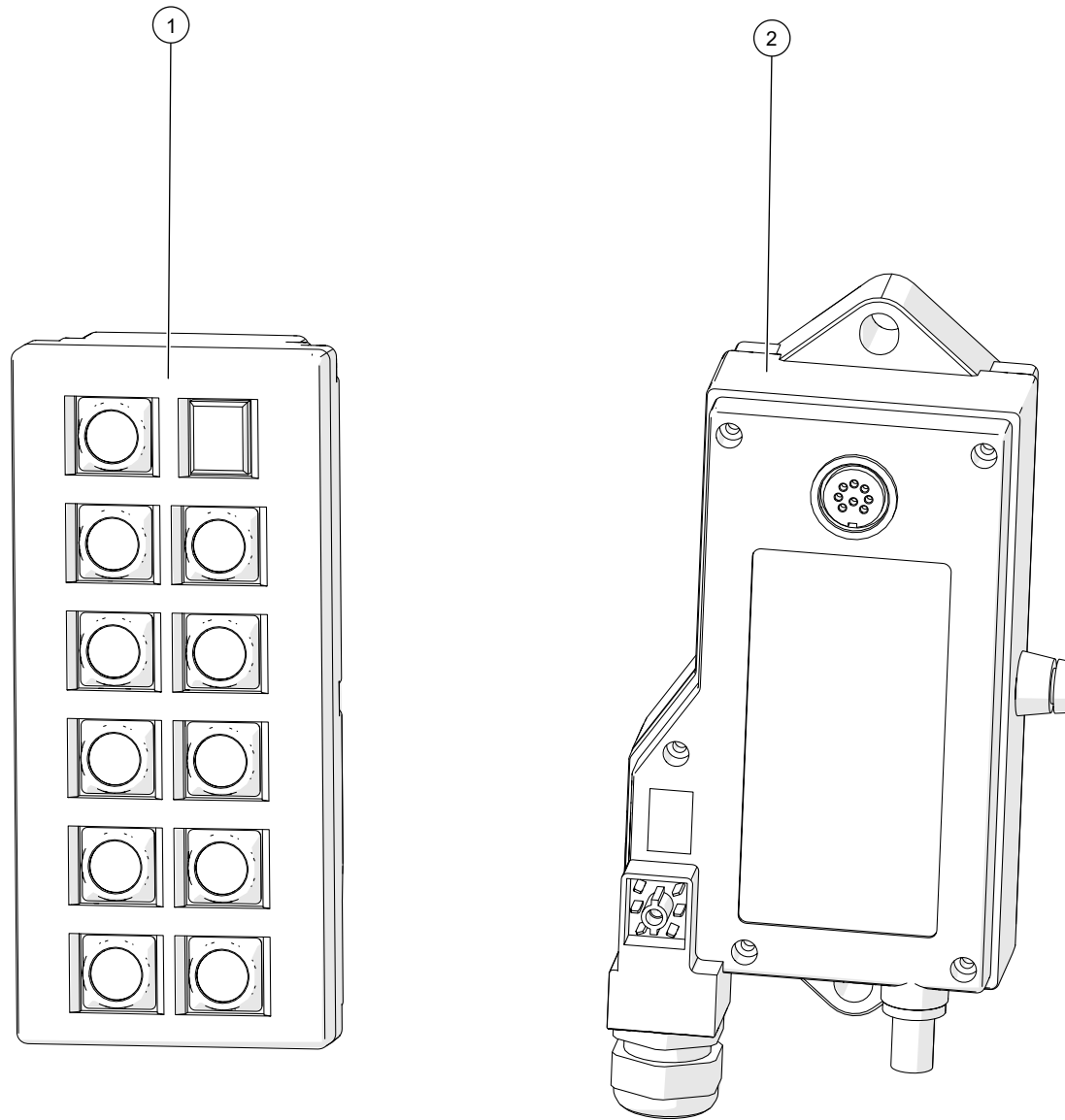
## BELLY PACK ONLY

---

ITEM	PART NUMBER	DESCRIPTION	QUANTITY	NOTES
	<b>1025691</b>	<b>BELLY PACK ONLY</b>		
1	1025393	NBB MB-R6 RECEIVER REPLACEMENT	1	
2	1025394	BELLY PACK	1	

---

WHEN ORDERING PARTS, SPECIFY MODEL NUMBER, SERIAL NUMBER AND DESCRIPTION OF PARTS REQUIRED

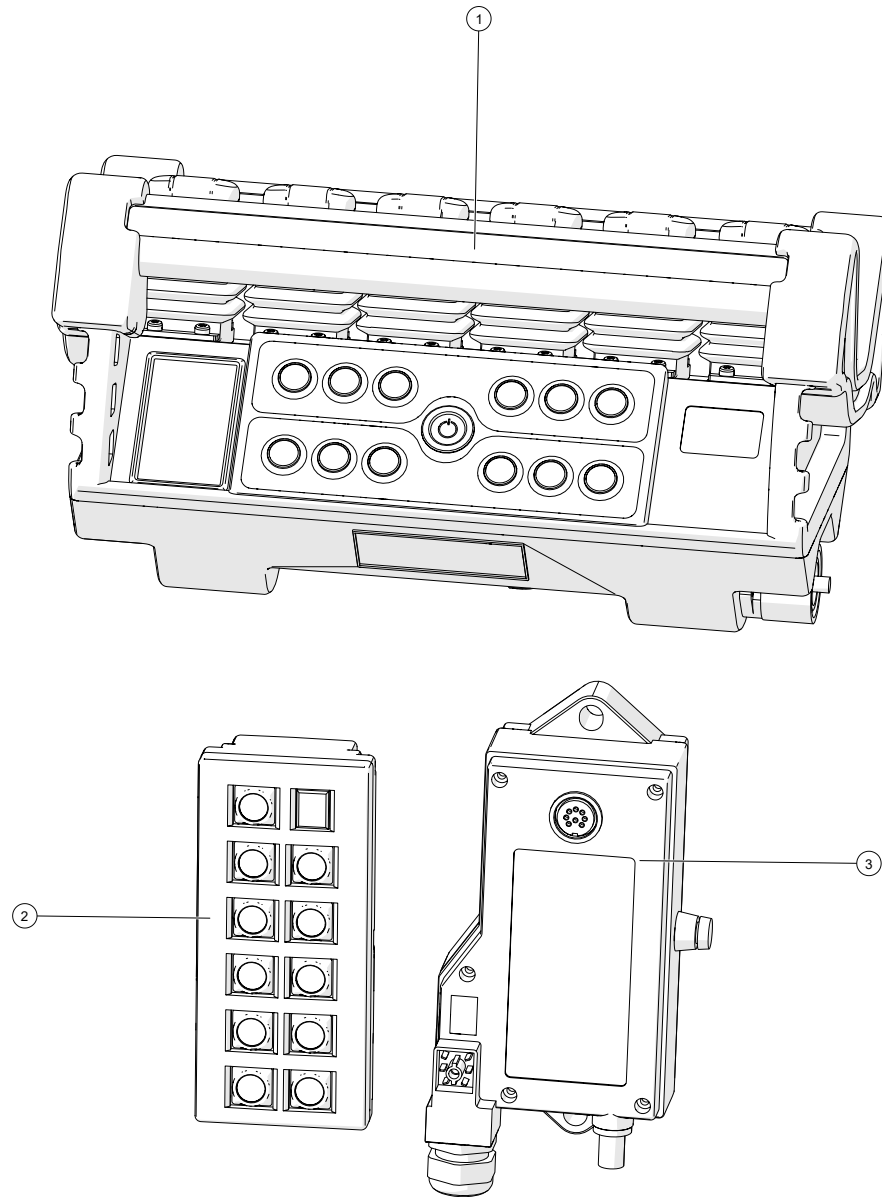


WHEN ORDERING PARTS, SPECIFY MODEL NUMBER, SERIAL NUMBER AND DESCRIPTION OF PARTS REQUIRED

## JIB ONLY

ITEM	PART NUMBER	DESCRIPTION	QUANTITY	NOTES
	<b>1025692</b>	<b>JIB ONLY</b>		
1	1025392	NBB PLANAR-D TRANSMITTER 10 BUTTON REPLACEMENT	1	
2	1025393	NBB MB-R6 RECEIVER REPLACEMENT	1	
3*	1025711	NBB TRANSMITTER CHARGING BASE	1	
	<b>NOTE:</b>	* NOT SHOWN IN THE ILLUSTRATION		

WHEN ORDERING PARTS, SPECIFY MODEL NUMBER, SERIAL NUMBER AND DESCRIPTION OF PARTS REQUIRED



WHEN ORDERING PARTS, SPECIFY MODEL NUMBER, SERIAL NUMBER AND DESCRIPTION OF PARTS REQUIRED

## JIB & BELLY PACK

---

ITEM	PART NUMBER	DESCRIPTION	QUANTITY	NOTES
	<b>1025693</b>	<b>JIB &amp; BELLY PACK</b>		
1	1025394	BELLY PACK	1	
2	1025392	NBB PLANAR-D TRANSMITTER 10 BUTTON REPLACEMENT	1	
3	1025393	NBB MB-R6 RECEIVER REPLACEMENT	1	
4*	1025711	NBB TRANSMITTER CHARGING BASE	1	
	<b>NOTE:</b>	* NOT SHOWN IN THE ILLUSTRATION		

WHEN ORDERING PARTS, SPECIFY MODEL NUMBER, SERIAL NUMBER AND DESCRIPTION OF PARTS REQUIRED

---



**CHAPTER NO. 4**  
**PAINT & MARKING**

**PAGE INTENTIONALLY LEFT BLANK**

## NON - ILLUSTRATED PAGE

WHEN ORDERING PARTS, SPECIFY MODEL NUMBER, SERIAL NUMBER AND DESCRIPTION OF PARTS REQUIRED

---

## 45-150 CROSSOVER KIT

ITEM	PART NUMBER	DESCRIPTION	QUANTITY	NOTES
	<b>1025699</b>	<b>45-150 CROSSOVER KIT</b>		
1	T118660	DECAL, OUTRIGGER DROP BOX STRIPE	4	
2	T118659	DECAL, OUTRIGGER DROP BOX STRIPE	4	
3	12400-1503	DECAL, SKIN INJECTION HAZARD	1	
4	T118661	DECAL, OUTRIGGER COVER STRIPE	2	
5	12400-631	DECAL OIL LEVEL	1	
6	T105647	DECAL, OUTRIGGER	2	
7	T118662	DECAL, OUTRIGGER COVER STRIPE	2	
8	12260-843	DECAL-OPER.MANUAL	1	
9	12400-1505	DECAL, DANGER TAILSWING	2	
10	T118663	DECAL, BOOM HEAD STRIPE	1	
11	T118961	DECAL, OUTRIGGER CRUSH-SWING	10	
12	651-00424	DECAL-LOADLINE CRUSH HAZARD	2	
13	T116286	DECAL, SEAT ARM	1	
14	12400-1517	DECAL, CRUSHING	1	
15	12260-970	DECAL PATENT PENDING	1	
16	714-0494-1	STRIPE, 2" YELLOW	4	
17	12400-1514	DECAL, O/R CRUSH HAZARD	6	
18	12400-1515	DECAL, JIB RETAINING PIN	1	
19	12400-956	BOOM ANGLE DECAL	1	
20	12400-854	DECAL, HYD CTWT REMOVAL	1	
21	652-00114	DECAL, BOOM TRUCK HAND SIGNALS	2	
22	654-00704	DECAL, VEHICLE CERT.	1	
23	652-00073	PLAC-HYDRAULIC OIL ONLY	2	
24	651-00425	DECAL-BM/TURRET CRUSH HAZARD	1	
25	651-00415	DECAL-NO RIDE BOOM/JIB/LOAD	4	
26	12400-1507	DECAL, ENTANGLEMENT	2	
27	12400-1003	DECAL, FIRE EXTINGUISHER	2	
28	T129627	DECAL, BOOM STOWING IN BOOM REST (37FT) (CROSSOVER 45 & 60)	1	
29	651-00473	DECAL-BATTERY DANGER	1	

WHEN ORDERING PARTS, SPECIFY MODEL NUMBER, SERIAL NUMBER AND DESCRIPTION OF PARTS REQUIRED

## NON - ILLUSTRATED PAGE

WHEN ORDERING PARTS, SPECIFY MODEL NUMBER, SERIAL NUMBER AND DESCRIPTION OF PARTS REQUIRED

---

## 45-150 CROSSOVER KIT

ITEM	PART NUMBER	DESCRIPTION	QUANTITY	NOTES
	<b>1025699</b>	<b>45-150 CROSSOVER KIT</b>		
30	T139673	DECAL, CRUSH HAZARD, STAY CLEAR OF LOAD (ENGLISH)	4	
31	T141898	DECAL, FALL HAZARD	2	
32	T140621	DECAL, NO RIDE IN UPPER CAB (CLEAR BACKGROUND)	1	
33	T140607	DECAL, CRUSH HAZARD, STAY CLEAR LOAD	2	
34	12400-1516	DECAL, FALL HAZARD	4	
35	12400-1512	DECAL, ELECTROCUTION	1	
36	12400-1508	DECAL, DIESEL FUEL DECAL	1	
37	T137220	DECAL, CROSSOVER MACHINE MAINTENANCE CHART	1	
38	T137414	DECAL - CONSPICUITY	10	
39	T137070	DECAL , FALL HAZARD OUTRIGGER BEAM	8	
40	T148530	DECAL, PRODUCT REGISTRATION	1	
41	T153776	DECAL, PRODUCT SUPPORT	1	
42	T105658	DECAL, BOOM 17.50 x 5.00	2	
43	T120073	DECAL, ELECTROCUTION	4	
44	T165161	DECAL, PROP 65, WHITE	1	
45	T165162	DECAL, PROP 65, CLEAR	1	

WHEN ORDERING PARTS, SPECIFY MODEL NUMBER, SERIAL NUMBER AND DESCRIPTION OF PARTS REQUIRED

**CHAPTER NO. 5**  
**MANUALS**

**PAGE INTENTIONALLY LEFT BLANK**





1, 2, 3

---

WHEN ORDERING PARTS, SPECIFY MODEL NUMBER, SERIAL NUMBER AND DESCRIPTION OF PARTS REQUIRED

## 45-150 MANUAL PACKS OPTIONS

---

ITEM	PART NUMBER	DESCRIPTION	QUANTITY	NOTES
<b>45-150 MANUAL PACKS OPTIONS</b>				
1	<b>1044909</b>	STINGER 45-150 MANUAL PACK, ENGLISH	1	SEE PAGE 388
2	<b>C1046519</b>	STINGER 45-150 MANUAL PACK, SPANISH	1	SEE PAGE 388
3	<b>C1045328</b>	STINGER 45-150 MANUAL PACK, FRENCH	1	SEE PAGE 388

WHEN ORDERING PARTS, SPECIFY MODEL NUMBER, SERIAL NUMBER AND DESCRIPTION OF PARTS REQUIRED

---

## NON - ILLUSTRATED PAGE

WHEN ORDERING PARTS, SPECIFY MODEL NUMBER, SERIAL NUMBER AND DESCRIPTION OF PARTS REQUIRED

---

## 45-150 MANUAL PACKS, EN-SP-FR

ITEM	PART NUMBER	DESCRIPTION	QUANTITY	NOTES
	<b>1044909</b>	<b>STINGER 45-150 MANUAL PACK, ENGLISH</b>		
1	1044910	45-150 FLASHDRIVE- OPERATOR'S, PARTS, SHOP & SCHEMATICS, ENGLISH	1	
2	1044911	STINGER 45-150 PARTS MANUAL	1	
3	C1046401	STINGER 45-150 OPERATOR'S MANUAL, ENGLISH	1	
	<b>C1046519</b>	<b>STINGER 45-150 MANUAL PACK, SPANISH</b>		
1	C1046520	45-150 FLASHDRIVE- OPERATOR'S, PARTS, SHOP & SCHEMATICS, SPANISH	1	
2	1044911	STINGER 45-150 PARTS MANUAL	1	
3	C1046521	STINGER 45-150 OPERATOR'S MANUAL, SPANISH	1	
	<b>C1045328</b>	<b>STINGER 45-150 MANUAL PACK, FRENCH</b>		
1	C1045326	45-150 FLASHDRIVE- OPERATOR'S, PARTS, SHOP & SCHEMATICS, FRENCH	1	
2	1044911	STINGER 45-150 PARTS MANUAL	1	
3	C1045327	STINGER 45-150 OPERATOR'S MANUAL, FRENCH	1	

WHEN ORDERING PARTS, SPECIFY MODEL NUMBER, SERIAL NUMBER AND DESCRIPTION OF PARTS REQUIRED

**CHAPTER NO. 6**

**RECOMMENDED SPARE PARTS**

**PAGE INTENTIONALLY LEFT BLANK**

## RECOMMENDED SPARE PARTS

S.No.	Part no.	Description	Qty	Page
1	T112363	SEAL, BULB	1	22
2	T126025	SEAL DOOR	1	26
3	T120289	INSULATION, LEFT SIDE	1	44
4	T120290	INSULATION, RIGHT REAR	1	44
5	T120291	INSULATION, RIGHT FRONT	1	44
6	714A1432	ALARM, BACKUP/OR	1	258
7	T130275	FLOOR MAT	1	44
8	T111783	LIGHT, FRONT	3	48, 338
9	T120451	LIGHT, RED MODE	1	48
10	T120449	LIGHT, AMBER MODE	1	48
11	T120450	LIGHT, GREEN MODE	1	48
12	T120436	LIGHT, DOME	2	52
13	714A1471	ASSEMBLY REED SWITCH	1	60
14	718-0967	SHIM - 20 GA	1	60
15	718-0968	SHIM - 16 GA	3	60
16	717-0902	PAD	1	62
17	226966	FILTER, PAPER	1	76
18	226965	FILTER, RECIRC FOAM	1	76
19	230139	HARNESS & FUSE PANEL ASSEMBLY	1	76
20	228277	RELAY, 12V MICRO 280	5	76
21	228278	FUSE, MINI/ ATM 10 AMP	4	76
22	228279	FUSE, MINI/ ATM 20 AMP	2	76
23	221830	ASSEMBLY, OIL LEVEL SENSOR BLOCK	1	84
24	221833	COND. ASSEMBLY (9067)	1	86
25	1004820	SHIM, WEAR PAD	4	92
26	1004809	SHIM, WEAR PAD	26	92
27	1004808	WEAR PAD, REAR LOWER	10	92
28	1004337	WEAR PAD, REAR UPPER LARGE	4	92
29	1004336	WEAR PAD, REAR UPPER SMALL	4	92
30	1004340	WEAR PAD, FRONT LOWER THICK	78	98

WHEN ORDERING PARTS, SPECIFY MODEL NUMBER, SERIAL NUMBER AND DESCRIPTION OF PARTS REQUIRED

## RECOMMENDED SPARE PARTS

S.No.	Part no.	Description	Qty	Page
31	1004339	WEAR PAD, FRONT LOWER THIN	28	98
32	1004349	WEAR PAD ASM, FRONT UPPER SMALL	6	98
33	1004346	WEAR PAD ASM, FRONT UPPER LARGE	2	98
34	1004384	SHIM, WEAR PAD	1	100
35	1004344	WEAR PAD, CYLINDER HEAD SUPPORT FRONT	1	104
36	1004345	WEAR PAD, CYLINDER HEAD SUPPORT REAR	1	104
37	1029841	WEAR, BOOM REST BASE	1	112
38	1029842	WEAR, BOOM REST SIDE	2	112
39	1008365	SENSOR, HYDRAULIC PRESSURE 500 PSI	1	208
40	1008366	SENSOR, HYDRAULIC PRESSURE 6000 PSI	3	208, 258
41	1223-1013	SWITCH, COUNTERWEIGHT	1	208
42	1223-387	HORN 12 VOLT FANFARE	1	208
43	1223-770	LIGHT, TRIPLE IDENT, RED	1	208
44	1008353	TEMP SENSOR	1	258
45	1034145	HARNESS, TAIL LIGHT	1	258
46	1032425	HARNESS LOWER	1	258
47	T118879	SENSOR, INDUCTIVE	8	258
48	T120217	PROXIMITY SWITCH	4	258
49	T133237	HARNESS, REAR O/R SENSOR	2	258
50	T133823	HARNESS, FRONT O/R SENSOR	2	258
51	T165470	12V 3/4" RED SIDE MARKER LIGHT	2	258
52	T165471	12V 3/4" AMBER SIDE MARKER LIGHT	4	258
53	420-4974	LIGHT STROBE	1	340
54	1223-1026	SWITCH, BEACON	1	340, 342
55	T135443	LIGHT, REVOLVING, AMBER	1	342
56	714-1696	WIND SPEED SENSOR	1	348
57	1223-864	TAIL LIGHT (RED)	2	358
58	1223-1021	LAMP 12 V	2	362
59	1223-1022	LENS, RED	1	362
60	1223-1023	LENS, GREEN	1	362

WHEN ORDERING PARTS, SPECIFY MODEL NUMBER, SERIAL NUMBER AND DESCRIPTION OF PARTS REQUIRED





[www.loadkingmfg.com](http://www.loadkingmfg.com)

Load King  
7701 Independence Ave, Kansas City, MO  
64125  
Parts: (816) 241- 8387  
Service: (833) 281-7911  
[info@loadkingmfg.com](mailto:info@loadkingmfg.com)



# 45-150 PARTS MANUAL