

OUTBACK 35-48DR



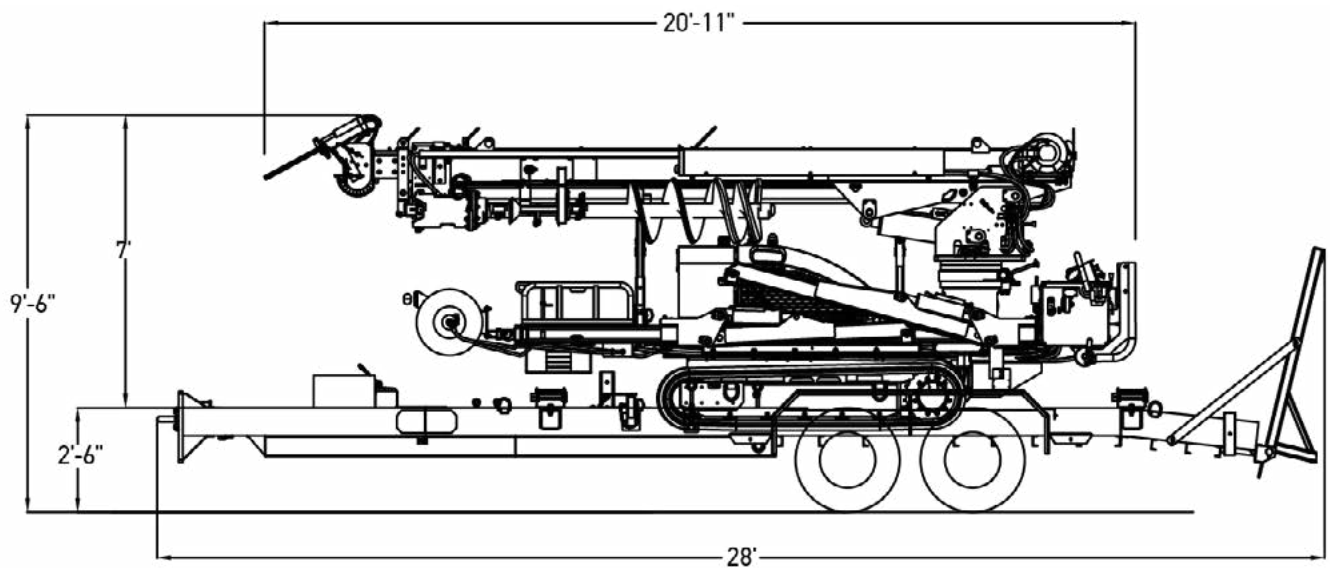
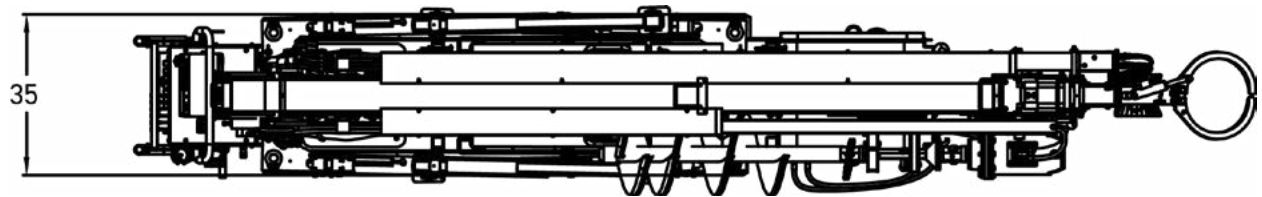
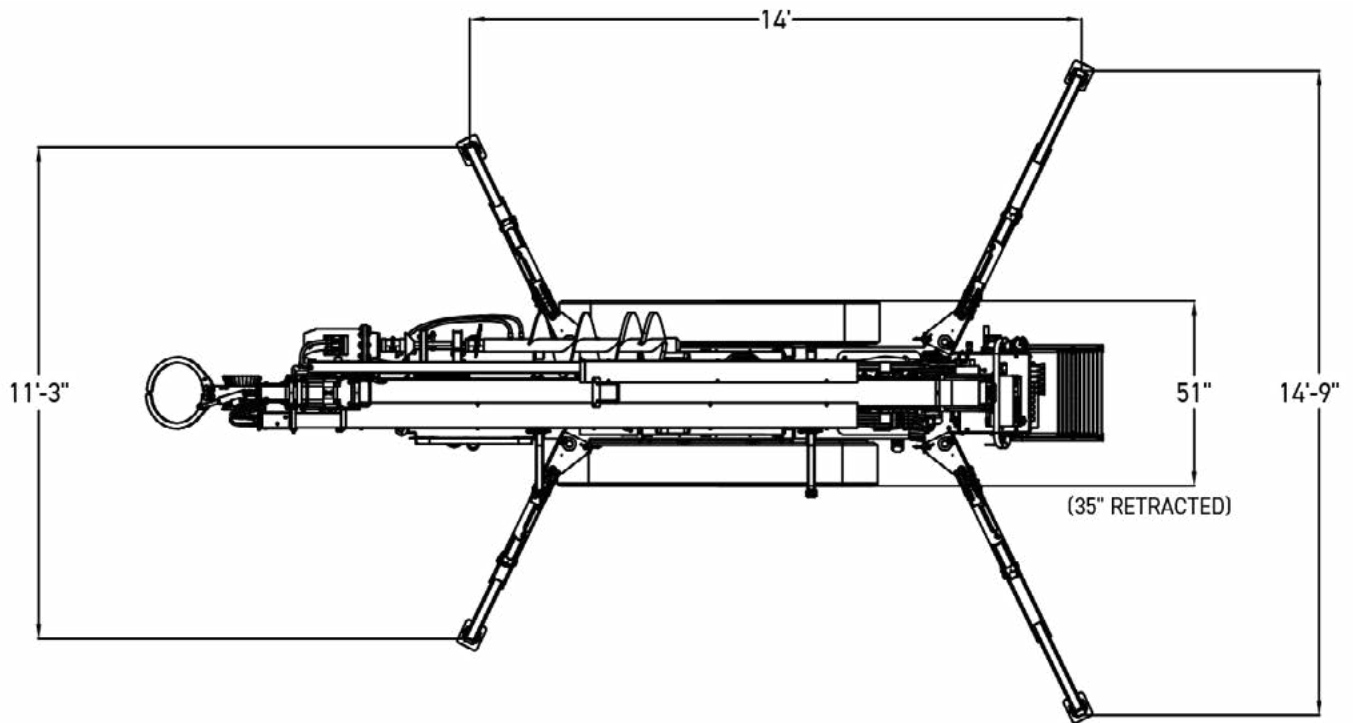
FEATURES

- FITS THROUGH STANDARD 36" GATE ON RETRACTED TRACKS
- MAXIMUM 44-FOOT BUCKET WORKING HEIGHT
- HYDRAULIC OVERLOAD PROTECTION SYSTEM
- AUGER WITH 24-FOOT MAX DIGGING RADIUS
- BUCKET, JIB, AND POLE GUIDES AVAILABLE
- EASY TO SET UP AND LEVEL

DIMENSIONS

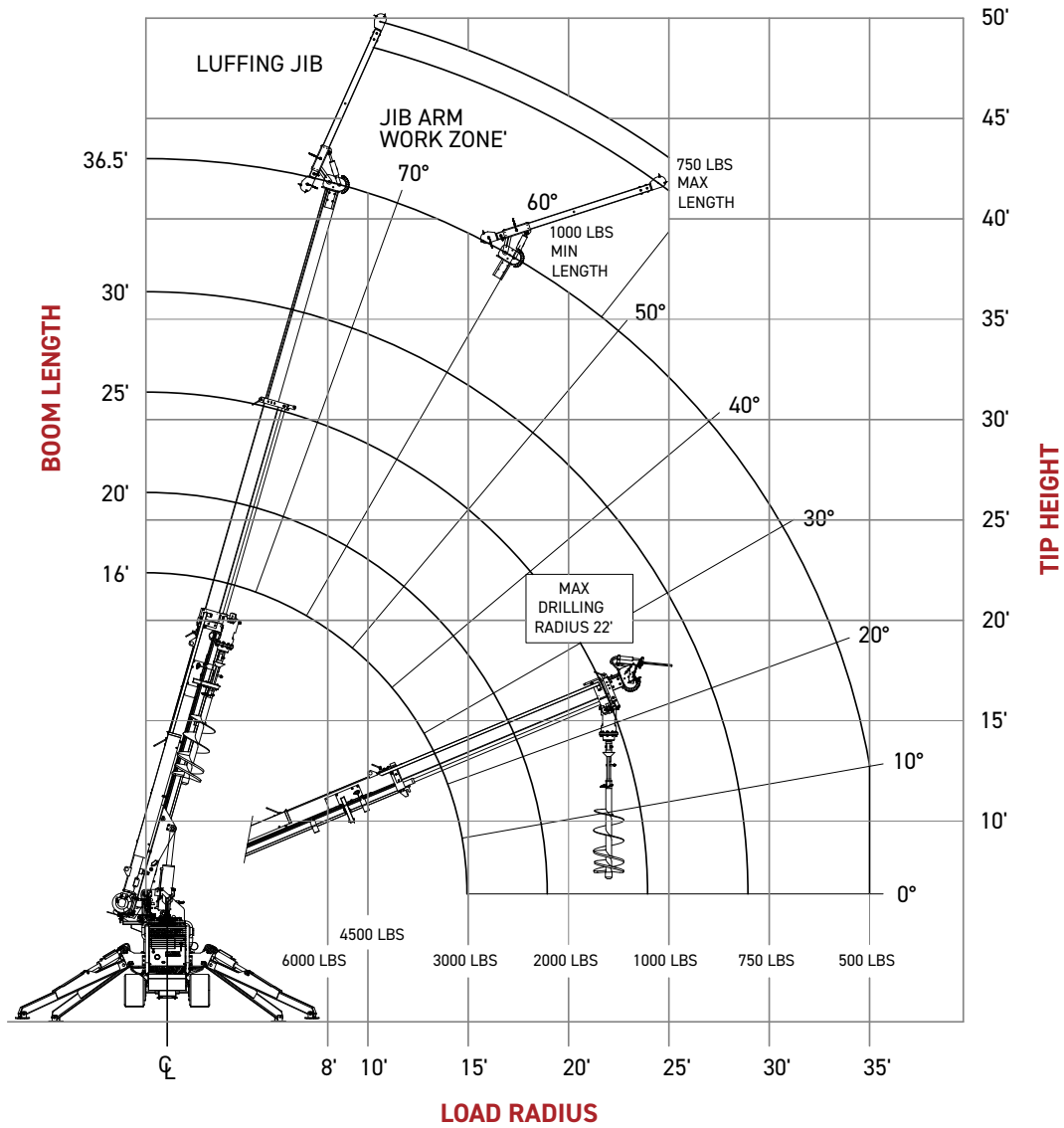
OUTBACK 35-48DR

FOOTPRINT OF OUTRIGGER POSITIONS



20' DUAL AXLE 20,000 LB CAP. TRAILER

LOAD CHART
 MAIN BOOM & LUFFING JIB
 ANSI / ASSE A10.31



LK-DEC-164 REV-D

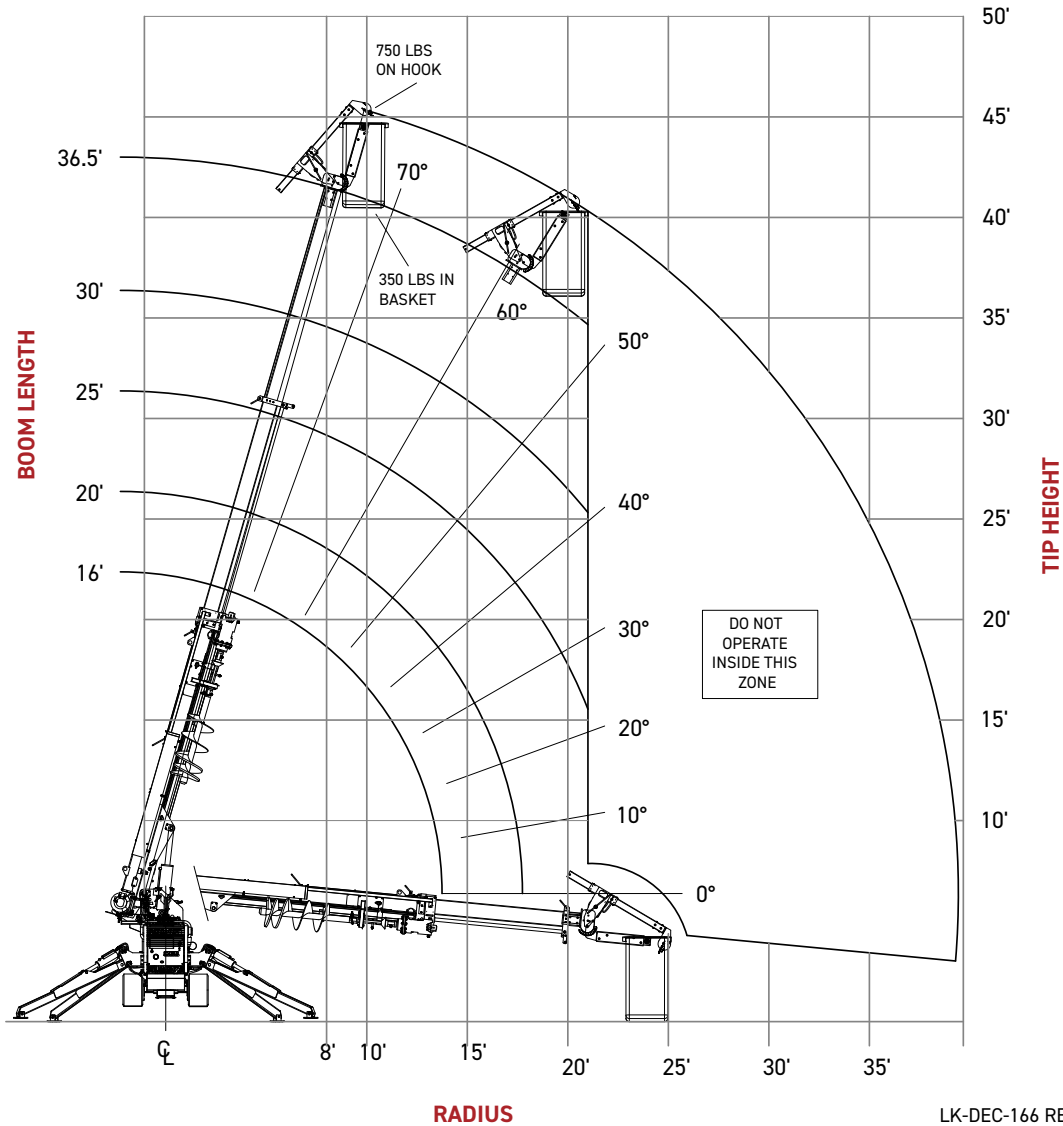
Lifting capacities do not exceed 66% of tipping load on 5 deg slope. Weight of hook blocks and slings are part of the load and are to be deducted from the capacity ratings. Consult operators manual for further details.

Always extend steel section first followed by fiberglass.

The data published herein is intended as a guide only and shall not be construed to warrant applicability for lifting purposes. Machine operation is subject to the load charts and operation manual, both supplied with the machine.

RANGE DIAGRAM

BASKET & MATERIAL HANDLER
ANSI / SAIA A92.20



LK-DEC-166 REV-C

Stability is verified per ANSI / ASSE A92.20 including 350 LBS in the bucket, 750 LBS on the load handling hook, wind, dynamic and manual loads.

Always extend steel section first followed by fiberglass.

The data published herein is intended as a guide only and shall not be construed to warrant applicability for lifting purposes. Machine operation is subject to the load charts and operation manual, both supplied with the machine.

BOOM, JIB & AUGER

Three-section insulated synchronized hydraulic extension

Boom elevation angle range (min / max) -5° / 75°

Boom insulation 46KV Category C per ANSI 92.2

Max working height	Can Handler	44 ft
	Main boom	40 ft
	Jib arm	48 ft

440° non-continuous rotation
Hydraulically driven double planetary reduction gear drive

Auger drive	Torque	5,800 ft. lbs.
	Storage	Automatic on main boom
	Min / Max digging radius	13 ft 5 in / 22 ft

Winch capacity 6,000 lb

HYDRAULICS & DRIVES

Tracks	90" rubber
Track width closed / open	35" / 51"
Ground pressure	6.3 lb. / in. ²

Engine	Kubota 25HP Tier 4 Diesel
Fuel capacity	10 gallons

Hydraulic system	Capacity	25 gallons
	Operating pressure	3,000 psi
	Pump	16 GPM fixed displacement piston

OPERATOR AIDS & ACCESSORIES

- Audible track alarm on retract
- Audible tilt alarm, side to side and front to back
- Outrigger interlock system
- Two work lights
- Stainless grounding lug on deck
- Two hydraulic tool circuit connections at ground level

OUTRIGGERS

Hybrid radial	Center of pad
Front:	12 ft
Rear:	15 ft
Front to back:	14 ft

CTOS MACHINES ARE EQUIPPED WITH THESE VALUE PACKAGE OPTIONS:

- Dual bucket capacity 300 lbs. each
- Hydraulic pole guide (manual tilt)
- Hydraulic Overload Protection (HOP) system
- Single bucket arm
- Transformer / material handling jib / hydraulic luffing
- Outrigger pads set of (4) plastic 18 x 18 x 1.5"
- Carrying rack for outrigger pads
- Dual sided pole carriers (2)
- Hydraulic hose reel for tools
- 750 lb. Can handler w/ short jib
- Radio remote controls bellypack (includes start/stop)
- High/low two speed throttle
- 12 v outlet (cigarette lighter) near rear controls

OPTIONAL ACCESSORIES AVAILABLE FOR PURCHASE:

- Single bucket capacity 350 lbs.
- 1250 watt 12 volt power inverter
- 2000 watt 12 volt power inverter (dual battery)
- Extra set of pins for entire unit
- Engine block heater
- Heavy-duty rear winch receiver bracket
- Kelly bar extension
- Pintle eye extension on trailer & extended safety chains
- Spare trailer tire
- Bracket for spare tire storage on trailer
- Screw anchor assembly
- Bracket for screw anchor
- Electric tongue jack

SERVICE LOCATIONS



CONTACT US

24/7 Call Center, staffed in Kansas City, MO: 833-281-7911

Parts questions: 833-PARTSLK (833-727-8755)
partsupport@loadkingmfg.com

Parts orders: store.loadkingmfg.com

Warranty: cranewarranty@loadkingmfg.com



Custom Truck One Source's quality management system in Kansas City is certified to ISO 9001:2015 by Orion.